



Munich Personal RePEc Archive

**Visitor and firm taxes versus  
environmental options in a dynamical  
context**

Antoci, Angelo and Galeotti, Marcello and Geronazzo, Lucio

University of Sassari, University of Florence

2007

Online at <https://mpra.ub.uni-muenchen.de/13667/>

MPRA Paper No. 13667, posted 28 Feb 2009 11:49 UTC

*Research Article*

## **Visitor and Firm Taxes Versus Environmental Options in a Dynamical Context**

Angelo Antoci, Marcello Galeotti, and Lucio Geronazzo

Received 17 February 2007; Revised 10 May 2007; Accepted 8 June 2007

Recommended by Ibrahim Sadek

The main objective of the paper is to analyze the effects on economic agents' behavior deriving from the introduction of financial activities aimed to environmental protection. The environmental protection mechanism we study should permit exchange of financial activities among citizens, firms, and Public Administration. Such a particular "financial market" is regulated by the Public Administration, but mainly fuelled by the interest of two classes of involved agents: firms and dwelling citizens. We assume that the adoption process of financial decisions is described by a two-population evolutionary game and we study the basic features of the resulting dynamics.

Copyright © 2007 Angelo Antoci et al. This is an open access article distributed under the Creative Commons Attribution License, which permits unrestricted use, distribution, and reproduction in any medium, provided the original work is properly cited.

### **1. Introduction**

The main objective of the paper is to analyze the effects on the behavior of economic agents, deriving from the introduction of an environmental protection mechanism that allows the exchange of financial activities among visitors of a region  $R$ , firms operating in the region  $R$ , and the Public Administration (PA). This *financial market* is regulated by the PA, but mainly fuelled by the interest of visitors and firms.

The context we analyze has the following features.

The PA offers to an individual who desires to spend a period of time in the region  $R$  the choice between

- (1) purchasing a *call environmental option* sold by the PA at a given price, which implies a *cost* in the case of a *high-environmental quality*, measured according to a properly defined quality index  $Q$ , but offers a *reimbursement* in the case of a low value of  $Q$ , consequently, buying the financial option represents a self-assurance device against environmental degradation;

(2) paying a fixed amount (entrance ticket) to the PA as a visitor's tax.

Analogously, the PA offers to a potentially polluting firm operating in the region R the choice between

(3) issuing a *put environmental option* bought by the PA: this financial activity implies a monetary aid for the firm only if the quality index Q results higher than a properly defined threshold level;

(4) paying a fixed amount as an environmental fine to carry on its activity in the region R.

Hence, in the case of a high value of Q, visitors bear a cost but find satisfaction in a high-environmental quality, while the firms choosing (3) receive financial support for investments aimed at environmental protection (hence such investments do not diminish their competitiveness). Furthermore, the PA attains the goal of improving the environmental quality at a low cost (if prices of financial activities are determined in such a way that the costs born by visitors compensate, at least partially, for the aid to firms). In the case of a low value of Q, instead, the visitors choosing (1) receive a partial reimbursement for the environmental damage and the firms choosing (3) do not receive financial aid.

The PA has to determine the prices of these financial activities taking into account, among other things, the number of visitors and firms wanting, respectively, to buy and sell the options, the costs of nonpolluting technologies, the transaction costs, and so on.

As a consequence of the mechanism described, we can expect a strong interdependency between firm and visitor payoffs. Our goal is to study the dynamics of such a *financial market*, arising from the interaction of economic agents and the PA. To this end, we represent the process of adopting choices through a two-population evolutionary game, where one population of firms strategically interacts with one population of visitors. The evolution of visitors and firms' behavior is modelled by the so-called *replicator dynamics*, according to which the choices whose expected payoff is greater than the average one spread within the populations at the expense of the other choices.

This way we are led to describe the phase portraits and bifurcations of a family of five-degree polynomial systems, which represent the possible market evolutions.

The paper is structured as follows. In Section 2, possible environmental financial instruments are introduced and our choice of *environmental options* is motivated. In Section 3 we describe the model. Sections 4 and 5 are devoted to the mathematical analysis of the evolutionary dynamics. Section 6 concludes the paper.

## 2. Environment policies and financial instruments.

Environmental problems arising from economic activity are going to become a well-established research area both in micro and macro economics. Among many suggestions found in economic literature, aimed at rationalizing *pollution reduction* or other environment protection activities, the most innovative ones regard the introduction of specific financial assets to sustain or integrate the traditional policy making of the public sector, as well as to inject market incentives in environmental objectives. The idea underlying the proposals of using bonds or other financial instruments to achieve environmental targets

is that the market dynamics guarantees resource allocations that, in general, are more efficient than the allocations resulting from public sector enterprise. Such an approach can be considered a branch of the mainstream theory that sees privatization as a way to overcome obstacles to an efficient achievement of social goals.

**2.1. Environmental bonds.** The so-called *Social Policy Bonds*, or *Environmental Bonds* (EBs), introduced in [1, 2] and others, constitute the most relevant example of a financial asset that can be issued in accordance with environmental purposes. EBs are, as usual, auctioned by central or local government on the open market, but, unlike ordinary bonds, can be redeemed at the face value only when a specified environmental objective has been achieved. In the case that a maturity is inserted in the contract, the bond expires unredeemed if at maturity the objective has been missed.

Technically speaking EBs are *zero coupon bonds*, in the sense that they do not bear any interest, and the yield investors can gain from the investment depends on the difference between the auctioned price and the face value in the case of redemption. Due to the intrinsic uncertainty concerning either the redemption or the time of redemption (if any), EBs are typical assets with uncertain yield, like stocks or options.

If the auction price is low enough, private investors are attracted by the gain embedded in the difference between redemption value and price, this way ensuring the required level of demand for the assets. What is more relevant, however, is that industries involved in the environment objective (either polluters or not), once in possession of the bonds, have a strong interest to operate in such a way that the objective itself is quickly achieved, so to cash in the expected gains as soon as possible. Consequently, active investors can start financing initiatives aimed at the specified environmental target, either using their own capital or borrowing money on the market.

On the side of the issuer, the government, the difference between the total amount necessary for reimbursement and the net amount cashed in at the auction (keeping into account collateral costs) represents the net cost that the achievement of the environmental goal requires.

In conclusion, by issuing EBs, the government obtains the same result as by contracting out the achievement of environmental goals to the private sector, remaining, though, the ultimate source of funding and the only authority setting the objectives.

Once the EBs have been auctioned, they can be traded on the marketplace as any other financial instrument. Without entering into detail, we remark that the market price of EBs will fluctuate according to the available information about the approaching of the target and the elapsing of time.

For many pollution containment (or reduction) purposes, other instruments, for example, Tradable Permits to Pollute (TPPs), are actively traded on proper markets. TPPs are especially useful in allocating unpriced resources, such as the assimilative capacity of atmosphere, and they work most efficiently with large-scale processes, which are more easily monitored. Nevertheless, such instruments exhibit informational disadvantage in any context characterized by a large number of polluters. Furthermore, they do not bear any actual incentive toward virtuous behavior, and show no capability of adapting to goals other than the attainment of established levels of pollution.

On the other hand, EBs can work better than TPPs in any context. Moreover, once proper indicators are well specified at the time of issue and are correctly monitored during the life of the bonds, informational disadvantages are totally absent even in the case when many sources of pollution are operating together.

Another advantage that would make EBs a suitable instrument is the focus on outcomes rather than activities, which bears a great relevance in situations where a multiplicity of solutions is required. Finally, under an EBs regime, different activities would be rewarded in proportion to their actual success.

Due to the above-mentioned advantages, the adoption of EBs in a real environmental context is strongly recommended in most specialistic literature.

**2.2. Environmental options.** In our paper, however, although we firmly share the idea that the introduction of financial instruments in environmental economics models is a step towards a better understanding of environmental policy dynamics, we suggest assets different from EBs. There are several reasons for our choice. The first and most relevant is a direct consequence of the sector we choose to deal with, that is, tourism. In fact, the *tourism game* has to take into account the tourist himself, who deserves an active role in the matter. Convinced of this as we are, instead of letting the tourist be a mere payer of some taxes for potential environmental damage, we suggest an instrument that, on one hand, is like an insurance contract over the quality of the environmental conditions, and on the other can incentivate industries operating in the area to a virtuous behavior as far as limitation of air or water pollution or other environmental goals are concerned. Government, or another public institution, stays in the background, setting the nature of the instrument, acting as intermediary between the parts, and participating in the operation as a promoter.

The instrument we introduce is somehow similar to a *weather derivative*, a financial asset whose payoff depends on the level of some atmospheric index. It works this way: the tourist can buy the asset and keep it until the end of his stay. Depending on the level of the index at a specified date (or on the average value during the holiday period), she/he receives either a fixed amount of money or nothing. The contingent claim we refer to is a *digital option* of the type *cash or nothing*, with the environmental index as the underlying asset.

The government, or another local authority, arranges for the emission of the options, collecting the revenues. The total net amount cashed (reduced by the emission and other cost components) is credited to the industries operating in the area on the basis of an index depending on some economic parameters, such as the global amount of taxes each industry pays or the global production level. At maturity, if the pollution is higher than the established threshold, the industries must pay a fixed amount to the asset holders (the equivalent of a fine for contributing to the pollution); otherwise they cash in the prices of the options, just like a subsidy for their proper behavior.

To be more precise, let us denote by  $\bar{Q}$  the critical level of the pollution index (this level is the *strike*, according to the options terminology) and by  $Q_T$  the level of the index at maturity. Hence the payoff function of the contingent claim at  $T$  (we assume the option can be exercised only at maturity) is expressed as

$$\text{Payoff} = \begin{cases} 0 & \text{if } Q_T \leq \bar{Q}, \\ M & \text{if } Q_T > \bar{Q}, \end{cases} \quad (2.1)$$

where  $M$  is the fixed amount the tourist receives as an indemnity for the bad quality of the environment,  $Q_T$  plays the role of a pollution index, and the asset behaves as a European call option. Reverting the payoff:

$$\text{Payoff} = \begin{cases} M & \text{if } Q_T \leq \bar{Q}, \\ 0 & \text{if } Q_T > \bar{Q}, \end{cases} \quad (2.2)$$

the index level is to be assumed as a good quality one and the resulting option is of put type.

More complex assets are easily derived from this basic one by changing the payoff function. For example, we can obtain *Asian options*, by replacing the value of the index at a fixed date  $T$  with some average  $A_{[t,T]}$  over a specified period  $[t, T]$ , or *barrier options*, by introducing a threshold  $H$  for the index (the option will come to life, or will extinguish, once the index level passes through the barrier).

Of course the choice of the option type, European plain vanilla, digital, Asian, barrier, and so forth, has relevant consequences as far as the possibility of expressing the equilibrium price via a direct closed formula is concerned.

Although financial instruments like the one we have described are currently traded in the marketplace, at this stage of the research we assume that the options, after being bought, are kept by the buyers until expiration. Actually this assumption is not too restrictive if the option life is intrinsically short, as is the case when the tourist buys the asset shortly before his/her vacation starts.

### 3. The model

The main objective of the model is to analyze the effects on the behavior of economic agents deriving from the introduction of the previous financial activities.

The environmental protection mechanism we analyze is centered on the introduction of innovative financial activities issued with assistance of the Public Administration (PA), sold by polluting firms operating in the region  $R$  and bought by visitors or residents. The motivations underlying the introduction of such mechanism are as follows.

- (1) Virtuous firms choosing a nonpolluting technology can obtain financial aid by selling the put options.
- (2) Visitors can protect themselves against environmental degradation by a self-assurance device (see, e.g., [3]).
- (3) The PA can attain the goal of improving the environmental quality at a low cost, since the costs born by visitors compensate, at least partially, for the financial aid to firms.

The basic features of the “contracts” between the PA and visitors, and between the PA and firms, are the following.

**3.1. The contract between the PA and visitors.** The PA offers to an individual who desires to spend a period of time in the region R the choice between

( $V_1$ ) purchasing an environmental option sold by the PA at a given price, that is, from the visitor’s point of view, a call option, it gives rise to a nonrefundable cost in the case of high-environmental quality, measured by a suitable pollution index  $Q$ , on the contrary, it gives the right, in the case of a low level of  $Q$ , to a defined positive payoff as an indemnity;

( $V_2$ ) paying a fixed amount (entrance ticket) to the PA as a visitor’s tax.

**3.2. The contract between the PA and polluting firms.** The PA offers to a firm operating in R the choice between

( $F_1$ ) issuing an environmental option bought by the PA, which, from the firm’s point of view, behaves as a put option, implying the payment of a fixed amount back if the quality index  $Q$  does not result sufficiently high (i.e., if a given environmental goal is not reached);

( $F_2$ ) paying a fixed amount as an environmental fine to carry on its activity in the region R.

We assume that the choice of  $F_2$  implies the choice of a *polluting technology*. Furthermore, we do not consider (by assumption) the possibility of *free riding* (for a motivation of such hypothesis see, [1]), that is, firms have no incentive in issuing the financial asset if they are going to adopt a polluting technology.

**3.3. Our modelling choices.** As a consequence of the described mechanism, a strong interdependence between firm and visitor decisions is achieved. According to this, the profits of each firm strictly depend on the choices of both the other firms and the visitors. The same argument applies for visitor monetary payoffs.

A dynamical model arising as a natural choice from the above assumptions is a two-population evolutionary game, where the population of firms strategically interacts with the population of visitors.

With the aim of keeping the presentation at an understandable level, we study the interaction of firms and visitors in a simplified strategic context, preserving, nevertheless, the main features of the real dynamics. Namely, at each instant of time, two pairs of randomly chosen firms and visitors are assumed to match in order to play a one-shot game. On occasion of each match-up,

- (1) each firm has to choose (ex ante) between the two strategies:  $F_1$  (selling the option described above) and  $F_2$  (paying a fixed amount as an environmental fine);
- (2) each visitor has to choose (ex ante) between the two strategies:  $V_1$  (buying the option described above) and  $V_2$  (paying a fixed amount as an entrance ticket).

The analysis of such a context allows us to take into account all types of interdependence between economic agents (between two firms, between two visitors, between firms and visitors), working in a very simplified analytical setting.

TABLE 3.1

	$V_1, F_1, F_1$	$V_1, F_1, F_2$	$V_1, F_2, F_2$	$V_2, F_1, F_1$	$V_2, F_1, F_2$	$V_2, F_2, F_2$
$V_1$	$-\tilde{p}_2$	$-\tilde{p}_2 + \alpha_{21}$	$-\tilde{p}_2 + \alpha_{22}$	$-\tilde{p}_1$	$-\tilde{p}_1 + \alpha_{11}$	$-\tilde{p}_1 + \alpha_{12}$
$V_2$	$-\bar{p}$	$-\bar{p}$	$-\bar{p}$	$-\bar{p}$	$-\bar{p}$	$-\bar{p}$

TABLE 3.2

	$F_1, V_1, V_1$	$F_1, V_1, V_2$	$F_1, V_2, V_2$	$F_2, V_1, V_1$	$F_2, V_1, V_2$	$F_2, V_2, V_2$
$F_1$	$-c_{NP} + \beta_2$	$-c_{NP} + \beta_1$	$-c_{NP} + \beta_0$	$-c_{NP}$	$-c_{NP}$	$-c_{NP}$
$F_2$	$-c_P - \bar{q}$	$-c_P - \bar{q}$	$-c_P - \bar{q}$	$-c_P - \bar{q}$	$-c_P - \bar{q}$	$-c_P - \bar{q}$

**3.4. Visitor payoff matrix.** To avoid trivial cases, we assume that, in each match-up, the quality index  $Q$  results *high enough* (i.e., the predetermined environmental goal is reached) only if both firms choose  $F_1$  (i.e., choose a nonpolluting technology).

We consider the visitor payoff matrix shown in Table 3.1 matrix (where  $\tilde{p}_2 = \bar{p} + p_2$  and  $\tilde{p}_1 = \bar{p} + p_1$ ).

The entry  $a_{11}$  gives the payoff of a visitor choosing  $V_1$ , matched with another visitor and two firms choosing, respectively,  $V_1$  and  $F_1$ , and so on.

The parameter  $\bar{p} \geq 0$  represents the fixed amount paid as an entrance ticket when adopting the strategy  $V_2$ . The parameters  $(\bar{p} + p_1)$  and  $(\bar{p} + p_2)$ , with  $0 < p_1 < p_2$ , are the prices (fixed by PA) of the financial activity described above in the case where, respectively, only one or both visitors choose  $V_1$ . So the price of the option is positively correlated to the number of visitors willing to buy it.

The parameters  $\alpha_{ij}$  (the index  $i = 1, 2$  indicating the number of visitors buying the self-assurance device and the index  $j = 1, 2$  indicating the number of polluting firms, that is, firms choosing  $F_2$ ), fixed by the PA, are the *reimbursements*, which depend on the strategies adopted by firms and visitors according to the following rule:  $\alpha_{1j} > \alpha_{2j}$ ,  $\alpha_{i2} \geq \alpha_{i1}$ ,  $i, j = 1, 2$ .

Therefore, if the value of  $Q$  is low, the reimbursement is (coeteris paribus) inversely correlated to the number of visitors choosing  $V_1$ . For the sake of generality, we do not impose any restriction about the correlation between the reimbursement and the number of firms selling the option, that is, adopting  $F_1$ .

Moreover, we assume that the option provides actual insurance coverage, that is  $\alpha_{12}$ ,  $\alpha_{22} > p_2$  (and consequently  $\alpha_{11}$ ,  $\alpha_{21} > p_1$ ).

**3.5. Firm payoff matrix.** We suppose the payoff matrix holds for firms as shown in Table 3.2, where  $c_{NP}$  and  $c_P$ ,  $0 < c_P < c_{NP}$ , represent the costs of the nonpolluting and polluting technology, respectively. We assume that  $\beta_0 < \beta_1 < \beta_2$ , that is, the financial aid given to firms choosing  $F_1$  increases with the number of visitors subscribing to the options offered by the PA. Furthermore, we assume the condition  $c_{NP} - c_P < \beta_0$ , stating that the financial aid is higher than the cost difference.

**3.6. Expected payoffs and dynamics.** Let the variable  $x(t)$  denote the proportion of visitors adopting strategy  $V_1$  at the instant of time  $t$ ,  $0 \leq x(t) \leq 1$ .



Analogously, let  $y(t)$  denote the proportion of firms choosing strategy  $F_1$  at the instant of time  $t$ ,  $0 \leq y(t) \leq 1$ .

Let us indicate by

- (i)  $EV_i(x, y)$  the expected payoff of strategy  $V_i$ ,  $i = 1, 2$ .
- (ii)  $EF_j(x, y)$  the expected payoff of strategy  $F_j$ ,  $j = 1, 2$ .

The process of adopting strategies is modeled by the so-called *replicator dynamics* [see, e.g., [4]], according to which the strategies whose expected payoffs are greater than the average payoff spread within the populations at the expense of the others:

$$\begin{aligned} \dot{x} &= x(EV_1 - \overline{EV}), \\ \dot{y} &= y(EF_1 - \overline{EF}), \end{aligned} \tag{3.1}$$

where

$$\begin{aligned} \overline{EV} &= x \cdot EV_1 + (1 - x) \cdot EV_2, \\ \overline{EF} &= y \cdot EF_1 + (1 - y) \cdot EF_2 \end{aligned} \tag{3.2}$$

are average payoffs of the populations of visitors and firms, respectively.

As to the expected payoffs of the single strategies, they are calculated multiplying entries of the above payoff matrices by conditional probabilities. For example,

$$EV_1 = \sum_{i,j,k} P_{V_1}(V_i, F_j, F_k) \cdot \text{prob}(V_i, F_j, F_k / V_1), \tag{3.3}$$

where  $P_{V_1}(V_i, F_j, F_k)$  denotes the payoff of a visitor playing  $V_1$  matched with agents playing, respectively,  $V_i, F_j, F_k$ ,  $i, j, k = 1, 2$ .

In fact we will assume independence in the strategy choices of agents (i.e., matching is really *random*) and identify the probability of meeting an agent adopting a given strategy with the proportion of agents playing it in the respective population (e.g.,  $\text{prob}(V_1, F_1, F_2 / V_1) = xy(1 - y)$ ). Therefore, by straightforward computations, we can write (3.1) as a polynomial system defined in the square  $[0, 1]^2$ :

$$\begin{aligned} \dot{x} &= x(1 - x)F(x, y), \\ \dot{y} &= y(1 - y)G(x, y), \end{aligned} \tag{3.4}$$

where (posing  $\gamma_1 = \alpha_{11} - \alpha_{21}$ ,  $\gamma_2 = \alpha_{12} - \alpha_{22}$ ,  $\delta = p_2 - p_1$ )

$$\begin{aligned} F(x, y) &= -x[\delta y^2 + (\gamma_1 + \delta)y(1 - y) + (\gamma_2 + \delta)(1 - y)^2] \\ &\quad + \alpha_{11}y(1 - y) + \alpha_{12}(1 - y)^2 - p_1(y^2 - y + 1)G(x, y) \\ &= y[\beta_2 x^2 + \beta_1 x(1 - x) + \beta_0(1 - x)^2] - (c_{NP} - c_P)(x^2 - x + 1) \end{aligned} \tag{3.5}$$

#### 4. Mathematical results

**4.1. Fixed points.** Notice that the vertices  $(x, y) = (0, 0), (0, 1), (1, 0), (1, 1)$  of the square  $[0, 1]^2$  are always fixed points of the system (3.4). The other fixed points are the

intersections

- (i) between the locus  $F(x, y) = 0$  and the horizontal edges  $y = 0$  and  $y = 1$  of the square;
- (ii) between the locus  $G(x, y) = 0$  and the vertical edges  $x = 0$  and  $x = 1$ ;
- (iii) between  $F(x, y) = 0$  and  $G(x, y) = 0$  in the interior,  $(0, 1)^2$ , of the square.

Let us investigate, in particular, the fixed points of type (iii).

Note that the expressions in square brackets of  $F(x, y)$  and  $G(x, y)$  are positive for any  $y$  and any  $x$  in  $[0, 1]$ , respectively, and that  $(c_{NP} - c_P)(x^2 - x + 1) > 0$  for all  $x$ .

In the open square  $(0, 1)^2$ , the isocline  $\dot{x} = 0$  is represented by the intersection between  $(0, 1)^2$  and the graph of a function

$$x = \tilde{x}(y) = \frac{P_2(y)}{Q_2(y)}. \quad (4.1)$$

Similarly, the isocline  $\dot{y} = 0$  is represented by the intersection between  $(0, 1)^2$  and the graph of a function

$$y = \tilde{y}(x) = \frac{S_2(x)}{T_2(x)}, \quad (4.2)$$

where  $P_2$ ,  $Q_2$ ,  $S_2$ , and  $T_2$  are degree two polynomials, with  $Q_2(y) > 0$  for  $y \in [0, 1]$  and  $S_2(x) > 0$ ,  $T_2(x) > 0$  for  $x \in [0, 1]$ . Clearly, (4.1) and (4.2) have horizontal asymptotes, respectively, as  $y \rightarrow \pm\infty$  and as  $x \rightarrow \pm\infty$ . Furthermore, the two functions exhibit at most one maximum and one minimum.

First of all, let us consider (4.1). Under our assumptions, we check that  $\tilde{x}(1) < 0$  and  $\tilde{x}(0) > 1$ . Consequently, the graph of  $\tilde{x}(y)$  in  $[0, 1]^2$  cannot present both increasing and decreasing tracts, since in that case some vertical line would have three intersections with it. Thus, in  $[0, 1]^2$ ,  $\tilde{x}(y)$  is decreasing.

With regard to the isocline  $\dot{y} = 0$ , it is easily checked that function (4.2) has one maximum for  $x = x_1 < 0$  and one minimum for  $x = x_2 > 1$ . Since  $\tilde{y}(0) = (c_{NP} - c_P)/\beta_0 < 1$  (by assumption), the intersection between  $[0, 1]^2$  and the graph of (4.2) is again that of a decreasing function.

Finally, we observe that the graphs of (4.1) and (4.2) can have at most five intersections (eventually outside  $[0, 1]^2$ ), in that the number of intersections corresponds to the number of roots of a five-degree polynomial.

Notice that the above analysis implies that there are no fixed points in the interior of the edges  $y = 0$  and  $y = 1$  of  $[0, 1]^2$ , while one fixed point always exists in the interior of each vertical edge, that is,  $x = 0$  and  $x = 1$ .

**4.2. Stability and limit cycles.** Straightforward calculations show that the vertices  $(x, y) = (0, 1)$ ,  $(1, 0)$  are always sinks and the vertices  $(x, y) = (0, 0)$ ,  $(1, 1)$  are saddles. The fixed points in the interior of the edges  $x = 0$  and  $x = 1$  always have a positive eigenvalue in direction of the edge, so they cannot be sinks.

Now we want to examine the stability of the fixed points in the interior of  $[0, 1]^2$ . Let  $(\bar{x}, \bar{y}) \in (0, 1)^2$  be a fixed point of the system (3.4) and let  $J = J(\bar{x}, \bar{y})$  be the Jacobian

matrix evaluated at such a point. It holds that

$$\text{sign Det } J = \text{sign} \left( \frac{\partial F}{\partial x} \frac{\partial G}{\partial y} - \frac{\partial F}{\partial y} \frac{\partial G}{\partial x} \right), \quad (4.3)$$

Therefore (see (4.1) and (4.2)):

$$\text{Det } J(\bar{x}, \bar{y}) > 0 \iff \tilde{y}'(\bar{x}) \cdot \tilde{x}'(\bar{y}) > 1, \quad (4.4)$$

$$\text{Det } J(\bar{x}, \bar{y}) < 0 \iff \tilde{y}'(\bar{x}) \cdot \tilde{x}'(\bar{y}) < 1. \quad (4.5)$$

In case (4.4), the fixed point is a sink or a source, in case (4.5) the fixed point is a saddle.

**THEOREM 4.1.** *There are at most three fixed points in  $(0, 1)^2$  and at most one of them is not a saddle.*

*Proof.* We bound ourselves to a sketch of the proof, since the required computations are rather lengthy. According to what we have seen, the intersections of  $F(x, y) = 0$  and  $G(x, y) = 0$  with  $[0, 1]^2$  can be viewed as the graphs of two decreasing functions, say, respectively,  $y = f(x)$  and  $y = g(x)$ . We can consider, in fact without restriction, the generic case.

A sink or a source corresponds to an intersection  $(\bar{x}, \bar{y})$  of the two graphs with  $f'(\bar{x}) < g'(\bar{x})$ . If more than one such point existed, there should be  $x_1, x_2, x_3, 0 \leq x_1 < x_2 < x_3 \leq 1$ , such that  $f'(x_1) < g'(x_1)$ ,  $f'(x_2) > g'(x_2)$ ,  $f'(x_3) < g'(x_3)$ . So in  $(x_1, x_3)$  the two derivatives  $f'(x)$  and  $g'(x)$  should intersect at least twice. But in fact it can be shown that, given  $f'(x_1) < g'(x_1)$ ,  $f'(x)$  and  $g'(x)$  can intersect at most once in  $(x_1, 1)$ .  $\square$

**THEOREM 4.2.** *If there is only one fixed point in  $(0, 1)^2$  and it is a sink, then there exists a repelling limit cycle.*

*Proof.* In this case, it is easily checked that the fixed points on the vertical edges of  $[0, 1]^2$ , that is,  $A = (0, (c_{NP} - c_P)/\beta_0)$  and  $B = (0, (c_{NP} - c_P)/\beta_2)$ , are saddles. As  $\dot{x} < 0$  at  $A$  and  $\dot{x} > 0$  at  $B$ , it follows that the unstable manifolds of the two saddles lie on the respective edges, while the  $\alpha$ -limit sets of their stable manifolds must stay in  $(0, 1)^2$ . Since the only fixed point in  $(0, 1)^2$  is assumed to be a sink, then, by the Poincaré Bendixson Theorem [see, e.g., [5]], the  $\alpha$ -limit set, the same for the two stable manifolds, can only be (generically) a repelling limit cycle surrounding the internal equilibrium.  $\square$

Figure 4.1 illustrates the previous theorem through a numerical example: the unique interior fixed point is a sink surrounded by a repelling limit cycle. In this figure, as in the following ones, the strip  $\{0.375 \leq y \leq 0.6\}$ , where the relevant topological features of the phase portrait occur, is *zoomed* with respect to the rest of the square  $[0, 1]^2$ .

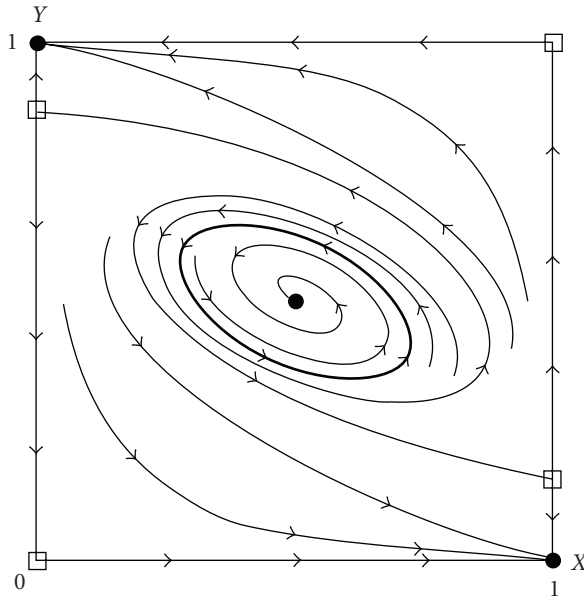


FIGURE 4.1. One interior attractor surrounded by a repelling limit cycle.

## 5. Dynamics and bifurcations: some numerical examples

We rename the coefficients of  $F(x, y)$  and  $G(x, y)$  as follows:

$$\begin{aligned} p_2 - p_1 = a, & \quad \alpha_{11} - \alpha_{21} = b, & \quad \alpha_{12} - \alpha_{22} = c, & \quad \alpha_{11} = d, \\ \alpha_{12} = e, & \quad p_1 = f, & \quad \beta_2 = g, & \quad \beta_1 = h, & \quad \beta_0 = i, & \quad c_{NP} - c_P = l. \end{aligned} \quad (5.1)$$

In the examples below, bifurcations in the phase portrait of system (3.4) take place as a suitable parameter  $\epsilon > 0$  varies.

*Example 5.1.* Two equilibria, a sink and a saddle, are in  $(0, 1)^2$ .

Set

$$\begin{aligned} l = 1, & \quad i = 1.4, & \quad h = 2.2, & \quad g = 2.4 \\ a = 2.4 - 2\epsilon, & & \quad f = 2.4 + \epsilon \\ d = e = 5.4, & & \quad b = c = o(\epsilon). \end{aligned} \quad (5.2)$$

At  $\epsilon = 0$  there is a tangency in  $(1/2, 1/2)$ , generating a saddle-node bifurcation [see, e.g., [6]]. For  $\epsilon > 0$  small enough (e.g.,  $\epsilon = 0.1$ ), posing  $o(\epsilon) = 0$ , there exist a sink at  $(1/2, 1/2)$  and a saddle  $(\bar{x}, \bar{y})$ , with  $1/2 < \bar{x} < 1$ . The basin of the sink is bounded by the stable manifold of the saddle. When  $\epsilon = 0.2$ , the basin of the sink is bounded by a repelling cycle. Between those two values of  $\epsilon$  a saddle-connection [6] occurs: at the bifurcation value there appears a *polycycle* (for a definition see, e.g., [7]) constituted by a *loop* through the saddle (intersection of its unstable and stable manifold).

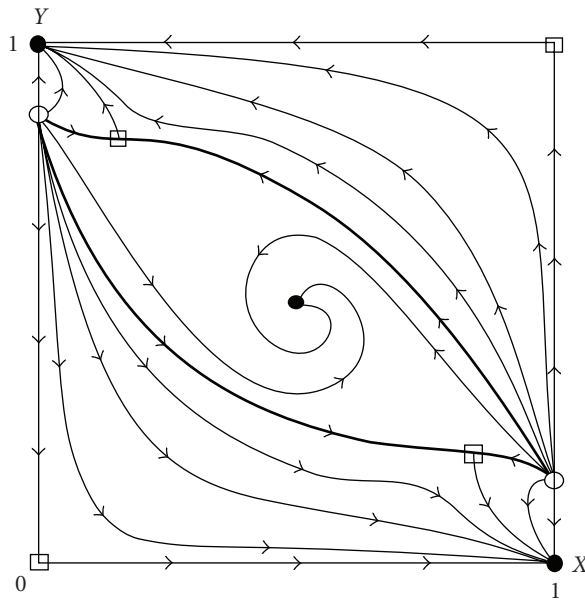


FIGURE 5.1. Two interior saddles and one interior attractor, whose basin is bounded by the union of the saddles stable manifolds.

*Example 5.2.* There are three equilibria in  $(0, 1)^2$ : a sink and two saddles. For small values of  $\epsilon$  the basin of the sink is bounded by the stable manifold of one saddle.

Set

$$\begin{aligned}
 l = 3, \quad i = 5 - o(\epsilon), \quad h = 5 + o(\epsilon), \quad g = 8, \\
 a = 6.8 - 2\epsilon, \quad f = 6.8 + \epsilon, \\
 d = e = 15.3, \quad b = c = o(\epsilon).
 \end{aligned}
 \tag{5.3}$$

At  $\epsilon = 0$  there is a tangency in  $(1/2, 1/2)$  (saddle-node bifurcation). For  $\epsilon > 0$  small enough (e.g.,  $\epsilon = 0.1$ ), posing  $o(\epsilon) = 0$ , there exist a sink at  $(1/2, 1/2)$  and two saddles,  $(x_1, y_1)$  and  $(x_2, y_2)$ , with  $x_1 < 1/2 < x_2 < 1$ . The basin of the sink is bounded by the stable manifold of the saddle  $(x_2, y_2)$ . When  $\epsilon = 0.3$ , the basin of the sink is bounded by a repelling cycle. Between those two values of  $\epsilon$ , a saddle-connection occurs: at the bifurcation value there appears a *polycycle* constituted by trajectories connecting the two saddles.

*Example 5.3.* There are three equilibria in  $(0, 1)^2$ : a sink and two saddles. For small values of  $\epsilon$  the basin of the sink is bounded by the union of the stable manifolds of the saddles.

Set

$$\begin{aligned}
 l = 1, \quad i = 1.5 - o(\epsilon), \quad h = 1.5 + o(\epsilon), \quad g = 3, \\
 a = 3 - 2\epsilon, \quad f = 1.5 + \epsilon, \\
 d = e = 4.5, \quad b = c = o(\epsilon).
 \end{aligned}
 \tag{5.4}$$

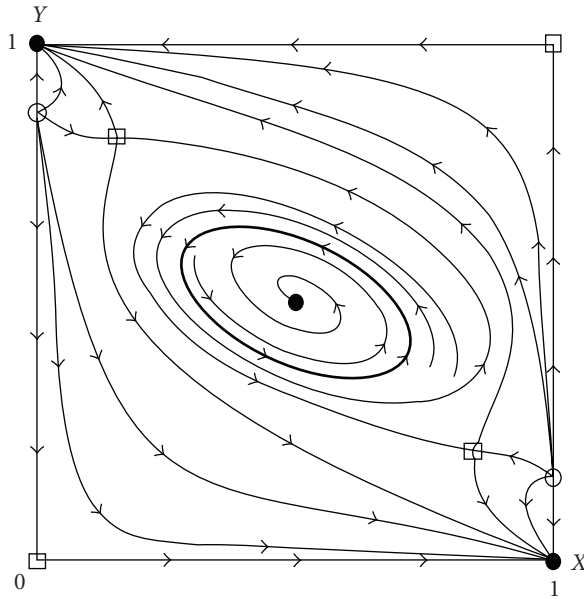


FIGURE 5.2. Two interior saddles and one interior attractor surrounded by a repelling limit cycle.

At  $\epsilon = 0$  there is a triple intersection of the isoclines in  $(1/2, 1/2)$ , giving place to an improper saddle [see, again, [6]]. For  $\epsilon > 0$  small enough (e.g.,  $\epsilon = 0.1$ , Figure 5.1), posing  $o(\epsilon) = 0$ , there exist a sink at  $(1/2, 1/2)$  and two saddles. The basin of the sink is bounded by the union of the stable manifolds of the saddles. When  $\epsilon = 0.3$  (Figure 5.2), the basin of the sink is bounded by a repelling cycle. Between those two values of  $\epsilon$ , a saddle-connection occurs: at the bifurcation value there appears a *polycycle* constituted by trajectories connecting the two saddles.

*Remark 5.4.* The previous examples suggest that the pattern of a repelling cycle, bounding the basin of a sink, born through a saddle-connection, could be quite general.

Furthermore, we can conjecture that in our model Hopf bifurcations in  $(0, 1)^2$  are always *subcritical* (see, e.g., [8]): a repelling limit cycle disappears when the fixed point turns from attractive into repulsive.

## 6. Conclusions

We have seen that the fixed points  $(x, y) = (0, 1)$  (where environmental quality is *high*, no visitor purchases and all firms issue the environmental options, that is, all firms are not polluting) and  $(x, y) = (1, 0)$  (where environmental quality is *low*, all visitors purchase and no firm sells the environmental options) are always locally attractive under replicator equations. Therefore, the dynamics is always path dependent whatever the values of the parameters are. The states  $(0, 1)$  and  $(1, 0)$  are Nash equilibria and can be interpreted as stable *social conventions*, that is, as strategy distributions which are customary, expected,

and self-enforcing in the sense of Lewis [9]. Note that visitor and firm expected payoffs evaluated at  $(0, 1)$  and  $(1, 0)$  are given, respectively, by

$$\begin{aligned} EV_2(0, 1) &= -\bar{p}, & EF_1(0, 1) &= -c_{NP} + \beta_0, \\ EV_1(1, 0) &= -\bar{p} - p_2 + \alpha_{22}, & EF_2(1, 0) &= -c_P - \bar{q}, \end{aligned} \quad (6.1)$$

where  $EV_2(0, 1) < EV_1(1, 0)$  and  $EF_2(1, 0) < EF_1(0, 1)$ .

Therefore, in  $(0, 1)$  firms' profits are higher than in  $(1, 0)$  and the better performance of firms is obtained in a context of high-environmental quality. In  $(1, 0)$  visitors' (monetary) payoffs are higher than in  $(0, 1)$ ; however, in  $(1, 0)$  visitors' welfare is negatively affected by environmental degradation. So  $(1, 0)$  and  $(0, 1)$  cannot be ordered in the sense of Pareto if the functional form of visitor utility is not known.

In any case, buying the financial option gives visitors a self-assurance device against environmental deterioration, in that if firms' choices generate low-environmental quality, subscribing the financial option allows visitors to alleviate welfare reduction due to environmental degradation. Consequently, the Public Administration, by introducing a *market* for environmental options, prevent visitors' welfare from reaching *low* values, which may inhibit individuals from visiting the region.

The fixed points  $(0, 1)$  and  $(1, 0)$  are *pure population fixed points*, in that only one strategy is chosen in each population. The above analysis has proved that there may exist fixed points where both strategies coexist in both populations. Among these fixed points, at most one is attractive. It is easy to check that the expected payoff of visitors (resp., of firms), evaluated at such a fixed point, is higher than the payoff in  $(0, 1)$  and lower than that in  $(1, 0)$  (resp., is higher than the payoff in  $(1, 0)$  and lower than that in  $(0, 1)$ ). When three attractive fixed points are present, the dynamics becomes highly path dependent. As shown above, the existence of an attracting fixed point in the interior of  $[0, 1]^2$  deeply complicates the morphology of the attraction basins of  $(0, 1)$  and  $(1, 0)$ , giving rise to an *indeterminacy* result about dynamics.

If environmental protection is the main objective of the PA, obtained not at the expense of firms' profits, the fixed point  $(0, 1)$  is the *best* outcome that can be reached by the economy, while the other attracting fixed points can be viewed as *poverty traps*, being characterized by lower profits and environmental quality. In order to reach the desirable outcome  $(0, 1)$ , the correct setting of the prices of options is paramount. We leave to future research the study of dynamics in markets where prices of options (which are considered as parameters in our model) are *optimally* evaluated by the PA and the market.

## References

- [1] R. Horesh, *Environmental Policy Bonds: Injecting Market Incentives into the Achievement of Society's Environmental Goals*, OECD, Paris, France, 2002.
- [2] C. Perrings, "Environmental bonds and environmental research in innovative activities," *Ecological Economics*, vol. 1, no. 1, pp. 95–110, 1989.
- [3] N. Hanley, J. F. Shogren, and B. White, *Environmental Economics in Theory and Practice*, MacMillan Press, Bristol, UK, 1997.
- [4] J. W. Weibull, *Evolutionary Game Theory*, MIT Press, Cambridge, Mass, USA, 1995.
- [5] D. V. Anosov, S. Kh. Aranson, V. I. Arnold, I. U. Bronshtejn, and V. Z. Grines, *Dynamical Systems I*, Springer, Berlin, Germany, 1987.

- [6] R. Roussarie, *Bifurcation of Planar Vector Fields and Hilbert's Sixteenth Problem*, vol. 164 of *Progress in Mathematics*, Birkhäuser, Basel, Switzerland, 1998.
- [7] M. Galeotti, "Monodromic unbounded polycycles," *Annali di Matematica Pura ed Applicata*, vol. 171, no. 1, pp. 83–105, 1996.
- [8] J. Guckenheimer and P. Holmes, *Nonlinear Oscillations, Dynamical Systems, and Bifurcations of Vector Fields*, vol. 42 of *Applied Mathematical Sciences*, Springer, New York, NY, USA, 1983.
- [9] D. Lewis, *Convention*, Harvard University Press, Cambridge, UK, 1969.

Angelo Antoci: DEIR, University of Sassari, Via Torre Tonda 34, 07100 Sassari, Italy  
*Email address:* [angelo.antoci@virgilio.it](mailto:angelo.antoci@virgilio.it)

Marcello Galeotti: DiMaD, University of Florence, Via Lombroso 6/17, 50134 Florence, Italy  
*Email address:* [marcello.galeotti@dmd.unifi.it](mailto:marcello.galeotti@dmd.unifi.it)

Lucio Geronazzo: DiMaD, University of Florence, Via Lombroso 6/17, 50134 Florence, Italy  
*Email address:* [lucio.geronazzo@dmd.unifi.it](mailto:lucio.geronazzo@dmd.unifi.it)