



Munich Personal RePEc Archive

Unpacking the governance of agro-ecosystem services – the case of Bulgaria

Bachev, Hrabrin

Institute of Agricultural Economics, Sofia

January 2022

Online at <https://mpra.ub.uni-muenchen.de/111693/>
MPRA Paper No. 111693, posted 28 Jan 2022 14:19 UTC

UNPACKING THE GOVERNANCE OF AGROECOSYSTEM SERVICES – THE CASE OF BULGARIA¹

Hrabrin Bachev

Institute of Agricultural Economics, Sofia, BULGARIA, E-mail: hbachev@yahoo.com

ABSTRACT

The issue of understanding, analyzing and assessing the governance of ecosystem services in general, agro-ecosystem services in particular, is among the most topical academic and practical (policies and business forwarded) task. Despite of the growing importance and interests in that new area, in Bulgaria, like in many other countries, there are few studies on the meaning, content, measurement and assessment of the specific governance of agro-ecosystem services. This paper tries to give answer to following academic and practical (policies and business forwarded) questions: what is governance of agro-ecosystem services, which are components of the governance system of that important area, how to assess the governance of ecosystem services, and how to improve the governance. It incorporates the interdisciplinary New Institutional Economics framework and gives new insights on understanding, scope, and assessment of the system of governance of ecosystem services as well as outline the result of a large scale study on mechanisms, modes and impacts of governance in Bulgarian farms. First, it suggests a holistic definition of the governance encompassing (1) the available rules, mechanisms and modes for agents, and (2) the process of governing, and (3) the outcome (specific order and efficiency) of governance. Secondly, we presents a framework for identification, measurement and assessment of the mechanisms and modes of governance, and associated factors, costs and benefits for related agents. Third, it identifies the type, amount, and importance of various ecosystem services maintained and “produced” by the Bulgarian farms. Forth, it identifies and assess the mechanisms, modes, efficiency and factors of governance of ecosystem services in Bulgarian agriculture. The study has found out that a muluple private, market, and public forms and mechanisms are used to govern agro-ecosystem services in Bulgaria. The country’s farms provide a great number of essential ecosystem services among which provisioning food and feed, and conservation of elements of the natural environment prevail. A great variety of private, market, collective, public and hybrid modes of governance of farm activity related to agro-ecosystem services are applied. There is significant differentiation of employed managerial forms depending on the type of ecosystem services and the specialization of holdings. Furthermore, management of agro-ecosystem services is associated with a considerable increase in production and transaction costs of participating farms as well as big socio-economic and environmental effects for farms and other parties. The factors that mostly stimulate the activity of agricultural producers for protection of (agro)ecosystems services are participation in public support programs, access to farmers' advice, professional training, available information, and innovation, received direct subsidies from EU and national government, personal conviction and satisfaction, positive experience of others, long-term and immediate benefits for the farm, and integration with suppliers, buyers, and processors.

Keywords: ecosystems, services, governance, efficiency, agriculture, farms, Bulgaria

¹ This study has been funded by the Bulgarian Science Fund, project “The Mechanisms and the Modes of Agrarian Governance in Bulgaria”, Contract № KII-06-H56/5 from 11.11.2021..

Introduction

Ecosystem services are products and other benefits that humans receive from natural ecosystems (MEA, 2005). That first comprehensive understanding of ecosystem services is generally well accepted presently as well (Maes et al., 2021). The agricultural ecosystems and their specific “agro-ecosystem” services are widespread in Bulgaria, and worldwide (ИАОС; EEA; FAO). Since the introduction of this novel concept in the last years of the 20th century, (agro) ecosystem services have been intensively promoted, studied, mapped, evaluated, and managed (Adhikari et al.; Allen et al.; Boelee; De Groot et al.; EEA; FAO; Fremier et al.; INRA; Gao et al.; Garbach et al.; Gemmill-Herren; Habib et al.; Kanianska; Lescourret et al.; Laurans and Mermet; Marta-Pedroso et al.; MEA; Munang et al.; Nunes et al.; Novikova et al.; Petteri et al.; Power; Scholes et al.; Tsiafouli et al.; Van Oudenhoven; Wang et al.; Wood et al.; Zhan).

However, despite growing environmental issues, and increasing public and private interests, the scientific studies in that new area are still a “work in progress”. Research is commonly limited to a certain type of agro-ecosystem services (e.g. plant pollination, biodiversity conservation), a particular ecosystem (Stranja-Sakar mountain), a single aspect of the management (agronomic, technological), a specific form of governance (public support scheme, organic agriculture), a separate level of management (farming organization, geographical region), the specific type of costs and benefits (production, direct), etc. Furthermore, the importance of effective management (“good” governance) for conservation and sustainable provision of ecosystem services has been broadly recognized by the academic community, policymakers, interest groups, professional and business organizations, and the public at large (Bachev; EEA; FAO; UN).

In Bulgaria, research on economic and other issues related to agro-ecosystem services are at the beginning stage and mostly at “conceptual and methodological” level (Казакова; Недков; Николов; Тодорова; Bachev; Grigorova and Kazakova; ИАОС; Йорданов и др.; Чипев и др.). Besides, there very few studies on dominating modes of governance at the current stage of development and fundamental transformation of EU CAP (Башев; Башев и др.; Todorova).

This article tries to fill the huge research and practical (policies and business) gap incorporating the interdisciplinary New Institutional Economics and: (1) suggests a more adequate definition of the governance of ecosystem services; (2) presents a holistic framework for identification, measurement and assessment of the mechanisms and modes of governance; (3) identifies the type, amount, and importance of various ecosystem services maintained and “produced” by the Bulgarian farms; and (4) identifies and assesses mechanisms, modes, efficiency and factors of diverse governance for ecosystem services in Bulgarian agriculture.

1. Methodology and data

By definition „agrarian“ ecosystems and „agrarian“ ecosystem services are those associated with the agricultural „production“ - farming (Bachev 2020). The hierarchical system of agro-ecosystems includes multiple levels (farm plot/section, area, micro-region, macro-region, etc.) while their (ecosystem) services are commonly classified into different categories - provisional, economic, recreational, aesthetic, cultural, educational, supporting, biodiversity conservation, water purification and retention, flood and fire protection, climate regulation, etc. (MEA 2005; Maes et al., 2021). While there is a general consensus on the meaning of agro-ecosystem services, still there is no broadly accepted view on the understanding and content of their governance (Bachev, 2020).

The “governance” is a newly evolving popular concept for researchers, policy-makers, corporate managers, interests’ groups, international organizations and alike (Adhikari et al. 2013, Allen et al. 2011, Boelee 2013, EEA 2015, FAO 2016, Habib et al. 2016, Laurans and Mermet 2014, Lescourret et al. 2015, Tsiafouli et al. 2017, UN 2005, Van Oudenhoven 2020, Wang et al. 2013). However, there is not a common understanding of the content and approach to study this new phenomenon. It is either associated and/or identified with the governing agents (individuals and bodies), or the type of Government (centralized, democratic, etc.), or restricted public form(s) (domination of “rule of Law”, involvements of civil society, etc.) or formal (corporate, cooperative, etc.) forms, or certain social “tools” (public programs, contracts, etc.), or a particular type of (a “good”, efficient, democratic, etc.) governance, a certain aspects (system, process, outcome) of governance, or to diverse governing structures (markets, hierhies, contracts), or extended to all rules, mechanisms and modes “managing” human behavior and actions (institutions, market, private, etc.).

In this study, we incorporate interdisciplinary New Institutional Economics framework (Bachev, 2009; Furuboth and Richter; Ostrom; North; Williamson) and a broader view of the governance is taken. The governance is understood holistically (Bachev, 2021) as:

- (1) the governing agents; and
- (2) the system of rules, mechanisms and forms put in place that “govern” agents’ behavior, action and relations; and
- (3) the “process of governing”; and
- (4) the “outcome of the process” (the state of specific system of social order).

The governance system comprises of all formal and informal rules, mechanisms and modes, and associated agents (individuals, organizations, agencies, etc.). In the specific natural, market, institutional etc. environment individual agents tend to select and use that form of governance that optimize their production and transaction costs (Bachev, 2020). Nevertheless, the “outcome” of that private and market governance is not always maximum volume of (agro)ecosystem services – market, private, contracts, etc. failures are frequent and often dominate. There is a strong need for public intervention in sustainable production and maintenance of (agro)ecosystem services. However, public “failures” are also possible and often widespread. Detailed presentation of the New Institutional Economics framework for studying and evaluating generic modes of governance, and the comparative advantages and disadvantages of individual forms used for ecosystem services management in Bulgarian agriculture is done in other publications of the author (Bachev 2009a, 2009b, 2010, 2020).

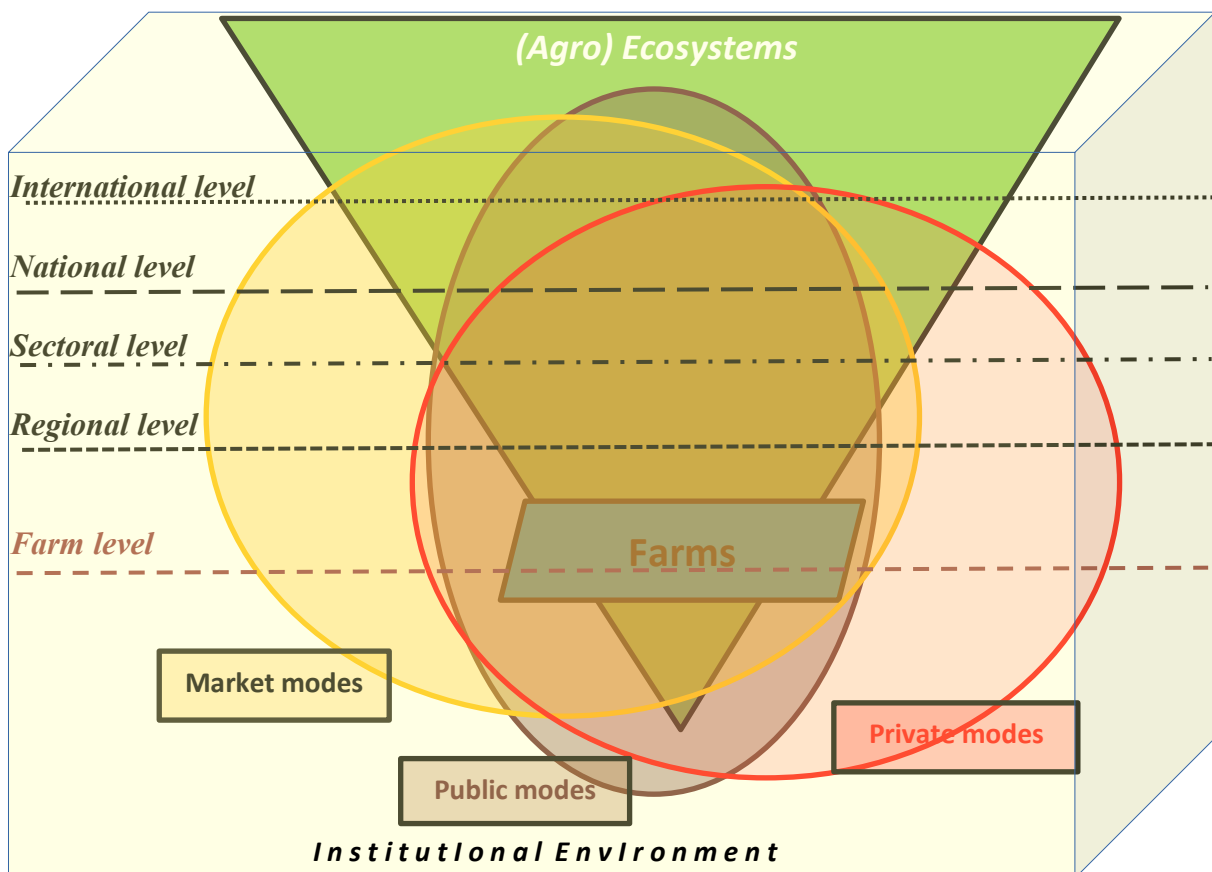
The individual farm is the main organizational unit in agriculture that manages resources, technologies and activities, and produces a variety of products, including the positive and negative services of agro-ecosystems (Bachev 2009, 2021). The governance of agro-ecosystem services is an integral part of the management of agricultural farm, and the farm is the first (lowest) level for agro-ecosystem services governance (the farm borders rarely coincide with the (agro) ecosystem boundaries). Thus, the system of governance of agro-ecosystem services

always includes the farm as a key element (1st level) of management of agro-ecosystems and their services (Figure 1).

Other agrarian and not agrarian agents (resource owners, inputs suppliers, wholesale buyers and processors, interests' groups, policymakers, local and national authorities, residence and visitors of rural areas, final consumers, international organizations, etc.) also take part in the management of agro-ecosystem services at farms, regional, sectoral, national and international levels (Bachev 2020). Vertically, the governance of the agro-ecosystem services is (has to be) done in multiple levels – sectoral, regional, national, European Union, transnational, global. Unlike governance of “pure” agricultural activities (where “simple” private and market mechanisms work considerably well), the effective governance of agro-ecosystem services activities often requires complex, multilateral, and trilateral forms, and multi-level governance.

The system of governance of agro-ecosystem services includes several principle mechanisms and forms that “manage” the behavior and activity of individual agents and ultimately determine the level of agro-ecosystem services (Figure 1):

Figure 1. Levels and Modes of Governance of Agroecosystem Services



Source: author

First, institutional environment (“rules of the game”) – that is the distribution of rights and obligations between individuals, groups and generations, and the system of enforcement of these rights and rules (Furuboth and Richter; North). The spectrum of rights may include tangible and intangible assets, natural resources, activities, clean nature, food and eco-security, internal and inter-generational justice, etc. Enforcement of rights and rules is done by the state,

social pressure, trust, reputation, private forms, or self-sanctioned by agents. Some of the rights and rules are determined by formal laws, regulations, standards, court decisions, etc. There are also important informal rules and rights established by tradition, culture, religion, ideology, ethical and moral norms, etc. Modern development is characterized by the constant expansion of various eco-rights and obligations, including the granting of welfare rights to animals, wild plants and animals, and to entire ecosystems.

Second, market forms ("the invisible hand of the market") - a variety of decentralized initiatives driven by the movement of "free" market prices and market competition such as: spotlight exchange of eco-products and services, classical contract for purchase, rent or sale, production and trade with special high quality, organic, etc. products and origins, ecosystem services, etc.

Third, private forms ("private or collective order") - various private initiatives and special contractual and organizational forms such as: long-term eco-contracts, voluntary eco-actions, voluntary or mandatory codes of eco-behavior, partnerships, eco-cooperatives and associations, trademarks, labels, etc.

Fourth, public forms ("public policy intervention") - various public (community, state, international) involvements in the market and private sectors such as: public recommendations, regulations, support, taxation, financing, provision, modernization of rights and rules, etc.

Fifth, hybrid forms - some combination of the above three, such as public-private partnerships, public licensing and inspection of private bio-farms, etc.

The efficiency of the individual forms of governance of agro-ecosystem services of different types is quite different since they have unequal potential to: provide adequate eco-information, induce positive eco-behavior, resolve eco-conflicts and coordinate eco-activities of different participants, improve environmental sustainability and reduce eco-risks, minimize overall eco-management costs (for conservation, third party, transaction, etc.), for agents with different preferences and opportunities, and in specific (socio-economic, natural) conditions of each eco-system, community, industry, region, and country. Depending on the efficiency of the established system of governance of agro-ecosystem services, individual farms, sub-sectors, regions and countries achieve different results in the conservation, restoration and improvement of ecosystems, and there is a different state of natural resources, level of eco-risks and eco-costs related to the development of agricultural sector, and unequal environmental sustainability of individual farms, sub-sectors, regions, agriculture, and different countries.

Farmers use diverse mechanisms and modes to manage their activity and relations with other agents (Bachev 2010, Williamson 1996): internal (direct production management, own conviction of farm manager/owner, building reputation, etc.), market (free-market price movements, competition, etc.), contract (special or interlinked contracts, etc.), collective (cooperation, joint initiatives, etc.), public (public eco-contract, cross-compliance against EU subsidization, etc.).

In Bulgaria, there are statistical and other data for the type of agro-ecosystem service provided by farms and the specific forms of management applied in agrarian sector. Therefore, a number of approaches have been used to identify the varieties of modes and mechanisms used to govern agro-ecosystem services in the country – literature review, official reports of governmental and non governmental organizations, expert assessments etc. In addition, a survey with the managers of 324 "typical" farms of different legal type, size, production specialization, and ecological and geographical location was conducted in October 2020 with the assistance of National Agricultural Advisory Service and major producers organizations in the country, to identify the structure of ecosystem services "produced" and governing modes employed. Initially, a literature review and widespread practices examination has been made to prepare the list of diverse types of agro-ecosystem services maintained or provided as well

as major forms of governance used by the farms. The questionnaire also gives an option to respondents to add specific services provided and managerial forms practiced.

Surveyed farms account for almost 0,5% of all registered agricultural producers in the country. The structure of studied holdings approximately corresponds to the real structure of farms in Bulgaria. The classification of agricultural holdings has been done according to official classification in the country and EU. The subsectors, regional, national, etc. summaries are arithmetic averages of data provided by the individual farms belonging to respective agro-systems.

Since the individual farm is the basic unit of management of agrarian activities and provision of agro-ecosystem services, the study has used only farming data while the agroecosystem services at a higher lever have been evaluated as sum of ecosystem services provided by the farms associated with the relevant (agro)ecosystems. Consequently, there is an unavoidable error from multiple accounting and/or calculated trade offs, synergies, complementarities and controversies of analyzed agro-ecosystem services of different type. Nevertheless, the assessments of the farm managers about type, amount, and importance of agro-ecosystem services they maintain or produce give good insights on the state and efficiency of agro-ecosystem services in the country. The asymmetry of information is quite big in the area and farmers are among the most informed actors about agricultural efforts and contribution toward (agro)ecosystem services. However, the managers estimate also reflects the “personal” (subjective) knowledge and perceptions of the farmers on agro-ecosystem services and their values, the efforts rather than the (entire) output and impacts, etc. The objectivity of assessments would have enhanced during the further studies in the area when farms representations will be increased and assessments complemented (“corrected”) with estimates of stakeholders, consumers, experts, etc. at different levels of governance.

2. Type and amount of ecosystem services of Bulgarian farms

The conducted survey allowed to make identification and detailed map of the agro-ecosystem services of different types provided by agricultural producers, as well as to determine the structure and volume of the services of the agro-ecosystems of various types. The share of farms involved in activities related to the provision of agro-ecosystem service of a certain kind gives a good idea of the volume of "produced" service of that type. The majority of Bulgarian farms participate in the "Production of products (fruits, vegetables, flowers, etc.) for direct human consumption", which is one of the main "services" of agro-ecosystems in the country (Figure 2). A significant part of the farms also "Produce raw materials (fruits, milk, etc.) for the food industry". Other "production" services in which a smaller part of the farms participate are "Production of animal feed", "Own processing of agricultural products", "Production of seeds, saplings, animals, etc. for farms", and "Production of raw materials for cosmetic, textile, energy, etc. industry". Other "production" services of agroecosystems, in which a relatively small part of agricultural producers participate, are "Provision of services to other farms and agricultural organizations", "Provision of services to end users (riding, fruit picking, etc.)", "Provision of tourist and restaurant services", and "Production of bio, wind, solar, etc. energy". Other important services of the agro-ecosystems, in which "supply" a large part of the agricultural holdings participate, are "Hiring workers", and "Providing free access on the farm to outsiders".

Relatively many of the farms are also involved in the protection and preservation of technological, biological, cultural and other heritage - "Preservation of traditional crops and plant varieties", "Preservation of traditional species and breeds of animals", "Preservation of traditional methods, technologies and crafts", "Preservation of traditional products", "Preservation of traditional services", "Preservation of traditions and customs", and "Preservation of historical heritage". A major part of agro-ecosystem services consists in preserving, restoring and improving the elements of the natural environment - soil, water, air, gene pool, landscape, plants and animals, etc. The activity of a large part of the agricultural holdings is aimed at the production of this type of agro-ecosystem services - "Disease control (measures)", "Pest control (measures)", "Protection of natural biodiversity", "Protection and improvement of soil fertility", "Protection from soil erosion", "Protection and improvement of soil purity", "Protection of surface water", "Protection of groundwater purity", "Fire protection (measures)", and "Protection of plant and/or animal gene pool". A relatively smaller part of the farms are also included in "(Measures for) water conservation and saving", "(Measures for) regulation of the correct outflow of water", "Preservation of air quality", "Preservation of traditional scenery and landscape", "Improvement (aesthetics, aroma, land use, etc.) of scenery and landscape", "(Measures for) regulation and improvement of the microclimate", "Flood protection (measures)", and "Greenhouse gas emission reduction (measures)", and "(Measures) for storm protection". One of the essential services of agro-ecosystems is the recovery and recycling of "waste" from various activities in the sector and other industries. The main activity of many farms in this regard is "Use of manure on the farm", and to a lesser extent "Reuse and recycling of waste, composting, etc.", and "Use of sludge from water treatment on-farm".

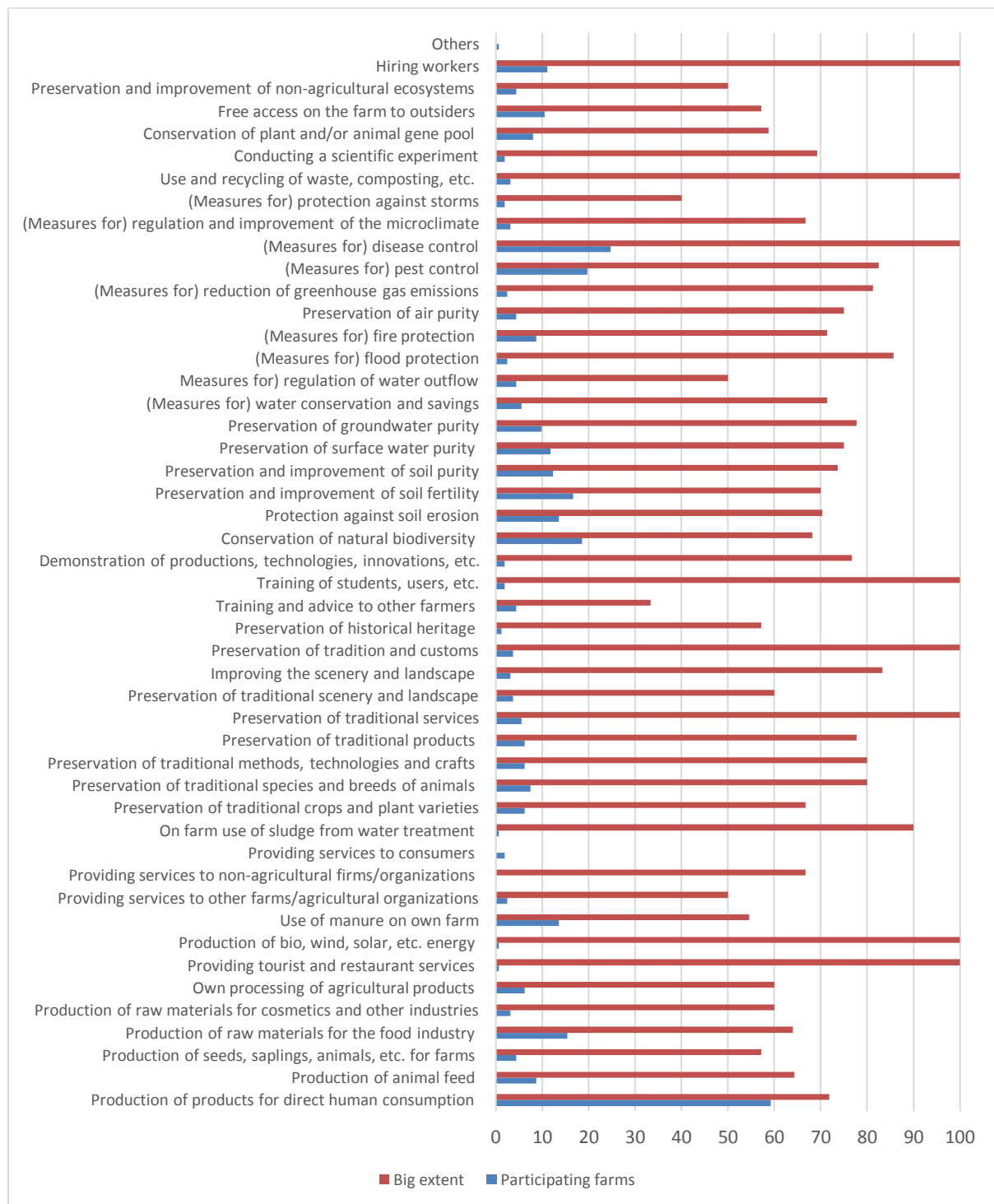
Agro-ecosystems also make a significant contribution to training farmers and non-agricultural agents, conducting scientific experiments, demonstrating innovation, and so on. In such educational, scientific and innovative services participate a smaller part of the agricultural producers - "Training and advice of other farmers", "Training of students, consumers, etc.",

"Demonstration of production, technologies, innovations, etc." and "Conducting a scientific experiment". Agro-ecosystems also contribute to the "Protection and improvement of non-agricultural (forest, lake, urban, etc.) ecosystems" with 4.32% of farms in the country engaged in such efforts.

The extent of participation of supplying farms in the preservation or production of agro-ecosystem services is not equal. For most agri-ecosystem services, the holdings involved in the activities do so "To a large extent" (Figure 2). Therefore, "permanent" investments in agri-ecosystem services and "specialization" in the provision of agro-ecosystem services of a certain type to participating farms can be considered. In some agro-ecosystem services, the share of farms involved to a large and small extent is equal - for example in the use of manure on the farm, the provision of services to other farms and agricultural organizations, (flood protection) measures, and the hiring of workers. Therefore, a significant proportion of farms are either in the process of initially "entering" (testing, studying, adapting, etc.) in the related agro-ecosystem services, or participate in this supply as ancillary or related to the main activity. With regard to three main types of agro-subsistence services, most of the farms involved in their supply do so to a small extent – on farm using sludge from water treatment, training of students, consumers, etc., and use and recycling of waste, composting, etc. This is a sign of either the initial entry into or exit from this activity, or the inefficiency of its further expansion (intensification) by practicing farms.

The unequal participation of farmers in the provision of agro-ecosystem services of different types and unlike degrees of involvement in such activities shows the need to take measures to improve, diversify and intensify this activity through training, information, exchange of experience, public incentives, etc.

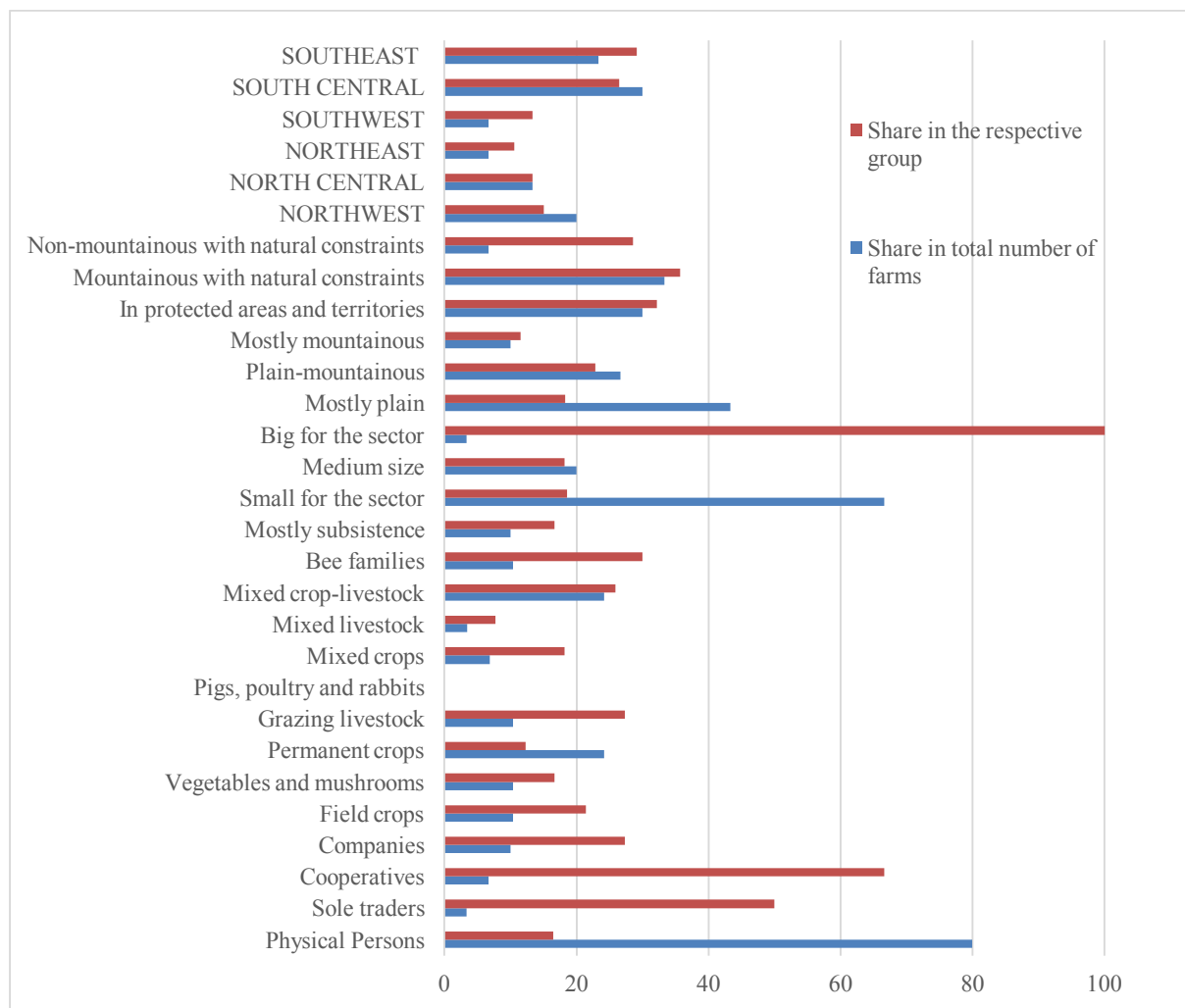
Figure. 2. Share of farms participating in and providing to a big extent diverse ecosystem services in Bulgaria (percentages)



Source: Survey of agricultural producers, 2020

There are significant differences and deviations from the average level in the participation of agricultural holdings in the preservation and supply of agro-ecosystem services in the main geographical and agricultural regions, in different subsectors, in farms of various sizes, and in diverse ecosystems of the country. For instance, a good illustration of that variation is done in Figure 3 with a key agro-ecosystem services of Bulgarian farms such as "Conservation of natural biodiversity" (Figure 3).

Figure 3. Share of farms of different type and ecosystems that participate in "Conservation of natural biodiversity" in total number of Bulgarian farms and in different groups (percentages)



Source: Survey of agricultural producers, 2020

There are significant deviations from the average level in the participation of farms in the preservation and supply of agro-ecosystem services in the main geographical and agricultural regions of the country. North-western region surpasses the other regions in terms of share of farms contributing to agro-ecosystem services for production of raw materials for the food industry (17.5%), own processing of agricultural products (12.5%), provision of tourist and restaurant services (2.5%), provision of services to end-users (5%), and protection and improvement of soil fertility (22.5%). The North Central region is a champion in terms of farm participation in the preservation of traditional crops and plant varieties (16.7%),

preservation of traditional methods, technologies and crafts (10%), preservation of traditional products (10%), (measures for) fire protection (13.3%) and protection of plant and /or animal gene pool (13.33%). The Northeast region is the largest supplier of the following agroecosystem services - production of animal feed (15.8%), production of seeds, saplings, animals, etc. for farms (10.5%), production of raw materials for cosmetics, etc. industries (15.8%), production of bio, wind, solar, etc. energy (5.3%), (measures for) pest control (42.1%), (measures for) disease control (47.4%), conducting a scientific experiment (5.3%), providing free access on the farm to outsiders (15.8%) and hiring workers (21.1%).

Southwestern region has a leading position only in terms of three agro-ecosystem services - production of animal feed (13.3%), provision of services to other farms and agricultural organizations (6.7%) and conservation of traditional species and breeds of animals (13.3%). South Central region is the largest producer of many agro-ecosystem services - production of products for direct use by human (82.3%), use of manure on the farm (23.5%), preservation of traditional species and breeds of animals (14.7%), preservation of traditional methods, technologies and crafts (11.8%), preservation of traditional services (14.7%), preservation of traditional scenery and landscape (11.8%), improvement of scenery and landscape (8.8%), preservation of tradition and customs (8.8%), training and advice of other farmers (11.8%), training of students, consumers, etc. (8.8%), demonstration of productions, technologies, innovations, etc. (2.9%), protection of natural biodiversity (26.5%), protection against soil erosion (29.4%), protection and improvement of soil fertility (26.5%), protection and improvement of soil purity (20.6%), protection of purity of surface waters (20.6%), protection of groundwater purity 17.6%, (measures for) conservation and savings of water (14.7%), protection of air purity (11.8%), (measures for) reduction of greenhouse gas emissions (8.8%), (measures for) pest control (23.5%), (measures for) control of diseases (35.3%), (measures for) regulation and improvement of the microclimate (11.76%), (measures for) protection against storms (8.8%), use and recycling of waste, composting, etc. (14.7%), conducting a scientific experiment (5.9%), protection of plant and /or animal gene pool (11.8%), protection and improvement of non-agricultural ecosystems (8.8%) and employment of workers (20.6%). Southeast region is a leader in terms of production of products for direct human consumption (66.7%), protection of natural biodiversity (29.2%), protection against soil erosion (25%), (measures to) regulate the proper outflow of water (8.33 %) and fire protection (measures) (12.5%).

The large specific ecosystems in the country also differ significantly in the structure of the dominant agro-ecosystem services and in the share of the farms involved in their preservation and provision. For example, the agro-ecosystem Western Stara Planina is a leader in the share of farms engaged in agro-ecosystem services related to the production of animal feed (11.5%), own processing of agricultural products (15.4%), provision of services to other farms and agricultural organizations (3.8%) and provision of services to end users (7.7%). Another studied mountainous agro-ecosystem the Rhodope Mountains is leading in the share of agricultural producers involved in the production of products for direct human consumption (78.9%), production of raw materials for the food industry (21.1%), use of manure on the farm (26.3%), preservation of traditional species and breeds of animals (10.5%), preservation of traditional methods, technologies and crafts (10.5%), preservation of traditional services (21.1%), preservation of traditional scenery and landscape (10.5%), improvement of scenery and landscape (5.3%), preservation of historical heritage (5.3%), education of students, consumers, etc. (5.3%), protection of natural biodiversity (26.3%), protection from soil erosion

(31.6%), protection and improvement of soil fertility (26.3%), protection of air purity (10.5%), (measures of) reduction of greenhouse gas emissions (5.3%), (measures for) regulation and improvement of the microclimate (15.8%), use and recycling of waste, composting, etc. (10.5%), protection of plant and /or animal gene pool (15.8%), and protection and improvement of non-agricultural ecosystems (5.3%).

Agri-ecosystem Danube Plain occupies leading positions in terms of the share of farms involved in the production of raw materials for the food industry (26.9%), provision of services to other farms and agricultural organizations (3.8%), preservation of traditional crops and plant varieties (7.7%), preservation of traditional species and breeds of animals (11.54%), preservation of traditional methods, technologies and crafts (11.5%), preservation of traditional products (11.5%), preservation of traditions and customs (7.7%), demonstration of productions, technologies, innovations, etc. (3.8%), protection and improvement of soil purity (19.2%), protection of groundwater purity (23.1%), (measures for) storage and saving of water (15.4%), (measures for) fire protection (15.4%), protection of plant and /or animal gene pool (15.4%), free access on the farm to outsiders (19.2%) and hiring of workers (11.5%).

The agro-ecosystem of Dobrudja surpasses the others in terms of production of seeds, saplings, animals, etc. for farms (5.5%), production of raw materials for cosmetics and other industries (5.5%), flood protection (measures) (5.5%), fire protection (measures) (16.7%), pests control (measures) (50%), (measures for) disease control (55.6%), conducting a scientific experiment (5.6%), free access on the farm to outsiders (16.7%) and protection and improvement of non-agricultural ecosystems (5.6 %). The Thracian Lowland agro-ecosystem is at the forefront in terms of the share of participating farms in the production of products for direct human consumption (80%), on-farm use of sludge from water treatment (4%), conservation of natural biodiversity (28%), conservation of surface water purity (20%), storm protection (measures) (4%) and employment of workers (12%).

Farmers in the principle ecosystems of the country are also involved to varying degrees in the preservation and production of agro-ecosystem services. Agro-ecosystems in a predominantly plain region of the country are leading in the number of participating farmers in terms of production of products for direct human consumption (63.4%), provision of services to other farms /agricultural organizations (4.2%), protection from soil erosion (15.5%), protection and improvement of soil fertility (18.3%), (measures for) pest control (26.8%) and (measures for) disease control (30.9%). Agro-ecosystems in the plain-mountenouse regions of the country outperform the rest in terms of the share of farmers involved in the production of raw materials for cosmetics and other industries (11.4%), preservation of traditional crops and plant varieties (11.4%), preservation of traditional methods, technologies and crafts (11.4%), protection of natural biodiversity (22.9%), pest control (measures) (25.7%) and employment of workers (17.1%). Agro-ecosystems in mostly mountainous regions of the country are in the best comparative position in terms of the inclusion of farms for preservation of traditional methods, technologies and crafts (11.5%), preservation of traditional services (15.4%), preservation of tradition and customs (7.7%), preservation of historical heritage (3.8%), education of students, consumers, etc. (7.7%), demonstration of productions, technologies, innovations, etc. (7.7%), (measures for) conservation and savings of water (7.7%), (measures for) regulation and improvement of the microclimate (11.5%) and hiring of workers (15.4%).

The share of farms in agro-ecosystems in Protected areas and territories is superior to other types of agro-ecosystems in terms of production of animal feed (10.7%), production of seeds, saplings, animals and others. for farms (10.7%), production of raw materials for the food

industry (25%), provision of tourist and restaurant services (3.6%), use of manure on the farm (21.4%), preservation of traditional crops and plant varieties (25%), conservation of traditional species and breeds of animals (10.7%), conservation of traditional scenery and landscape (10.7%), conservation of natural biodiversity (32.1%), conservation of air purity (14.3%), (measures for) regulation and improvement of the microclimate (10.7%) and protection of plant and/or animal gene pool (17.9%).

The agro-ecosystems in mountainous regions with natural constraints occupy leading positions in the country in terms of the share of the participating farms in the production of many agro-ecosystem services - production of products for direct human consumption (71.4%), production of animal feed (10.7%), seed production, saplings, animals, etc. for farms (10.7%), production of raw materials for the food industry (32.1%), own processing of agricultural products (17.9%), provision of tourist and restaurant services (3.6%), use of manure on the farm (25%), provision of services to end users (3.6%), preservation of traditional crops and plant varieties (17.9%), preservation of traditional species and breeds of animals (17.9%), preservation of traditional methods, technologies and crafts (14.3%), preservation of traditional products (17.9%), preservation of traditional scenery and landscape (10.7%), improvement of scenery and landscape (10.7%), preservation of tradition and customs (7.1%), training and advice of other farmers (10.7%), demonstration of production, technology, innovation, etc. (7.1%), protection of natural biodiversity (35.7%), protection against soil erosion (28.6%), protection and improvement of soil fertility (32.1%), protection and improvement of soil purity (25%), protection of purity of surface waters (21.4%), (measures for) regulation of outflow of water (10.7%), protection of air purity (14.3%), (measures for) reduction of greenhouse gas emissions (10.7%), (measures for) protection from storms (7.1%), conducting a scientific experiment (7.1%), and providing free access on the farm to outsiders (17.8%).

On the other hand, farmers in ecosystems in non-mountainous regions with natural constraints participate in the conservation and supply of a limited range of agro-ecosystem services, outperforming other agro-ecosystems in some important areas such as conservation of natural biodiversity (28.6%), protection and improvement of soil purity (28.6%), protection of the purity of the groundwater (14.3%), (measures for) regulation of the proper outflow of water (14.3%), (measures for) protection against floods (14.3%), (measures for) protection against fires (14.3%), use and recycling of waste, composting, etc. (14.3%) and protection and improvement of non-agricultural ecosystems (14.3%). Significant differences in the preservation and provision of services of different types in the main specific and principled ecosystems of the country, and in different geographical and agricultural areas is a sign of different potential and "specialization" in supplying the main types of services from different agro-ecosystems in the country as well as of the uneven development of this activity among the agricultural producers in the different regions and ecosystems of the country.

The share of farms with different production specialization involved in the preservation and supply of agro-ecosystem services gives a good idea of the contribution of different types of production and specific agro-ecosystems to agro-ecosystem services of different types. For example, agro-ecosystems with field crops contribute to a relatively smaller number of agro-ecosystem services compared to other production systems in the country. However, this specific type of agro-ecosystem is superior to the others in two respects - in terms of the share of farms involved in the production of animal feed (21.4%) and fire protection (measures) (21.4%). The vegetables and mushrooms sector is leading in the country in terms of the share of participating farms in the production of products for direct human consumption (83.3%), on-farm use of

sludge from water treatment (5.5%), (measures of) storage and savings of water (11.1%), pest control (measures) (38.9%) and disease control (measures) (44.4%).

The perennials sector provides a wide variety of agro-ecosystem services, but surpasses the others only in the share of farms participating in the provision of tourist and restaurant services (1.7%) and protection against soil erosion (21.1%). The grazing animals sector occupies leading positions in the country in terms of the share of farmers contributing to a number of agro-ecosystem services - production of raw materials for the food industry (45.4%), own processing of agricultural products (18.2%), use of manure on the farm (18.2%), provision of services to end users (9.1%), conservation of traditional species and breeds of animals (27.3%), conservation of traditional services (27.3%), protection of surface water purity (27.3%), protection of purity of air (18.2%), (measures for) reduction of greenhouse gas emissions (9.1%), use and recycling of waste, composting, etc. (18.2%), protection of plant and/or animal gene pool (27.3%), granting free access to the territory of the farm to outsiders (18.2%) and protection and improvement of non-agricultural ecosystems (27.3%). The specialized holdings in pigs, poultry and rabbits contribute to a very limited number of agro-ecosystem services, but in several respects occupy leading positions in the country where every third producer is involved in the protection and improvement of soil purity, protection of groundwater purity, (measures for) regulating the proper flow of water, and hiring workers.

The field crops sector surpasses the others only in terms of preservation of traditional crops and plant varieties (9.1%), while those specialized in mixed livestock for two types of agroecosystem services - providing services to other farms and agricultural organizations (7.7%) and regulation and improvement of the microclimate (15.4%). Specialized in mix crop and livestock farms participate in the supply of a wide range of agro-ecosystem services, as a relative number of participants occupy a leading position in the production of seeds, saplings, animals, etc. for farms (14.8%), preservation of traditional scenery and landscape (14.8%), improvement of scenery and landscape (11.1%), preservation of historical heritage (7.4%), training and advice of other farmers (14.8%), protection and improvement of soil fertility (25.9%), (measures for) storage and saving of water (11.1%), (measures for) protection against storms (7.4%) and conducting a scientific experiment (7.41%). Farms specializing in bee families are characterized by the highest share of participants in the production of raw materials for cosmetics and other industries (10%), preservation of traditional species and breeds of animals (30%), preservation of traditional methods, technologies and crafts (40%), preservation of traditional products (20%), preservation of tradition and customs (20%), demonstration of productions, technologies, innovations, etc. (10%) and conservation of natural biodiversity (30%). Significant sectoral differences in the preservation and supply of services of different types are a sign of both the different "specialization" in the supply of the main types of services from farms with different specializations and the uneven development of this activity. The later requires further research into the links between specialization and agri-ecosystem services, as well as measures to expand and diversify this activity across all farm groups.

3. Dominating mechanisms and modes of governance of agro-ecosystem services in Bulgaria

Our study has found out that a great variety of market, private and collective modes of governance have been used to govern ecosystem services in Bulgarian agriculture (Table 1). Since there has been multiple “failures” of market and private sectors to provide adequate agro-ecosystem services a great number of modes of public interventions have been introduced – fundamental property rights modernization, public support, provision, regulation, taxation etc. (Table 2).

Individual governance forms have distinct advantages and disadvantages for participating agents and for the overall supply of “needed” agro-ecosystem services in the country. Detailed assessment of efficiency and potential of dominating governance forms is presented in other publications of the author (Bachev, 2009, 2020).

Table 1. Market, Private and Collective Modes of Governance of Agro-ecosystem Services in Bulgaria

Market forms	Voluntary Private initiatives	Special Private Contract	Special Private Organization
Spotlight sales; Classical contracts; Eco-visits, hunting, fishing, collecting wild plants and animals; Organic products; Special origins and protected origins; “Fair trade” products; Farm-gate Sale; Own harvesting by the client; Farm eco-training; Eco-tourism, horseback riding, fishing; Eco-restaurants	Movements for Sustainable agriculture; Voluntary “Codes for eco-behavior”; Voluntary standards; “Good will”; Charity actions	Eco-contracts and cooperative agreements between farmers and interested businesses or communities involving payment for ecosystem services and resulting in production methods (improved pasture management, reduced use of agro-chemicals, conservation of wetlands), limiting water pollution, protection against floods and fires, etc.; Joint investment in eco-projects and ecosystem services	Family farms; Cooperative farms; Agro companies; Public farms; Eco-associations; Eco-cooperative; Specialized organization for restoration, maintenance and improvement of ecosystem services; Public-private partnerships; Protected Trademarks, Origins, Products, etc.

Source: author

Table 2. Forms of Public Interventions in Agro-ecosystem Services in Bulgaria

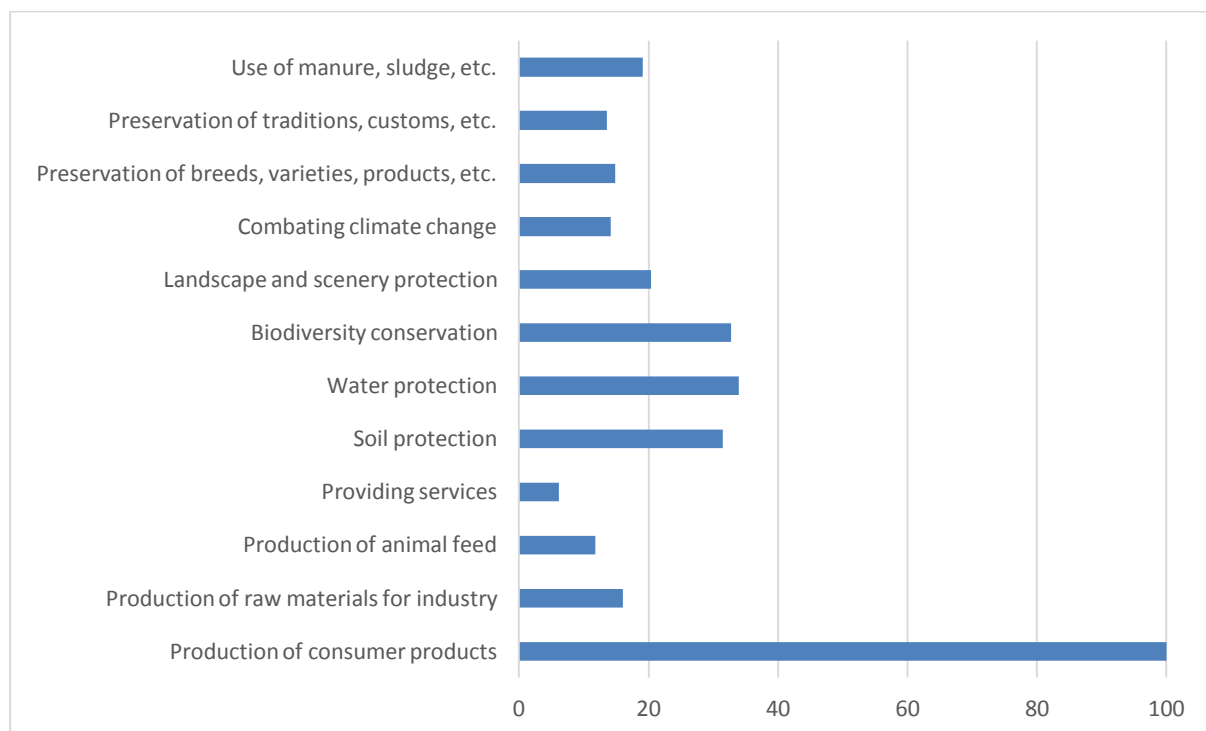
New Property Rights and Enforcement	Public Regulations	Public Taxation	Public Support	Public Provision
Rights for a clean and beautiful environment, biodiversity; Private rights on natural, biological and environmental resources; Collective rights over irrigation waters, pastures, etc.; Private rights for profit-oriented management of natural resources; Tradable pollution quotas (permits); Private rights to intellectual products, origins, (protection) of ecosystem services; Rights for issuing eco-bonds, shares in ownership; Private liability for pollution; Provide legal personality rights to a part or entire ecosystems	Regulations for organic farming; Regulations for Trading Ecosystem Services Protection; Emissions and use quotas for products and resources; Regulations for the introduction of alien species, genetically modified crops; Prohibition of certain activities, use of resources and technology; Nutrition and pest management standards; Regulations to protect water from nitrate pollution; Regulations for biodiversity and landscape management; Licensing for the use of water and agro-ecosystems; Rules and quotas for the use of sewage sludge; Quality and safety standards; Standards for good agricultural practices; Compulsory eco-education; Certification and licensing; Mandatory eco-labeling; Identification of threatened areas and reserves; Set-aside measures; Inspections, fines, termination of activity	Tax preferences; Eco-taxes on emissions and products; Fees for overproduction of manure; Fees on manufacturing or export for financing innovation; Waste tax; Farmland tax	Recommendations, information, demonstrations; Direct payments; Subsidies for eco-actions of farms, businesses and communities; Preferential Credit; Public eco-contracts; Government procurement (water and other resources); Price and production aid for organic production and special origins; Financing of eco-education; Assistance for farmers and environmental associations; Collection of fees to pay for provision of ecosystem services	Scientific research; Market information; Agro-meteorological forecasts; Sanitary and veterinary control, vaccinations, preventive measures; Public Agency (Company) for important ecosystems; Applying the “precautionary principle”; Environmental monitoring; Eco-forecasts; Risk Assessment

Source: author

Our field survey has found that a large proportion of Bulgarian farms use some specific mechanisms in making decisions about managing their activities related to agroecosystem

services (Figure 4). However, a different proportion of farms apply specific mechanisms to manage the various aspects of the activity related to the provision of agro-ecosystem services. In the Production of products for direct consumption, all farms use some "special" forms. The modes and efficiency of governance of this type of activity of Bulgarian farms have been widely studied and presented in academic literature (Bachev, 2010, 2018). A relatively large part of the farms also uses specific mechanisms in the management of Soil Protection, Water Protection, Biodiversity Protection, and Landscape and Scenery Protection. Fewer farms use specific forms to manage the supply of the other main types of agro-ecosystem services.

Figure 4. Share of farms using specific mechanisms for decision-making of activity associated with agroecosystem services in Bulgaria (percentages)



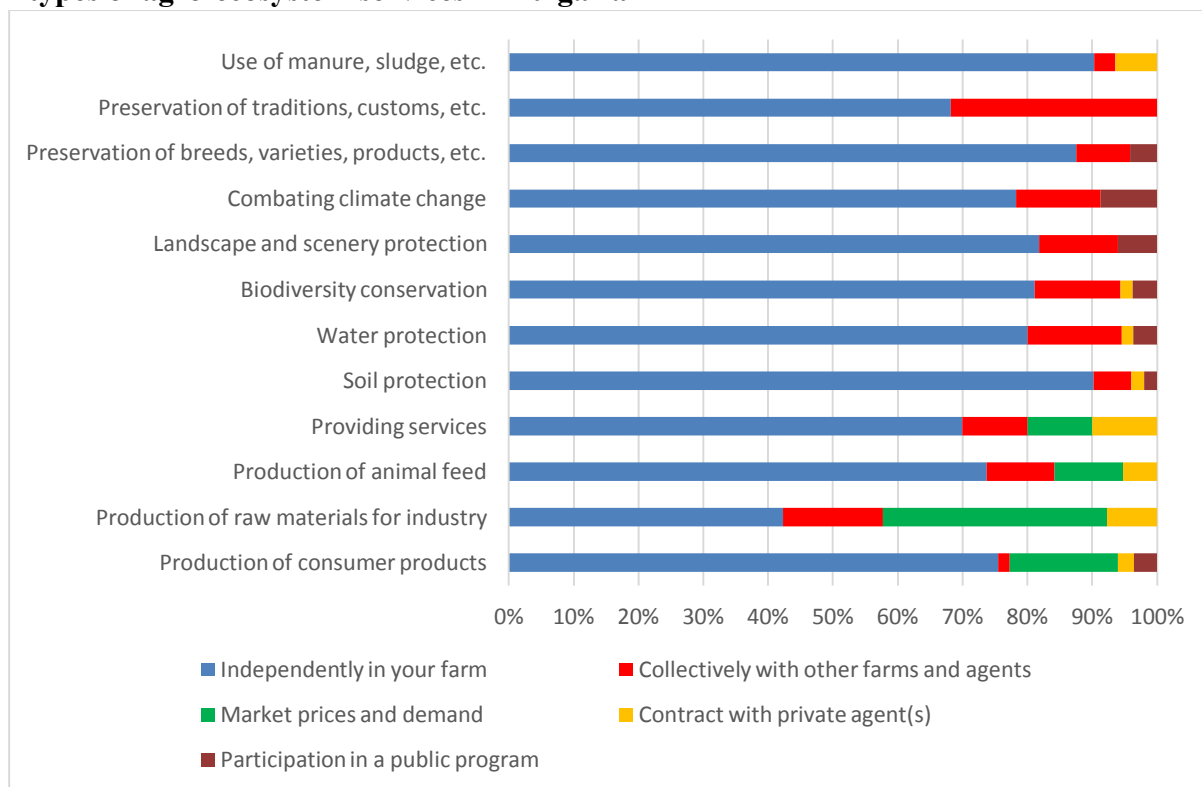
Source: Survey of agricultural producers, 2020

The specific forms and mechanisms applied for the effective governance of different types of agro-ecosystem services are quite different. For most farms, independent internal (*Independently by the farm*) management is essential for the supply of all major agroecosystem services (Figure 5). This form is practiced by the vast majority of farms, in agro-ecosystem services with the character of "local or public goods" (inability to sell and protect rights, high specificity and uncertainty, low frequency of exchange with a particular user, etc.) - Soil protection, Water protection, Biodiversity protection, Landscape and scenery protection, Climate change control, Preservation of breeds, varieties, products, etc., and Use of manure, sludge, etc. This form is least used in making management decisions concerning the production of raw materials for industry, where there is a high dependency (specificity of the product, capacity, delivery time, location, etc.) of the particular buyer(s) and market(s) and there is a need to use more effective forms of coordination and governance.

Collective decision-making with other farmers and agents is a form that is applied by a significant part of the farms in relation to the Preservation of traditions, customs, etc., and a large part of them in the Production of raw materials for industry, Water protection,

Biodiversity protection, Landscape and Scenery protection, and Combating climate change. The collective form for most of these services (with the character of "local or public goods") is determined by the need for coordinated "collective action" (high dependence of assets and actions) to achieve a certain positive result. The collective organization in the production of raw materials for the industry is most often required by the need for a certain minimum volume and standardization for efficient market or vertically integrated trade (achieving efficiency in wholesale trade, compliance with the requirements of processors for quality, volume and frequency of supplies, etc.) or to oppose an existing (quasi)monopoly, etc.

Figure 5. Mechanisms used in decision-making on farm activities related to different types of agro-ecosystem services in Bulgaria



Source: Survey of agricultural producers, 2020

Market mechanism and market prices and demand are exclusively and widely applied only to traditional (commercial) farming products and services - mostly in the Production of raw materials for industry, Production of products for direct consumption, and in less extent in Production of animal feed, and Provision of services. As mass and standard products are traded, the market works well and there is no need to use a more expensive special form to govern the relationship between supplier and buyer.

A special private form - Contract with a private agent/s is used when it is necessary to regulate in detail the relations of the parties due to high unilateral or bilateral dependency of assets, high frequency of transactions between the same agents, and uncertainty and risk of market trading (specification of the product, delivery time, a form of payment, interlinked transactions, a guarantee of trade between the parties, etc.). The contractual form is applied by every tenth farm in the provision of services, and a large part of the farms in the production of raw materials for industry, production of animal feed, and the use of manure, sludge, etc.

Public intervention (support) is required when private and market forms cannot fully govern the supply of certain agro-ecosystem services due to public nature, low appropriability, high specificity and uncertainty, etc. Participation in a public program is a form that is applied most by farms in the Fight against climate change, Landscape and scenery protection, and Preservation of breeds, varieties, products, etc.

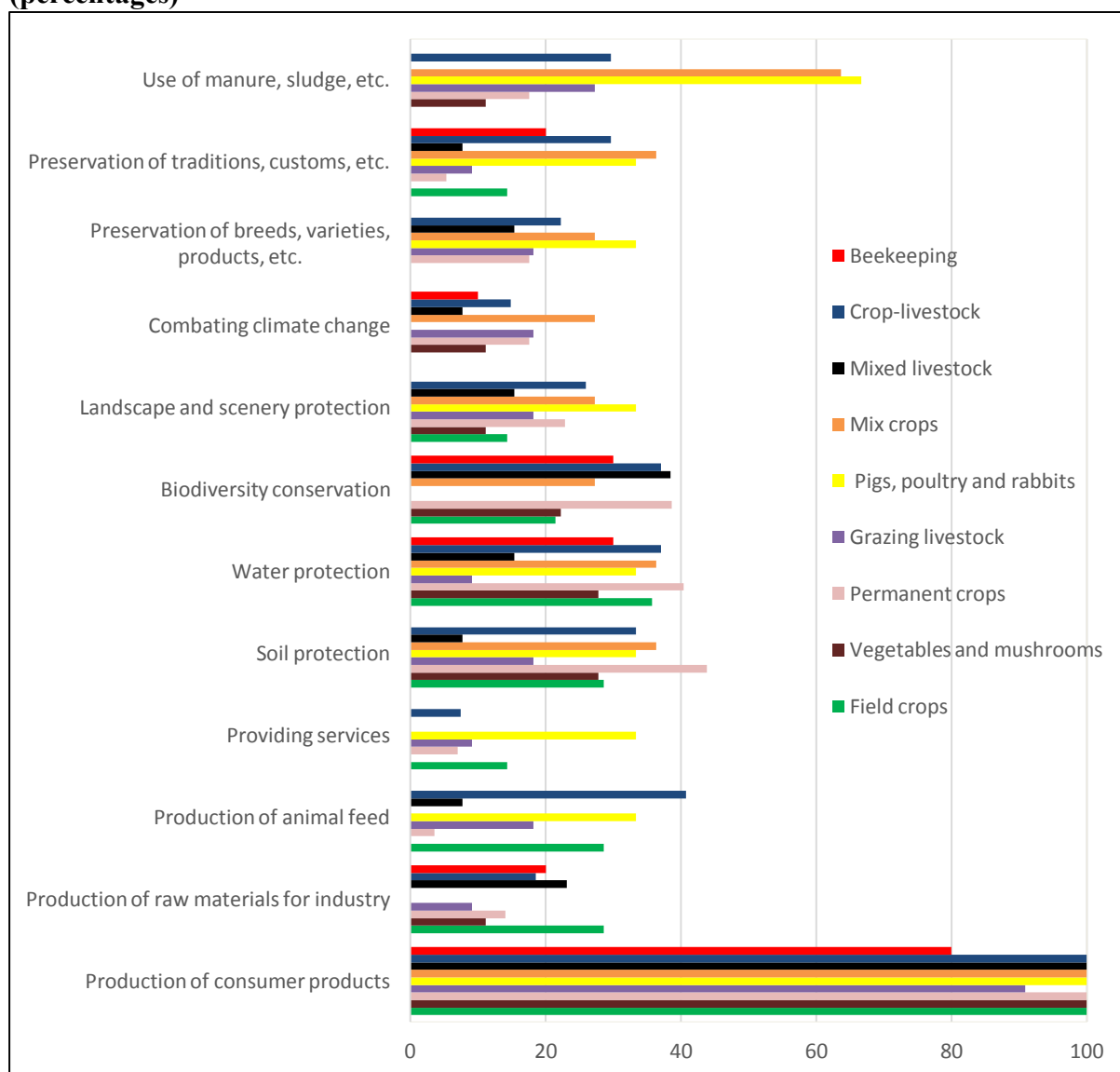
Depending on the specificity of production (and the production agro-ecosystem), farms with *different specializations* use to unlike extent specific mechanisms for deciding on the activity related to agroecosystem services of different types (Figure 6). The largest share of farms specialized in Field crops use specific mechanisms in the production of raw materials for industry. The most widespread special mechanisms for the production of animal feed are practiced at Mixed crop-livestock holdings. Every third producer in Pigs, Poultry and Rabbits applies similar mechanisms for (standard) services provision. A significant part of the specialized in Permanent crops, and Mix crops need special management mechanisms for soil Protection. In water protection, most of the holdings in Permanent crops, Mix crop-livestock , and Mix crops adapt special forms.

Farms in Permanent crops, Mixed Livestock, and Mixed crop-livestock use the most specific mechanisms for biodiversity conservation. One-third of the specialized holdings in Pigs, Poultry and Rabbits apply special forms for landscape and scenery protection. The largest part of the farms with Mix crops, and Grazing livestock apply special management mechanisms in the fight against climate change. For the preservation of breeds, varieties, products, etc. and for the preservation of traditions, customs, etc. every third farm with pigs, poultry and rabbits needs such mechanisms. The majority of those specialized in Pigs, Poultry and Rabbits, and Mixed crops apply special mechanisms in making management decisions for the use of manure, sludge, etc.

At the same time, however, there is a significant variation in the type of specific mechanisms used to make management decisions by farms with different specializations. For example, for the Conservation of Natural Biodiversity, every third farm specializing in field crops applies Participation in a public program. When managing the supply of the same ecosystem service, two-thirds of the farms with bee colonies and one-third of those in Mixed crops do it Collectively with other farms and agents. Similarly, when managing the fight against climate change, half of the Mixed Crop-Livestock holdings do so Collectively with other farmers and agents, while one-fifth of the farms specializing in Permanent crops use Participation in a public program. For some agroecosystem services with a high (capacity, location, product, etc.) specificity to a particular buyer(s) no (free)market forms (Soils protection, Waters protection, Protection of biodiversity, Preservation of landscape and scenery, Combating climate change, Preservation of breeds, varieties, products, etc.) or public forms (Production of raw materials for industry, Production of animal feed, and Services supply), or both market and trilateral with public involvement forms (Preservation of traditions, customs, etc., and Use of manure, sludge, etc.) develop. For the later mostly or exclusively private (internal, contract, collective, etc.) modes are used by all types of farms to govern their activity and relations associated with ecosystem services.

Our study has found no significant differences found in specific modes of management of specific agro-ecosystem services applied by farms of different juridical types (Sole Trader, Cooperative, etc.), in different ecosystems (mountainous, plain, etc.) and regions of the country. Thus differentiation of the managerial modes mostly depends on the specificity of the agroecosystem services and the subsector of agricultural production.

Figure 6. Share of farms with different specialization, using specific mechanisms in decision-making on the activity related to agroecosystem services in Bulgaria (percentages)

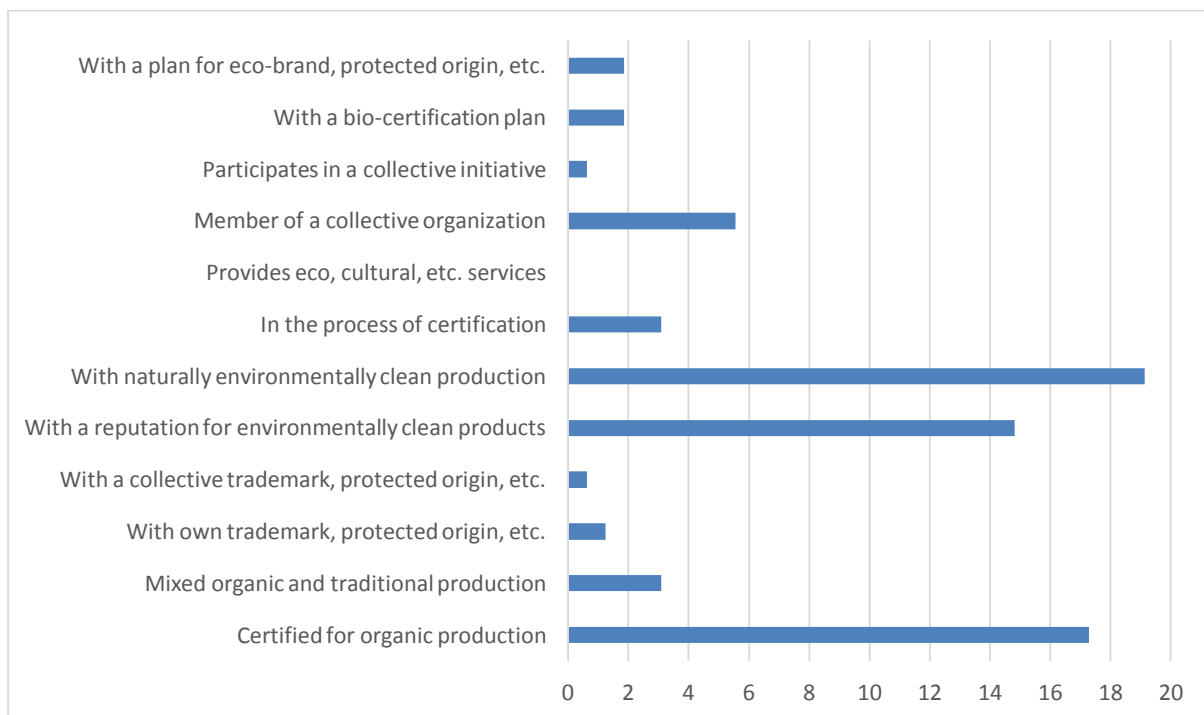


Source: Survey of agricultural producers, 2020

5. Private, collective and market modes

Most of the surveyed farms apply special private and market forms to govern the supply of agro-ecosystem services. Over 17% of all farms are certified for organic production, and a small part combines mixed organic and traditional production (Figure 7). Formal certification is associated with additional costs for farmers (conversion period, certification, current control, etc.) and consumers (premium to market price), but also brings significant benefits for both parties. Farmers have a formal guarantee for the authenticity of their products, receive a price bonus and public subsidies, develop a reputation and market position for special and high-quality products. Consumers receive a guarantee of authenticity and low-cost acquisition of products related to agri-ecosystem services. The process is controlled by an independent (third) party, which increases trust and reduces transaction costs. This threelateral market-oriented form will become even more important in the future given the growing consumer demand in the country and on international markets, and the further greening of the CAP in the next programming period and increasing incentives to expand organic production in the EU.

Figure 7. Share of farms applying diverse private, collective, and market forms for the supply of agro-ecosystem services in Bulgaria (percentages)



Source: Survey of agricultural producers, 2020

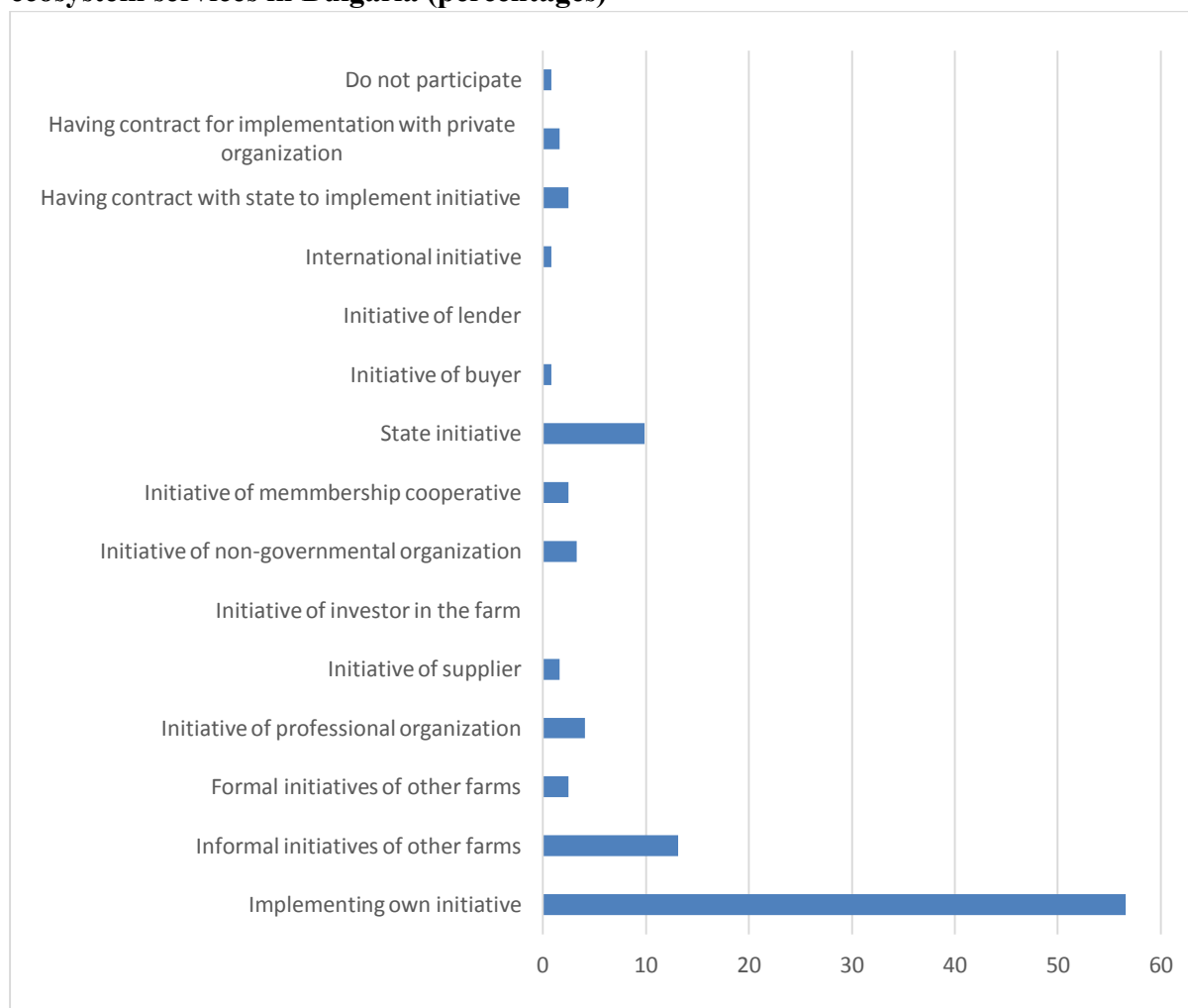
Most of the agricultural holdings have a built Reputation for ecologically clean products, or With naturally ecologically clean production. Informal private and collective forms such as building a "good reputation" for special quality, products, origins, etc., of certain farms, ecosystems and entire regions are widespread in the country's agricultural practice. In the future, they will continue to effectively manage the relationship between producers and consumers for the supply of agri-ecosystem services. Transaction costs are low, as long-term "personal" relationships ("clientalization", high frequency) are developed for trading certain

products, primarily in local and regional markets, and opportunism is punished by the cessation of trade and "bad" reputation.

Due to high costs (registrations, control, etc.) and low returns, very few farms apply other formal private or collective forms of agri-ecosystem services management. A little over 5% are members of a collective organization, a little over 1% are With own trademark, protected origin, etc., less than 1% participate in a Collective Trademark, Protected Origin, etc., or in a Collective Initiative. However, given the significant transactional benefits (sales to large retail chains, exports, premiums, etc.), the number of farms investing in such special private and market forms is gradually increasing. In the process of certification are 3% of all farms are, With a plan for bio-certification and With a plan for eco-brand, protected origin, etc. almost 2%.

Nearly three-quarters of the surveyed farms reported that they participate in some initiative for the protection of ecosystems and ecosystem services. The majority of farms Implement own (private) initiative in this regard (Figure 8). Quite a part of the holdings Implements informal Initiatives of other farms. Almost every tenth reports participating in a State initiative related to the protection of ecosystems and ecosystem services. This hybrid (public-private, trilateral) form is also usually associated with receiving certain subsidies or other support in return for certain commitments for improved environmental management. Just over 2% of farms Have a contract with the state to implement such an initiative.

Figure 8. Share of farms participating in an initiative for the protection of ecosystems and ecosystem services in Bulgaria (percentages)



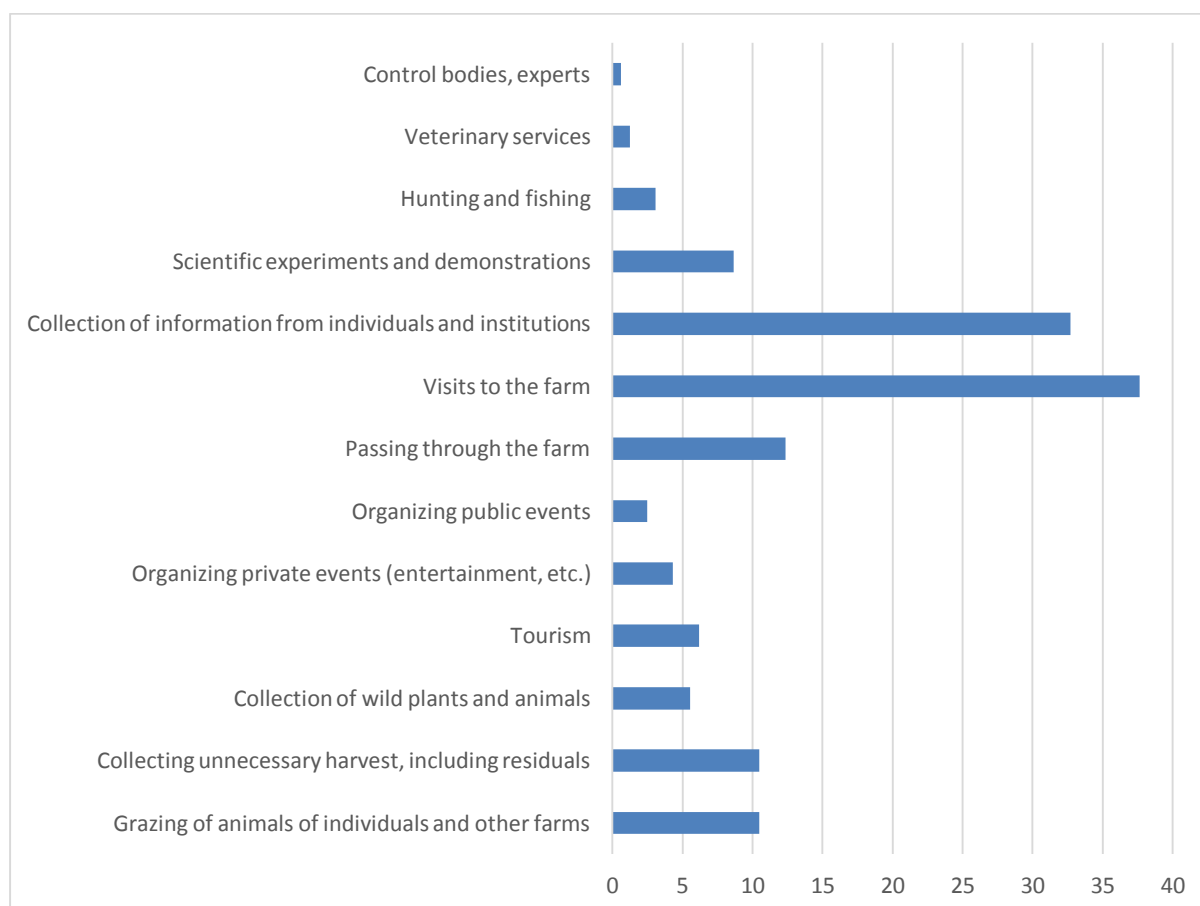
Source: Survey of agricultural producers, 2020

A small share of farms participates in other private and collective formal environmental management initiatives - Formal initiatives of other farms, Initiative of a professional organization, Initiative of a non-governmental organization, Initiative of a cooperative of which they are members, and International initiative. For a small part of the farms, the initiative is of (induced by) Supplier of the farm or by Buyer, and even Have a contract with a private organization for implementation of eco-initiative. All this shows that the effective forms that farms and other stakeholders use to govern their relationships and actions related to environmental protection and agri-ecosystem services are diversifying.

6. Providing outside access to the territory of the farm

Providing external access to the territory of agricultural holdings is a basic form of supply and/or consumption of ecosystem services in agriculture. The share of farms that provide access to outsiders on their territory varies depending on the agroecosystem services used (Figure 9). A significant part of the farms allows External visits to the farm, and Collection of information from individuals and institutions. Relatively smaller is the number of farms that allow Passage through the farm. Every tenth farm allows Grazing of animals of other individuals and farms, and Collection of unnecessary for the farm harvest, including residues. Quite a few of the Bulgarian farms also provide their territory for Scientific experiments and demonstrations, Tourism, and Collection of wild plants and animals. To the least extent, the territory of the farms is available for the Organization of private events (entertainment, etc.), Hunting and fishing, and Organization of public events. An insignificant part of the holdings also indicated Other reasons such as Veterinary services, and Control bodies and experts.

Figure 9. Share of farms that provide external access to their territory for using of various ecosystem services in Bulgaria (percentages)

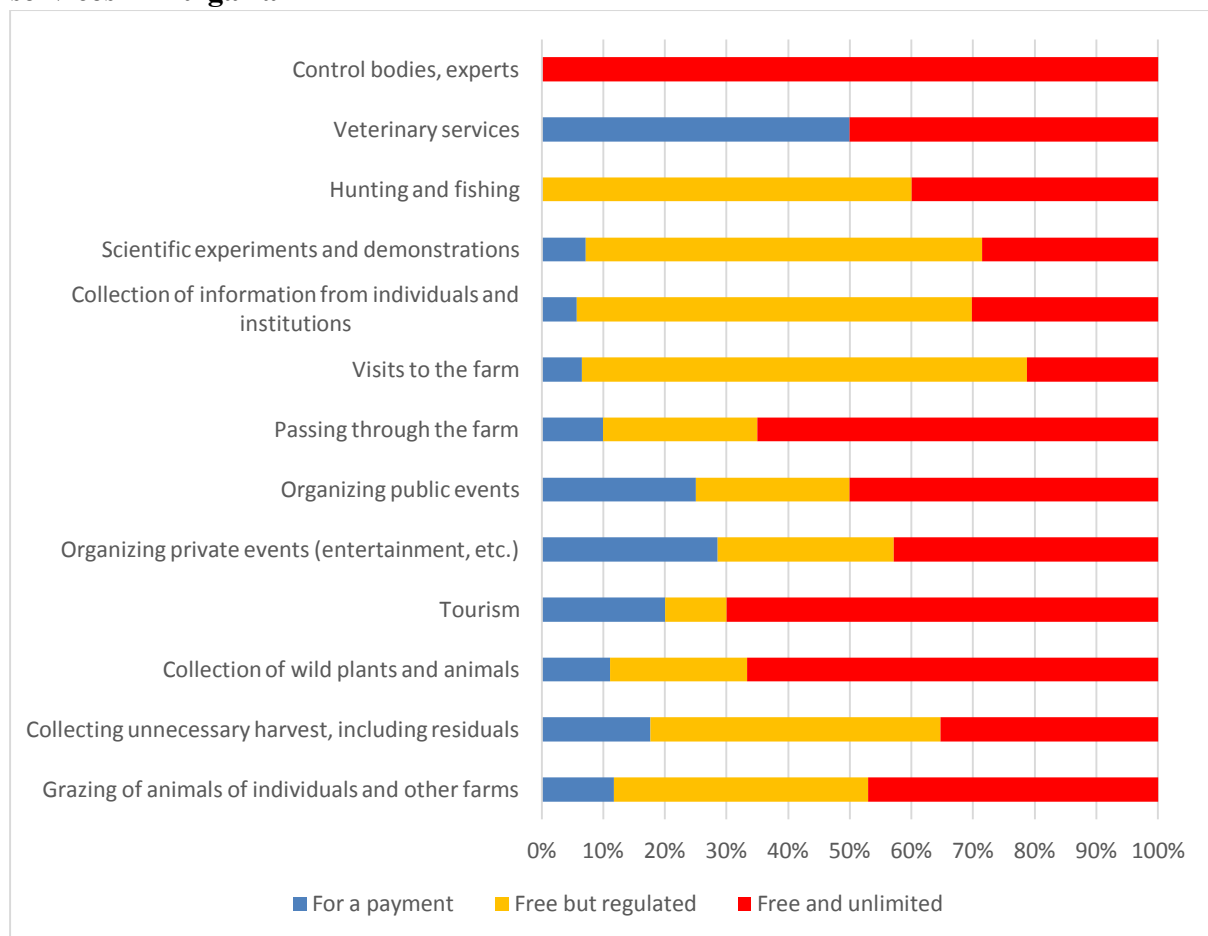


Source: Survey of agricultural producers, 2020

For the different types of external access on the territory of the farms, specific forms for governing the relationship of agents are practiced (Figure 10). Free and unrestricted access is the dominant form of providing access to the territory of the farm for grazing animals of individuals and other farms, Collection of wild plants and animals, Tourism, Organizing private

events, Organization of public events, Passage through the farm, Veterinary services, and Control bodies and experts. This form is also practiced by a large number of farms for the Collection of unnecessary harvest, residues, Collection of information from individuals and institutions, Scientific experiments and demonstrations, Visits to the farm, and Hunting and fishing. All these agro-ecosystem services are treated as public goods and their use and consumption are "managed" by providing free and unrestricted access by farm owners. Most of these services are difficult to regulate or exchange as private goods due to high uncertainty and enforcement costs.

Figure 10. Type of external access to farm’s territory for use of different ecosystem services in Bulgaria



Source: Survey of agricultural producers, 2020

In many cases the main form for providing access to the territory for the farm is Free but regulated - for Collection of unnecessary crops, residues, Visits to the farm, Collection of information from individuals and institutions, Scientific experiments and demonstrations, and Hunting and fishing. This form is widely used by a large number of farms in allowing access to the territory for Grazing animals of individuals and other farms, Collection of wild plants and animals, Organization of private events, Organizing public events, and Passing through the farm. The use and consumption of this type of agro-ecosystem services are managed through a private form - regulation, and they are provided free of charge by farm owners. The form of free provision is determined either by the additional benefits received for the farmers (in case of grazing animals of individuals and other farms, collection of unnecessary crops, residues,

collection of wild plants and animals, organization of private and public events, etc.), or from the high costs of enforcement - constant control, penalties, disputing through a third party, etc. (in Passing through the territory of the farm, Hunting and fishing, etc.). Here, regulation is needed to plan and coordinate external access and/or limit consumption to maintain a sustainable supply of agro-ecosystem services.

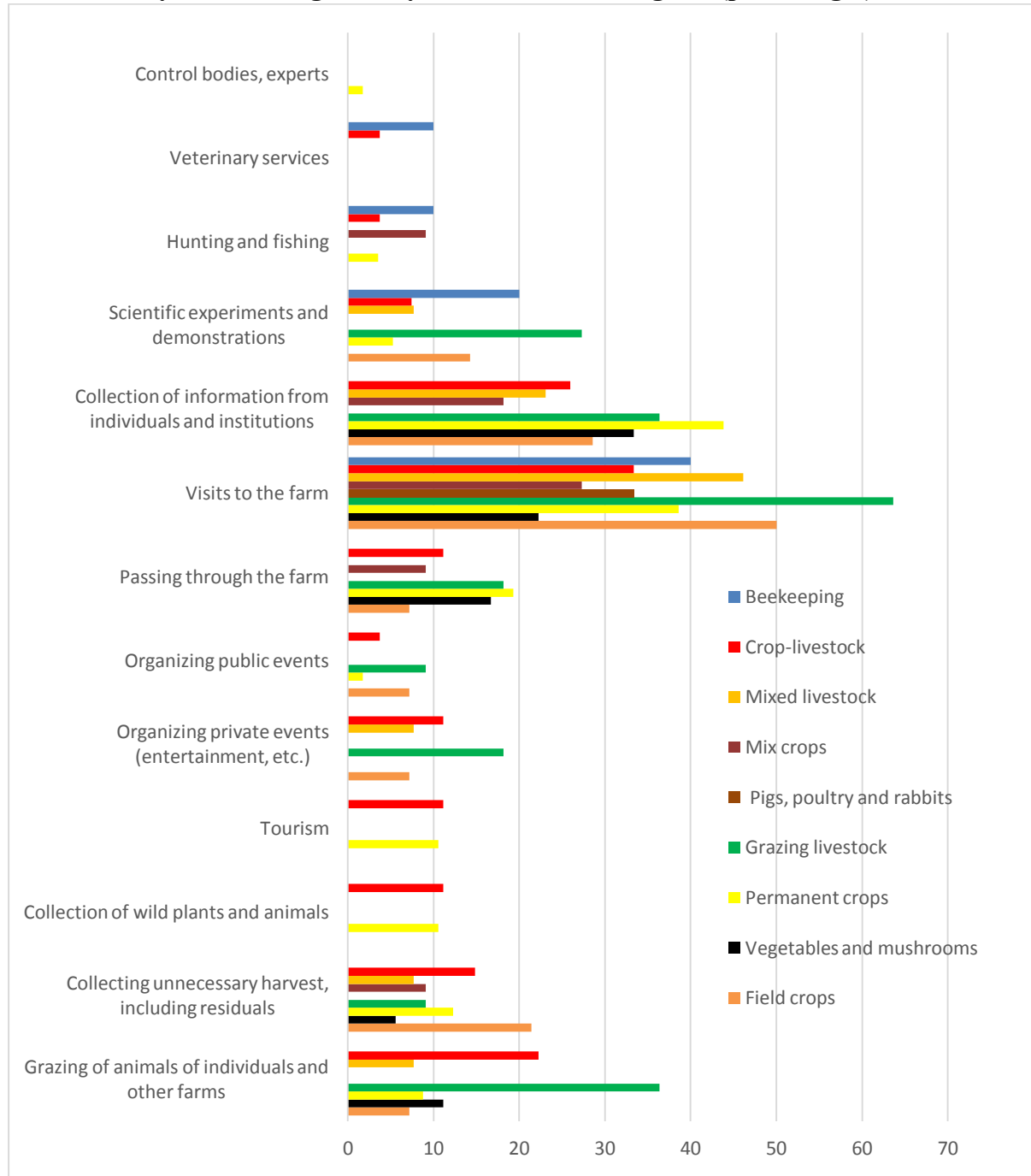
A portion of farms uses a market form of exchange against payment of a price to provide external access to the territory of the farms. This form of sale of services is practiced in grazing animals on individuals and other farms, collection of unnecessary crops, residues, collection of wild plants and animals, tourism, organizing private events, organizing public events, passing through the farm, visits to the farm, gathering information from individuals and institutions, scientific experiments and demonstrations, and veterinary Services. The market form is preferred because it governs well the supply of "limited" agro-ecosystem services and relationships of counterparts. Market trading is beneficial for both parties, who mutually profit from the transaction, as the terms of exchange are easy for no or low-cost negotiation, control and sanctioning. Here, the classic contract of "spotlike" exchange under standard conditions applies, and payment is made on the spot or in advance to avoid any possible opportunism.

Agricultural holdings with different specializations provide unequal external access on the territory to farms for using different agro-ecosystem services (Figure 11). To the greatest extent outside access to the territory of the farm for grazing animals of individuals and other farms is provided by holdings specialized in Grazing livestock, and Mixed crop-livestock operations. For Harvesting of unnecessary output, incl. Residues, most farms providing external access to their territory are among specialized in field crops, and crop-livestock. The largest share of mix crop-livestock farms allows the collection of wild plants and animals and tourism in their territory. Specialized in grazing livestock to the greatest extent provide external access on the territory of their farms for Organizing private events (entertainment, etc.), and Organizing public events. Most farms that allow passage through the farm territory are among those specialized in permanent crops, and grazing animals. Most visits to the farm are allowed by farms specializing in grazing animals, and field crops. The largest share of farms that allow the collection of information from individuals and institutions are among those specializing in permanent crops, and grazing animals, and for scientific experiments and demonstrations among those specializing in grazing animals, and Bee families. Every tenth farm with bee families also allows the use of its territory for hunting and fishing. Therefore, in addition to the product specialization, there is a certain specialization in the provision of agro-ecosystem services related to external access on the territory of the farms.

Farms with different specializations use unequally different forms for ensuring open access to the territory of farms for the use of agro-ecosystem services. The preferred most efficient mode is (pre)determined by the specifics of the production and the use of territory and/or the preferences of the owners/managers of the individual farms and the external users of the related agro-ecosystem services. For example, for farms specialized in field crops, vegetables and mushrooms, and mixed livestock, Free but regulated access is the only form used for providing external access to the territory for grazing animals to individuals and other farms. At the same time, most of the farms specializing in permanent crops practice Free and Unrestricted Access, while the remaining one-fifth apply for Paid access. Similarly, relations with clients associated with Harvesting unnecessary output, incl. residues on the territory of farms specialized in Vegetables and Mushrooms, Grazing livestock and Mixed crops are

managed entirely on a contractual basis for payment. At the same time, for all other groups of farms, the used form is either Free but regulated or Free and unrestricted access.

Figure 11. Share of farms with a different specialization that provides external access to their territory for use of agro-ecosystem services in Bulgaria (percentages)



Source: Survey of agricultural producers, 2020

7. Efficiency and importance of farms' ecosystem services provision

According to the majority of managers of the surveyed farms, their activity for the protection of ecosystems and their services is associated with an Increase in the total production costs of the farm, Increase of the specialized costs for nature protection, Increase of long-term investments, Increase of management costs and efforts, Growth of the costs of participation in state aid programs, Increase in the costs of studying the regulations and standards, and Increase in the costs of registrations, tests, certification, etc. (Figure 12). Moreover, for the majority of farms this activity leads to a high increase in the total production costs of the farm, the specialized costs for nature protection, long-term investments, the costs for participation in state aid programs, and the costs of registrations, tests, certification, etc. At the same time, for only a small part of all farms, environmentally-friendly activity is associated with a reduction in the various types of production and transaction costs.

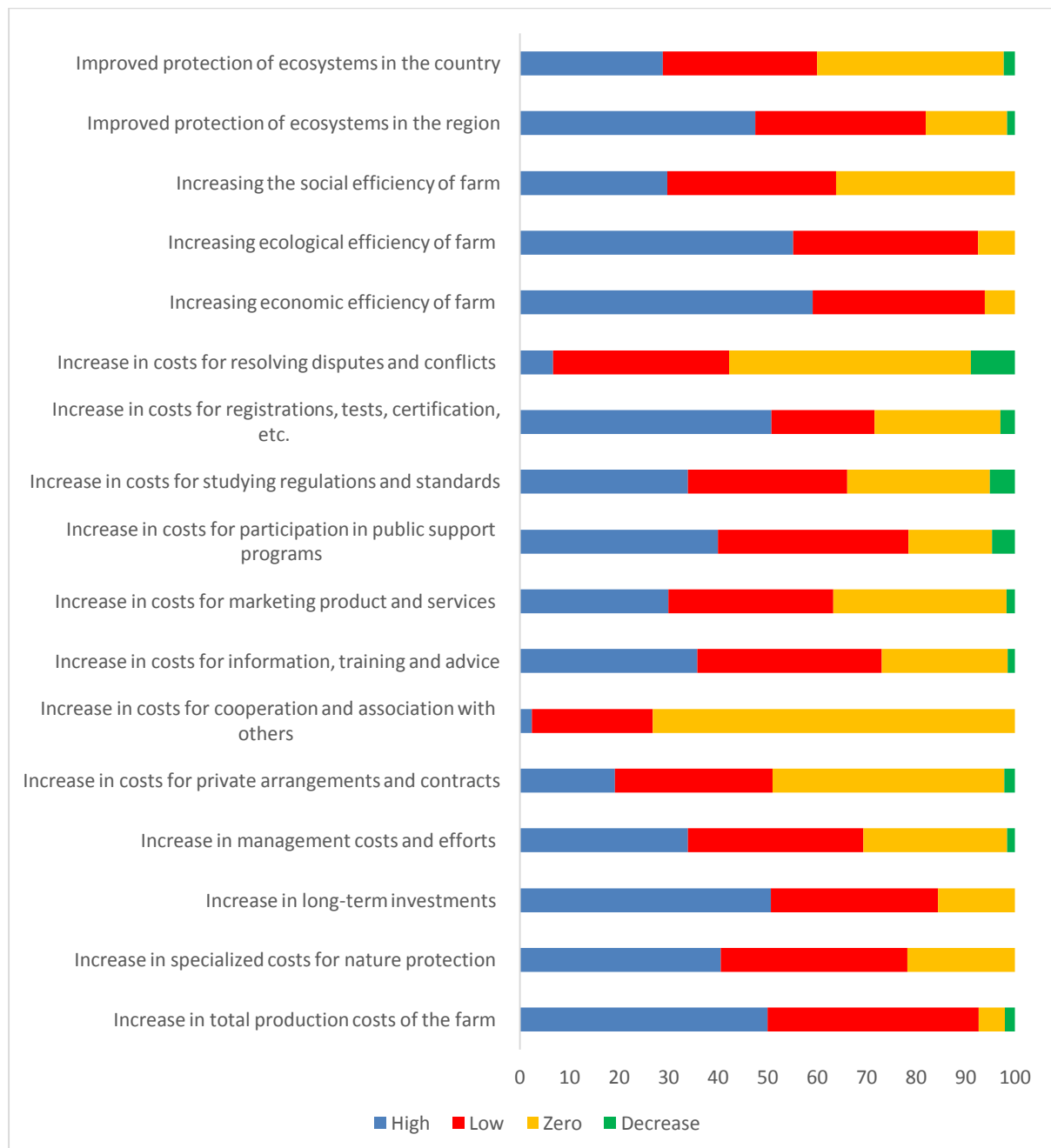
At the same time, however, the vast majority of farms report that their activities for the protection of ecosystems and their services are also associated with an Increasing the economic efficiency of the farm, Increasing the ecological efficiency of the farm, Increasing the social efficiency of the farm, Improved protection of ecosystems in the region, and Improved protection of ecosystems in the country. At the same time, the majority of farms estimate that their environmentally friendly activity leads to a high increase in the economic efficiency of the farm, the ecological efficiency of the farm, and the protection of ecosystems in the region. None or very few of the surveyed farms indicate that their activities for the protection of ecosystems and their services are related to reducing the economic efficiency, environmental and social efficiency of the farm, and the protection of ecosystems in the region and the country. However, a significant share of farm managers believes that their efforts and costs to protect ecosystems and ecosystem services do not lead to changes in the social efficiency of the farm, and improved protection of ecosystems in the country.

There is significant differentiation in the level of costs and efficiency of farm activities related to the protection of ecosystems and ecosystem services (Figure 13). A *high* increase in the total production costs of the farm was reported by half of the farms specializing in field crops and mixed crop production, three-quarters of those in grazing animals, and all of those in bee colonies. The share of farms with a high increase in these costs is the smallest among holdings specialized in vegetables and mushrooms (every third) and none in pigs, poultry and rabbits. The largest share of farms with a high increase in specialized costs for nature protection are among those specialized in field crops, mixed crop production and crop and mix crop-livestock production, and bee families. At the same time, relatively few mixed livestock farms reported a high increase in this type of cost, and none among those specializing in grazing animals and pigs, poultry and rabbits.

A high Increase in long-term investments for the protection of ecosystems and ecosystem services is most typical for farms specializing in Vegetables and mushrooms, Herbivores, Mixed crop production, Crop and livestock production, and Bee families. The lowest share of farms with high costs of this type is in Permanent crops, and in none of the surveyed farms in Pigs, poultry and rabbits. High increases in management costs and efforts to protect ecosystems and ecosystem services are recorded in most of the farms specializing in Vegetables and Mushrooms and Herbivores, and Mixed crop production and Bee Families. At the same time, relatively few of the farms in Perennials and Mixed Livestock, and none of those in Pigs, Poultry and Rabbits reported a high increase in these costs. For a high increase in the costs of

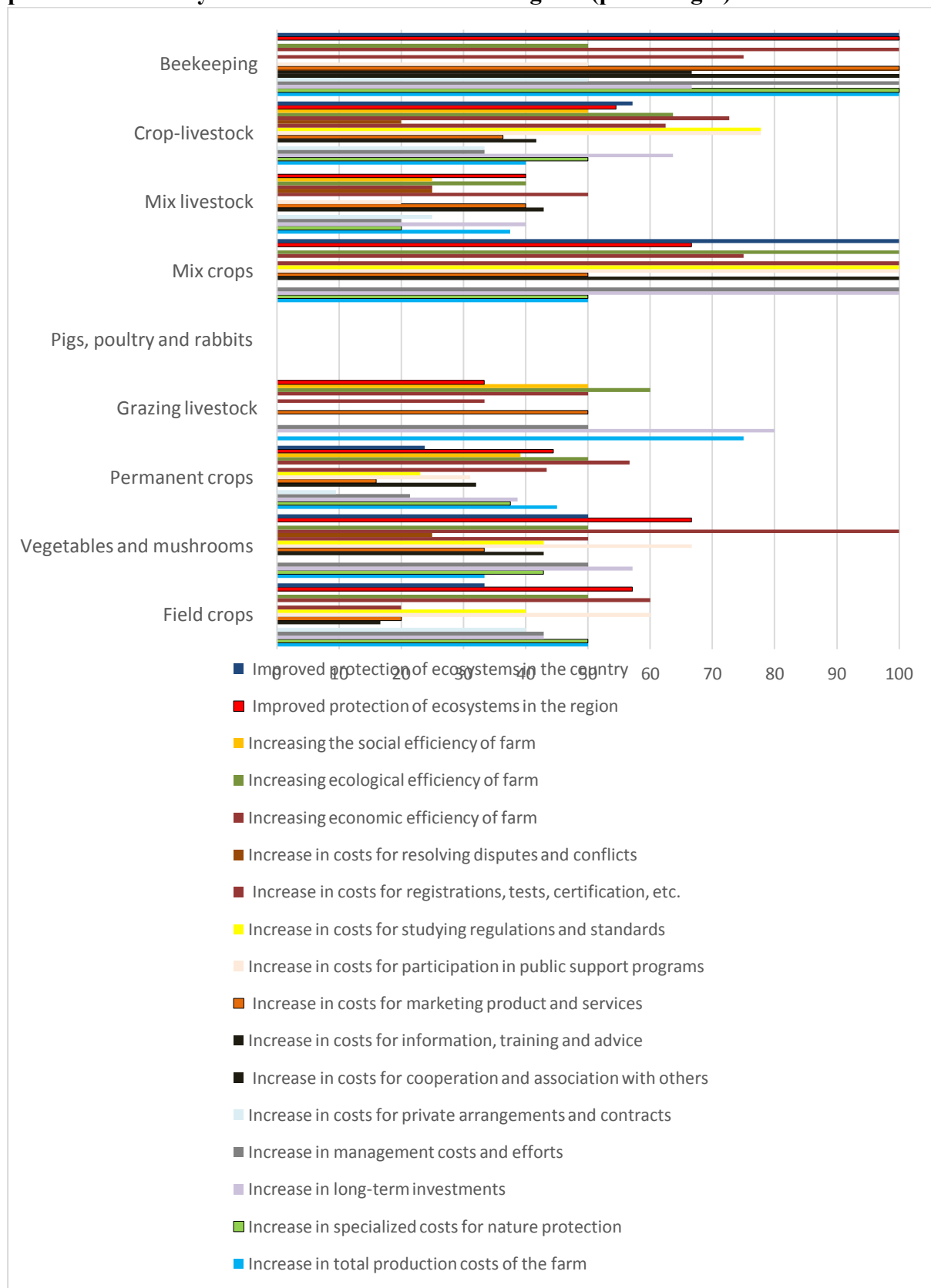
private arrangements and contracts related to the protection of ecosystems and ecosystem services, most farms report in Field Crops, and Bee Families, while in other groups a small number or none of the holdings have growth in these costs. A high increase in the costs of cooperation and association with others related to the protection of ecosystems and ecosystem services is observed in all farms specializing in beekeeping, while in other categories of farms this type of cost is not typical.

Figure 12. Costs and efficiency of the activity of farms for protection of ecosystems and their services in Bulgaria (percentages)



Source: Survey of agricultural producers, 2020

Figure 13. Share of farms with a *high* increase in costs and efficiency of activity for the protection of ecosystems and their services in Bulgaria (percentages)



Source: Survey of agricultural producers, 2020

The most numerous are the farms with high Increase in costs for information, training and advice on ecosystem protection and ecosystem services in those specialized in Mixed Crop Production, and Bee Families, and relatively few in Field Crops, and none for Grazing animals, and Pigs, poultry and rabbits. The largest share of farms with a high increase in the cost of marketing the product and services related to the protection of ecosystems and ecosystem services is in those specializing in grazing animals and mixed crop production, bee families, relatively few in field crops, and perennials, and none among those in pigs, poultry and rabbits. Most of the farms report high growth in the costs of participation in state aid programs related to the protection of ecosystems and ecosystem services, among those specialized in field crops, vegetables and mushrooms, mixed crop production, and mix crop-livestock. On the other hand, relatively fewer farms reported similar growth among specialized in perennials, and mixed livestock and none of those with grazing animals and pigs, poultry and rabbits.

The high growth of expenditures for studying regulations and standards related to the protection of ecosystems and ecosystem services was noted by the largest number of farms with Mixed crop produces, and Crop-livestock specialization. At the same time, a relatively small proportion of farms specializing in perennials, and none of those in grazing animals, pigs, poultry and rabbits, mixed livestock and bee colonies reported a similar increase in this type of expenditure. The high growth of expenditures for registrations, tests, certification, etc. related to the protection of ecosystems and ecosystem services is observed in most farms with Mixed Crop Production, Crop-Livestock production, and Bee Families. This share is lowest on farms in field crops, and on none of those in pigs, poultry and rabbits. High growth in the costs of resolving disputes and conflicts related to the protection of ecosystems and ecosystem services is reported by every fourth farm specializing in Vegetables and Mushrooms and Mixed Livestock and every fifth of those in Bee colonies. However, none of the other holdings reported a similar increase in this type of expenditure.

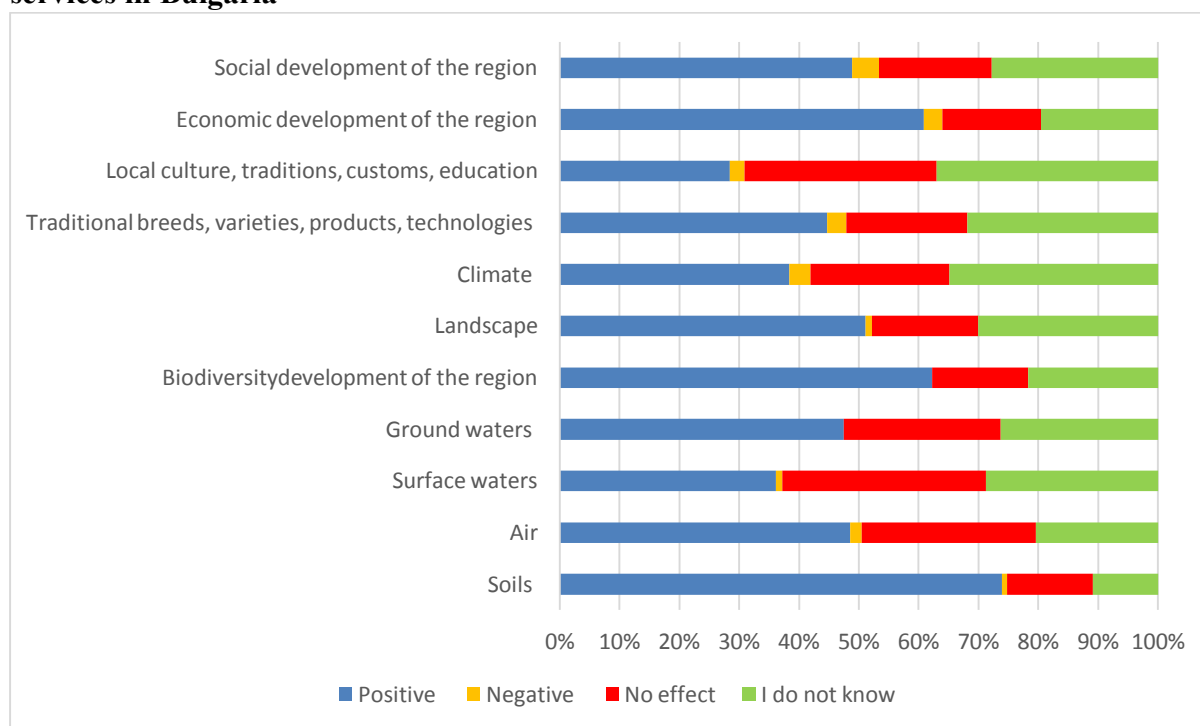
High increase of the economic efficiency of the farm-related to the protection of ecosystems and ecosystem services is most noted in the farms specialized in Field crops, Vegetables and mushrooms, Mixed crop production, Mix crop-livestock production, and Bee families, and the least in those in Mixed livestock, and Pigs, poultry and rabbits. A high increase of the ecological efficiency of the holdings' activity for the protection of ecosystems and ecosystem services is reported by all from Mixed crops farms, and the majority of those with Grazing animals, and Crop and animal husbandry. The lowest share of farms with similar growth is in those specialized in Mixed Livestock, and Pigs, poultry and rabbits. High Increasing the social efficiency of the holdings' activity for the protection of ecosystems and ecosystem services is registered by every second farm specializing in Herbivores and Corp-livestock, a smaller part of those in Perennial crops, and Mixed livestock, and from none of the other categories of holdings.

High improved protection of ecosystems in the region, related to the activity of farms for protection of ecosystems and ecosystem services is achieved mostly by the farms in Field crops, Vegetables and mushrooms, Mixed crop growing, and Bee families, and relatively the least of those with Grazing animals, and Pigs, poultry and rabbits. High improved protection of ecosystems in the country related to the activities of farms for protection of ecosystems and ecosystem services is reported by all those specializing in Mixed crops and Bee families, and most of those in Mix crop-animal husbandry. The share of farms with a similar effect is the

lowest in those specialized in field crops, and perennials, and in none of them in grazing animals, pigs, poultry and rabbits, and mixed animal husbandry.

The vast majority of farm managers estimate that the effect of the overall activity of the farm is positive in terms of soils, biodiversity, landscape, and economic development of the region (Figure 14). Also, the majority of managers believe that the effect is positive in terms of Air, Surfacewaters, Groundwaters, Climate, Traditional breeds, varieties, products, technologies, and Social development of the region, as a relatively smaller part consider a positive effect in terms of Local culture, traditions, customs, education. However, the share of managers who believe that the whole activity of their farm is not associated with any effect on the individual elements of the ecosystem - Soils, Air, Surfacewaters, Groundwaters, Biodiversity, Landscape, Climate, Traditional breeds, varieties, products, technologies, Local culture, traditions, customs, education, Economic development of the region, and Social development of the region.

Figure 14. Effect of farms’ overall activity on different elements of ecosystems and their services in Bulgaria



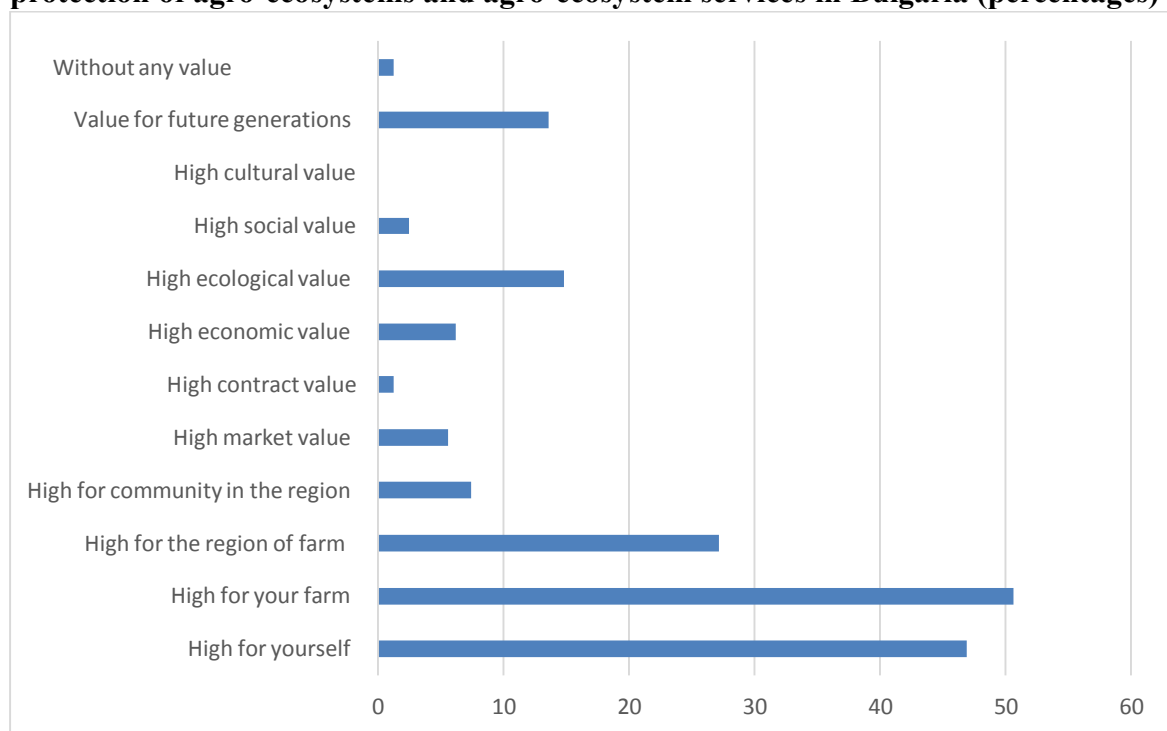
Source: Survey of agricultural producers, 2020

In addition, a significant part of managers do not know the effect of the overall activity of agriculture on various elements of the ecosystem - Soils, Air, Surfacewaters, Groundwaters, Biodiversity, Landscape, Climate, Traditional breeds, varieties, products, technologies, Local culture, traditions, customs, educated, Economic development of the region, and Social development of the region. The later requires both deepening and expanding independent assessments of the effects of farming on the individual components of ecosystems, and better informing farmers about their negative and /or positive contribution to environmental protection and ecosystem services.

Just over half of the surveyed managers assess the importance of their activities for the protection of agro-ecosystems and agro-ecosystem services as High for their farm, and 47%

High for themselves (Figure 15). A significant share of managers also believes that their activities for the protection of agro-ecosystems and agro-ecosystem services are of high importance for the region of their farm. There is also a significant number of managers who believe that this activity has a high environmental value, and value for future generations. A relatively smaller part of the managers believes that such activity is of High importance for the community in the region, High market value, and High economic value. At the same time, an insignificant share of managers is convinced that their activity for the protection of agro-ecosystems and agro-ecosystem services has a High contract value, and a High social value or is Without any value, as none of the respondents believes that this activity has a High cultural value.

Figure 15. Assessment of farm managers of the importance of their activity for the protection of agro-ecosystems and agro-ecosystem services in Bulgaria (percentages)

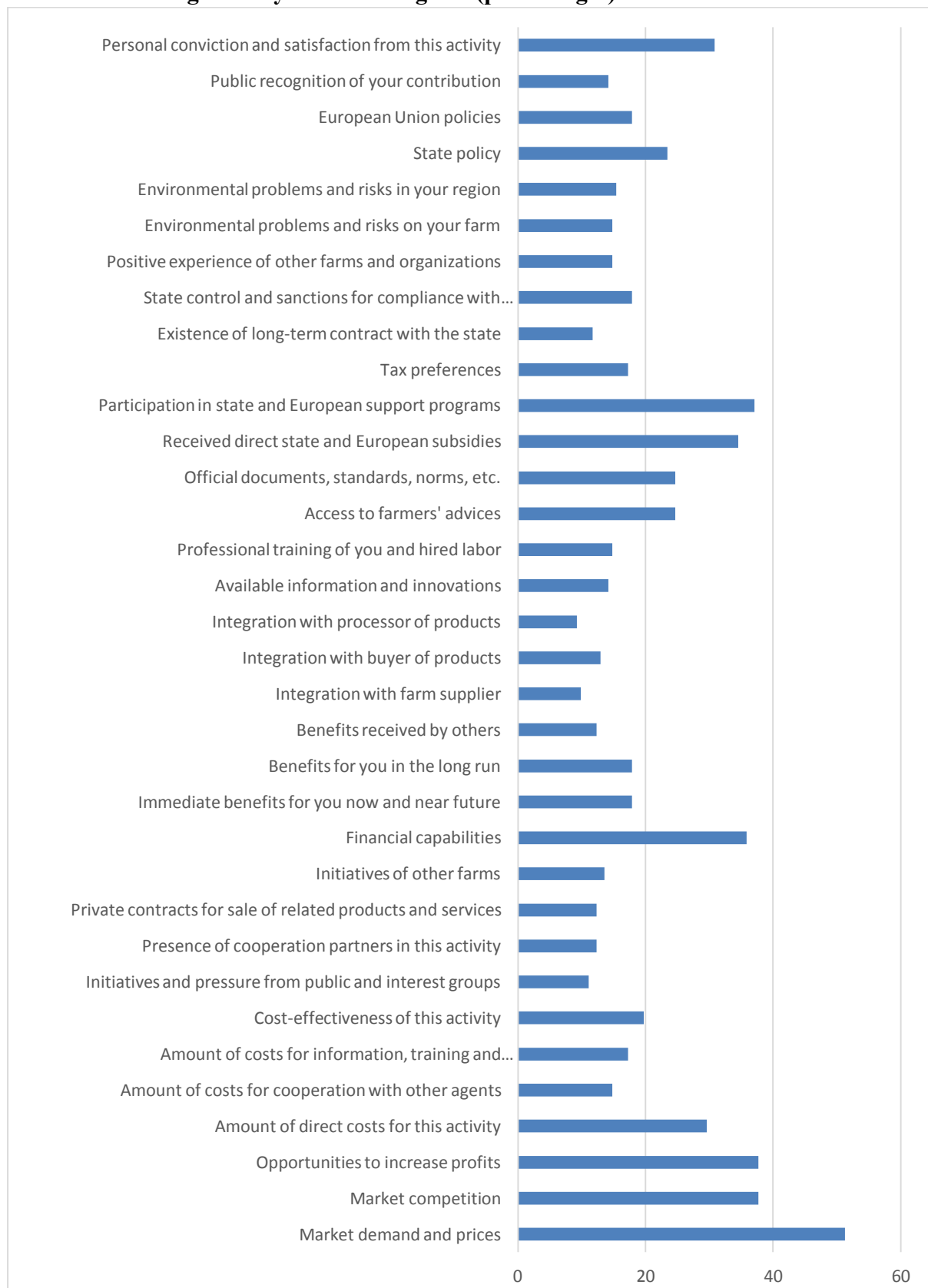


Source: Survey of agricultural producers, 2020

8. Factors in the governance of agro-ecosystem services

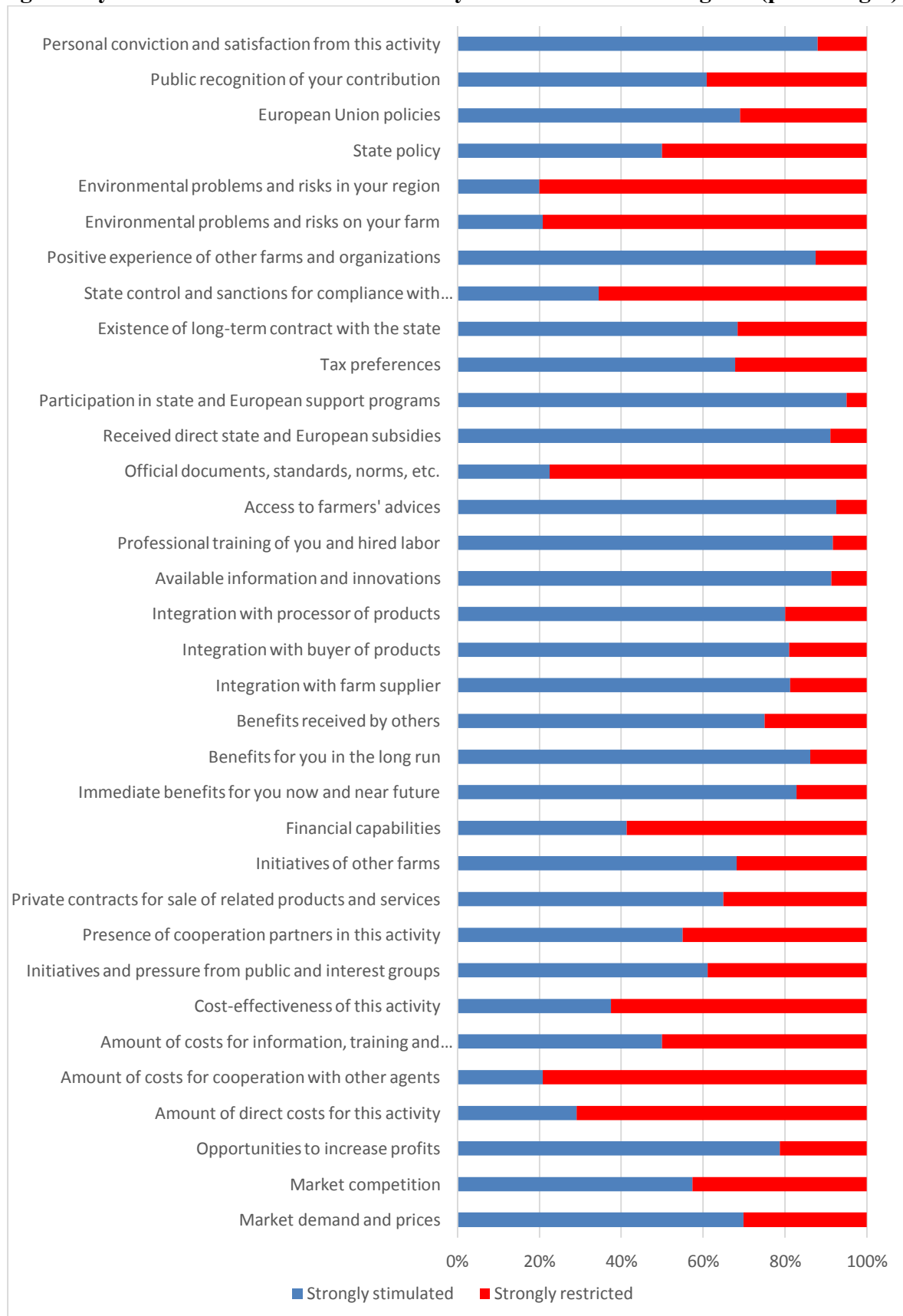
The survey allows us to identify personal, organizational, market, institutional and other factors that have the greatest impact on (and predetermine) the activity of agricultural holdings for the conservation of agro-ecosystems and agro-ecosystem services. According to the majority of surveyed managers, the factors that strongly stimulate or limit the activity of farms related to the preservation of agro-ecosystems are Market demand and prices, Market competition, Opportunities to increase profits, Participation in state and European support programs, Financial capabilities, Direct state and European subsidies received, Personal conviction and satisfaction with this activity, Amount of direct costs for this activity, Access to farmers' advice, Regulatory documents, standards, norms, etc., and State Policy (Figure 16).

Figure 16. Factors that strongly stimulate or restrict the activity of farms related to conservation of agro-ecosystems in Bulgaria (percentages)



Source: Survey of agricultural producers, 2020

Figure 17. The extent to which farming activities related to the conservation of agroecosystems are stimulated or limited by various factors in Bulgaria (percentages)



Source: Survey of agricultural producers, 2020

The extent to which the activity for the protection of the agroecosystems of the affected farms is stimulated or limited by different factors is not the same. Factors that *strongly stimulate* the activity of the majority of agricultural producers for protection of agroecosystems and their services are: Market demand and prices, Market competition, Opportunities to increase profits, Initiatives and pressure of the public and interest groups, The presence of cooperation partners in this activity, Private contracts for the sale of related products and services, Initiatives of other farms, Immediate benefits for the farm in present and near future, Long-term benefits for the farm, Benefits for others, Integration with the supplier of the farm, Integration with the buyer of the production, Integration with processor, Available information and innovation, Professional training of managers and employees, Access to farmers' advices, Received direct state and European subsidies, Participation in state and European support programs, Tax preferences, Existence of a long-term contract with the state, Positive experience of other farms and organizations, Policies of the European Union, Public recognition of contribution, and Personal conviction and satisfaction with this activity (Figure 17).

Factors that *severely limit* the activity of the majority of farms for the protection of agroecosystems and their services are the Amount of direct costs for this activity, the Amount of costs for cooperation with other agents, Economic efficiency of costs for this activity, Financial capabilities, Regulatory documents, standards, norms, etc., State control and sanctions for compliance with standards, norms, etc., Environmental problems and risks in the farm, and Environmental problems and risks in the region. At the same time, the Amount of information, training and consultation costs, and the State Policy are factors that strongly stimulate the environmentally friendly activity of half of the surveyed farms, and severely limit it for the other half. All these factors are to be taken into account when improving public policies and forms of intervention related to the governance of agro-ecosystems and their services.

CONCLUSION

It is well known that agricultural production makes a significant contribution to the conservation, restoration and enhancement of ecosystems and their services, but also is associated with negative effect and their degradation and demolition („agricultural disservices“). Therefore, services related to agricultural production and agro-ecosystems are among the most intensively studied, mapped, evaluated, regulated and stimulated. Our study has tried to fill the gap and give initial insights on great variety of agricultural services and their importance for the farm, region, other ecosystems and agents in Bulgaria. At the current stage of development country's farms maintain or provide a great number of essential ecosystem services among which provisioning food and feed, and conservation of elements of the natural environment prevailing. Besides, there are significant differences in the participation and contribution of agricultural holdings in the protection and provision of agro-ecosystem services in the various specific and principled ecosystems of the country, and major subsectors of agricultural production. The latter requires special measures to improve, diversify and intensify this activity of farmers through training, information, exchange of experience, public incentives and support, etc.

The study has also found out that there is significant differentiation of employed managerial forms depending on the type of ecosystem services and specialization of agricultural holdings. Management of agroecosystem services is associated with a considerable increase in the production and transaction costs of participating farms as well as big socio-economic and environmental effects for holdings and other parties. Factors that mostly stimulate the activity of Bulgarian producers for protection of agro-ecosystems and their services are participation in public support programs, access to farmers' advice, professional training, available information and innovation, received direct subsidies, personal conviction and satisfaction, positive experience of others, long-term and immediate benefits for the farm, and integration with suppliers, buyers and processors.

Suggested holistic and interdisciplinary framework for analyzing the structure and management of agro-ecosystem services is to be extended and improved, and widely and periodically applied in the future. The latter requires systematic in-depth multidisciplinary research in this new area, as well as collection of original micro and macro-information on structure of agro-ecosystem services, and forms, efficiency and factors of agroecosystem services management by agents involved in (joint) production and management of agro-ecosystem services of a different type. The accuracy of analyzes is to be also improved by increasing representativeness through enlarging the number of surveyed farms and related agents, applying statistical methods, special "training" of implementors and participants, etc. as well as improving the official system for collecting agricultural, agro-economic and agri-environmental information in the country.

REFERENCES

- Adhikari B. and G. Boag (2013): Designing payments for ecosystem services schemes: some considerations, *Current Opinion in Environmental Sustainability* 2013, 5:72–77.
- Allen J., J.y DuVander, I. Kubiszewski, E. Ostrom (2011): *Institutions for Managing Ecosystem Services Solutions*, Vol. 2, 6, 44-49.
- Baba A., G Tayfur, O Gunduz, K Howard, M Friedel, A Chambel (2011): *Climate Change and its Effects on Water Resources, Issues of National and Global Security*, Springer Science+Business Media B.V.
- Bachev H. (2000): Bulgarian Experience in Transformation of Farm Structures, Farm Management and Rural Planning, 181-196.
- Bachev H. (2002): Study on land supply in Bulgarian farms, *Farm Management and Rural Planning* 3, 189-203.
- Bachev H. (2004): *Governing of Finance Supply in Bulgarian Farms*, MPRA & SSRN.
- Bachev H. (2006): *Governing of Bulgarian Farms–Modes, Efficiency, Impact of EU Accession, in Agriculture in the Face of Changing Markets, Institutions and Policies: Challenges and Strategies*, IAMO, 133-149.
- Bachev H. (2007): *Governing of Agrarian Sustainability*, *ICFAI Journal of Environmental Law* 6 (2), 7-25.
- Bachev H. (2009): *Governing of Agro-ecosystem Services. Modes, Efficiency, Perspectives*, VDM Verlag.
- Bachev H. (2010): *Governance of Agrarian Sustainability*, New York: Nova Science Publisher.
- Bachev H. (2009): *Mechanisms of governance of sustainable development*, *Journal of Applied Economic Sciences (JAES)* 4 (08), 169-184.
- Bachev H (2011): *Management of Agro-Ecosystem Services: Framework of Analysis, Case of Bulgaria*, in J. Daniels (editor), *Advances in Environmental Research*. Vol. 17, New York: Nova Science, 119-164.
- Bachev H (2011): *Water governance in Bulgarian agriculture*, in *Climate Change and its Effects on Water Resources*, Springer, 215-224.
- Bachev H. (2012): *Governing of Agro-Ecosystem Services in Bulgaria*, in A. Rezitis (editor), *Research Topics in Agricultural and Applied Economics*, Vol. 3, Bentham Science Publisher, 94-129.
- Bachev H. (2012): *Competitiveness of Bulgarian farms in conditions of EU CAP implementation*, SSRN & MPRA.
- Bachev H. (2014): *Environmental management in agriculture*, *Economic Thought, Икономическа мисъл*, 1, 56-79
- Bashev H. (2016): *Defining and assessment of sustainability of farms*, *Economic Studies Journal*, 158-188.
- Bachev H. (2017): *Socio-economic and environmental sustainability of Bulgarian farms, Agricultural and resource economics: international scientific e-journal*, 3 (2), 5-21.
- Bachev H. (2018): *The Sustainability of Farming Enterprises in Bulgaria*, Cambridge Scholars Publishing.
- Bachev H. (2018): *Institutional environment and climate change impacts on sustainability of Bulgarian agriculture*, *Bulgarian Journal of Agricultural Science*, 24 (4), 523-536.
- Bachev H. (2020): *Defining, analyzing and improving the governance of agroecosystem services*, *Economic Thought*, 4, 31-55.
- Bachev H. (2020): *Defining, analyzing and improving the governance of agroecosystem services*, *Economic Thought*, 4, 31-55.
- Bachev H. (2020): *Understanding and improving the governance of ecosystem services: The case of agriculture*, *Journal of Economics Bibliography*, Volume 7, Issue 3, 170-195.
- Bachev H. (2020): *Understanding, evaluating and improving the system of governance of agro-ecosystem service*, *Exploratory Environmental Science Research*, Vol.1, Issue 1, 96-114.

- Bachev H. (2020): About the Governance of Agro-ecosystem Services, *Open Journal of Economics and Commerce*, Volume 3, Issue 1, 24-36.
- Bachev H. (2021): A Study on Amount and Importance of Ecosystem Services from Bulgarian Agriculture, *Journal of Business Analytics and Data Visualization*, Volume-2, Issue-1, 7-27.
- Bachev H. (2021): MODES OF GOVERNANCE FOR ECOSYSTEM SERVICES IN BULGARIAN FARMS, *Икономически изследвания, Economic Studies*, Volume 30 (8), 145-174.
- Bachev H. (2021): Agro-ecosystem services management of Bulgarian farms, *Bulgarian Journal of Agricultural Science*, 27 (No 6) 2021, 1023–1038.
- Bachev H. (2021): Assessing and Improving the Governance of Agroecosystem Services, P. Gorawala, S. Mandhatri (Editors) *Agricultural Research Updates*. Volume 33, 53-92.
- Bachev H. (2021): Identifying and Evaluating the Mechanisms and Modes of Governance of Ecosystem Services – The Case of Bulgarian Agriculture, *Sumerianz Journal of Economics and Finance*, 2021, Vol. 4, No. 4, 117-135.
- Bachev H. (2021): Study on Governance Mechanisms and Modes of Ecosystem Services in Bulgarian Farms. *Journal of Advanced Research in Management*, v. 12, n. 2, 54 – 76.
- Bachev H. (2021): *Agricultural Economics, Governance and Innovation in Bulgaria Vol.1 and Vol.2*, KSP books.
- Bachev H., M Tsuji (2001): *Governing of Agrarian Transactions, Management and Rural Planning II*, Kyushu University, Fukuoka, 185-202.
- Bachev H., T. Nanseki (2008): Risk Governance in Bulgarian Dairy Farming, paper presented at the 12th Congress of the European Association of Agricultural Economists “People, Food and Environments–Global Trends and European Strategies”, 26-29 August 2008, Ghent.
- Bachev H., T. Nanseki (2008): Risk governance in Bulgarian dairy farming, MPRA.
- Bachev H., T. Nanseki (2007): Environmental management in Bulgarian agriculture–risks, modes, major challenges, *Journal of the Faculty of Agriculture of Kyushu University* 53, 363-373.
- Bachev H., F Ito (2014): Implications of Fukushima Nuclear Disaster for Japanese Agri-food Chains, *International Journal of Food and Agricultural Economics* 2 (1), 95-120.
- Bachev H. and D. Terziev (2018): A study on agrarian sustainability impact of governance modes in Bulgaria, *Journal of Applied Economic Sciences* 13 (1).
- Bachev H. and D. Terziev (2019): Sustainability of Agricultural Industries in Bulgaria, *Journal of Applied Economic Sciences*, Volume 14, Issue 1.
- Bachev H., B.Ivanov and A.Sarov (2020): Unpacking Governance Sustainability of Bulgarian Agriculture, *Икономически изследвания*, 6, 106-137.
- Bachev H., B.Ivanov, A. Sarov (2020): Why and How to Assess the “Governance” Aspect of Agrarian Sustainability The Case of Bulgaria, *Agricultural Research Updates*. Volume 30, Editors P. Gorawala and S. Mandhatri, Nova Science Publisher, 49-104.
- Bachev H., B.Ivanov and A.Sarov (2021): Assessing Governance Aspect of Agrarian Sustainability in Bulgaria, *Bulgarian Journal of Agricultural Sciences*, 2.
- Boelee, E. (Editor) (2013): *Managing water and agroecosystems for food security*, CABI.
- De Groot R., Wilson M, Boumans R. (2002): A typology for the description, classification and valuation of ecosystem functions goods services. *Ecol Econ* 41:393–408
- EEA (2015): *Ecosystem services in the EU*, European Environment Agency.
- FAO (2016): *Mainstreaming ecosystem services and biodiversity into agricultural production and management in East Africa*, Technical guidance document, FAO.
- Fremier A., F. DeClerck, N.Bosque-Pérez, N. Carmona, R, Hill, T. Joyal, L. Keesecker, P. Klos, A. Martínez-Salinas, R. Niemeyer, A. Sanfiorenzo, K. Welsh, J. Wulfhorst (2013): Understanding Spatiotemporal Lags in Ecosystem Services to Improve Incentives, *BioScience* Vol. 63 No. 6.
- Ivanov B., H Bachev (2021): Convergent analysis of waste water practices among EU countries, *Bulgarian Journal of Agricultural Science* 27 (2), 289-296.
- Gao H., T. Fu, J. Liu, H. Liang and L. Han (2018): Ecosystem Services Management Based on Differentiation and Regionalization along Vertical Gradient, China, *Sustainability*, 10, 986.

- Garbach K., J. Milder, M Montenegroand, F. DeClerck (2014): Biodiversity and Ecosystem Services in Agroecosystems, Elsevier.
- Gemmill-Herren B. (2018): Pollination Services to Agriculture Sustaining and enhancing a key ecosystem service, Routledge.
- Grigorova Y. & Kazakova Y. (2008): High Nature Value farmlands: Recognizing the importance of South East European landscapes, Case study report, Western Stara Planina, WWF (EFNCP).
- Habib T., S. Heckbert, J. Wilson, A.Vandenbroeck, J. and D. Farr (2016): Impacts of land-use management on ecosystem services and biodiversity: an agent-based modelling approach. *PeerJ* 4:e2814.
- INRA (2017): A framework for assessing ecosystem services from human-impacted ecosystems. EFSE,
- Kanianska R. (2019): Agriculture and Its Impact on Land- Use, Environment, and Ecosystem Services, INTECH.
- Laurans Y. and L.Mermet (2014): Ecosystem services economic valuation, decision-support system or advocacy? *Ecosystem Services*, Vol. 7, 98-105.
- Lescourret F., D. Magda, G. Richard, A. Adam-Blondon, M. Bardy, J. Baudry, I. Doussan, B. Dumont, F. Lefèvre, I. Litrico, R. Martin-Clouaire, B. Montuelle, S. Pellerin, M. Plantegenest, E. Tancoigne, A.Thomas, H. Guyomard, J. Soussana (2015): A social–ecological approach to managing multiple agro-ecosystem services, *Current Opinion in Environmental Sustainability*, Vol. 14, 68-75.
- Marta-Pedroso C., L. Laporta, I. Gama, T. Domingos (2018): Economic valuation and mapping of Ecosystem Services in the context of protected area management, *One Ecosystem* 3: e26722,
- Maes, J., Teller, A., Erhard, M., Conde, S., Vallecillo Rodriguez, S., Barredo Cano, J.I., Paracchini, M., Malak, D.A., Trombetti, M., Vigiak, O., Zulian, G., Addamo, A., Grizzetti, B., Somma, F., Hagyo, A., Vogt, P., Polce, C., Jones, A., Carré, A. and Hauser, R. (2021): EU Ecosystem Assessment, EUR 30599 EN, Publications Office of the European Union, Luxembourg.
- Munang R., I. Thiaw, K. Alverson, J. Liu and Z. Han (2013): The role of ecosystem services in climate change adaptation and disaster risk reduction, *Current Opinion in Environmental Sustainability*, 5:47–52.
- MEA (2005): Millennium Ecosystem Assessment, Ecosystems and Human Well-being, Island Press, Washington, DC.
- Mykhailova L., N Stoyanets, A Mykhailov, T Kharchenko, H Bachev (2018): Sustainable development of the Ukrainian agrarian sector: perspectives and challenges, *Problems and Perspectives in Management*, 16, 3, 28-39.
- North, D. (1990). *Institutions, Institutional Change and Economic Performance*. Cambridge: Cambridge University Press.
- Novikova A., L. Rocchi, V. Vitunskienė (2017): Assessing the benefit of the agroecosystem services: Lithuanian preferences using a latent class approach, *Land Use Policy*, Vol. 68, 277-286.
- Nunes P., P. Kumar, T. Dedeurwaerdere (2014): *Handbook on the Economics of Ecosystem Services and Biodiversity*, Edward Elgar, Cheltenham.
- Ostrom E. (1990): *Governing the Commons. The Evolution of Institutions for Collective Action.*, Cambridge University Press.
- Petteri V., D. D’Amato, M. Forsius, P. Angelstam, C. Baessler, P. Balvanera, B. Boldgiv, P. Bourgeron, J. Dick, R. Kanka, S. Klotz, M. Maass, V. Melecis, P. Petrik, H. Shibata, J. Tang, J. Thompson and S. Zacharias (2013): Using long-term ecosystem service and biodiversity data to study the impacts and adaptation options in response to climate change: insights from the globalILTER sites network, *Current Opinion in Environmental Sustainability* 2013, 5:53–66.
- Power, A. (2010): Ecosystem services and agriculture: Tradeoffs and synergies. *Philos. Trans. R. Soc. Lond. B Biol. Sci.* 365, 2959–2971.

- Furuboth, E. & Richter, R. (1998). *Institutions and Economic Theory: The Contribution of the New Institutional Economics*. Ann Arbor: The University of Michigan Press.
- Scholes R, B. Reyers, R. Biggs, M. Spierenburg and A. Duriappah (2013): Multi-scale and cross-scale assessments of social–ecological systems and their ecosystem services, *Current Opinion in Environmental Sustainability*, 5:16–25.
- Sauvenier, X., Valekx, J., Van Cauwenbergh, N., Wauters, E., Bachev, H., Biala, K., Biielders, C., Brouckaert, V., Garcia-Cidad, V., Goyens, S., Hermy, M., Mathijs, E., Muys, B., Vanclooster, M., & Peeters, A. (2005). *Framework for Assessing Sustainability Levels in Belgium Agricultural Systems – SAFE*. Final Report. Brussels: Belgium Science Policy.
- Todorova K. (2017): Adoption of ecosystem-based measures in farmlands – new opportunities for flood risk management, *Trakia Journal of Sciences*, Vol. 15, 1, 152-157.
- Tsiafouli M., E. Drakou, A. Orgiazzi, K. Hedlund and K. Ritz (2017): Optimizing the Delivery of Multiple Ecosystem Goods and Services in Agricultural Systems, *Frontiers in Ecology and Evolution*, vol.5, art. 9715
- UN (2005). *The Millennium Development Goals Report*. United Nations, New York.
- Van Oudenhoven, A. (2020): Quantifying the effects of management on ecosystem services, <https://www.wur.nl/en/show/Quantifying-the-effects-of-management-on-ecosystem-services.htm>
- Wang S., B. Fu, Y. Wei, C. Lyle (2013): Ecosystem services management: an integrated approach, *Current Opinion in Environmental Sustainability*, 5:11–15.
- Williamson, O. (1996). *The Mechanisms of Governance*. New York: Oxford University Press.
- Wood S., D. Karp, F. DeClerck, C. Kremen, S. Naeem, C. Palm (2015): Functional traits in agriculture: agrobiodiversity and ecosystem services, *Trends in Ecology & Evolution*, 1–9.
- Zhan J. (Editor) (2015): *Impacts of Land-use Change on Ecosystem Services*, Springer.
- Башев Х. (2009): Управление на услугите на агро-екосистемите, *Икономика и управление на селското стопанство* No 6, 3-20.
- Башев Х. (2012): Ефективност на фермите и аграрните организации, *Икономическа мисъл*, бр. 4, 46-77.
- Башев Х. (2014): Екоуправление в селското стопанство, *Икономическа мисъл*, бр.1, 29-55.
- Башев Х. (2015): Подход за оценка на устойчивостта на земеделските стопанства, сп.*Икономика и управление на селското стопанство*, 3, 12-36.
- Башев Х. (2018): Въздействие На Пазарните, Частните, Колективните И Хибридни Форми На Управление Върху Аграрната Устойчивост В България, *Икономика* 21 8 (2), 131-176.
- Башев Х., Б. Иванов, Д. Тотева (2019): Оценка на устойчивостта на основните подотрасли на българското селско стопанство, *Икономика и управление на селското стопанство*, 2, 34-50.
- Башев Х., Б. Иванов, Д. Тотева (2019): Оценка на социално-икономическата и екологична устойчивост на аграрните екосистеми в България, *Икономическа мисъл*, бр.2, 33-56.
- Башев Х., Б. Иванов, Д. Митова, П. Маринов, К. Тодорова, А. Митов (2020): ПОДХОД ЗА ОЦЕНКА НА УПРАВЛЕНИЕТО НА УСЛУГИТЕ НА АГРОЕКОСИСТЕМИТЕ В БЪЛГАРИЯ, ИАИ – София.
- Башев Х. (2020): ПОДХОД ЗА АНАЛИЗ И УСЪВЪРШЕНСТВАНЕ НА УПРАВЛЕНИЕТО НА УСЛУГИТЕ НА АГРО-ЕКОСИСТЕМИТЕ, *Икономика и управление на селското стопанство*, бр. 3, 27-48.
- Башев Х. (2020): ДЕФИНИРАНЕ, АНАЛИЗИРАНЕ И УСЪВЪРШЕНСТВАНЕ НА УПРАВЛЕНИЕТО НА УСЛУГИТЕ НА АГРО-ЕКОСИСТЕМИТЕ, *Икономическа мисъл*, бр. 4, 3-30.
- Башев Х., Б. Иванов, Д. Митова, И. Боевски, П. Маринов, А. Саров, Д. Цвяткова, К. Костенаров, Д. Ванев (2021): МЕХАНИЗМИ И ФОРМИ НА УПРАВЛЕНИЕ НА АГРОЕКОСИСТЕМНИТЕ УСЛУГИ В БЪЛГАРИЯ, ИАИ.

- ИАОС (2020): Екосистеми и екосистемни услуги, Изпълнителната агенция по околна среда (ИАОС).
- Йорданов Я., Д. Михалев, В. Василев, С. Братанова- Дончева, К. Гочева, Н. Чипев (2017): Методика за оценка и картиране на състоянието на земеделските екосистеми и техните услуги в България, ИАОС.
- Казакова Я. (2016): Земеделие с висока природна стойност (обучение, иновации, знания), УНСС.
- Недков С. (2016): КОНЦЕПЦИЯ ЗА Екосистемни услуги, Презентация, работна среща 31 май 2016г.
- Николов С. (2018): Екосистемни услуги и тяхното оценяване – кратък преглед, *Journal of the Bulgarian Geographical Society*, Volume 39, 51–54.
- Тодорова К. (2017): Управление на риска от наводнения чрез екосистемни услуги от земеделските стопанства, Дисертация, УНСС, WWF (2019): Екосистемите и техните „услуги”, WWF.
- Чипев Н., Св. Братанова - Дончева, К. Гочева, М. Жиянски, М. Мондешка, Я. Йорданов, И. Апостолова, Д. Сопотлиева, Н. Велев, Е. Рафаилова, Й. Узунов, В. Карамфилов, Радка Фикова, Ст. Вергиев (2017): Методологична рамка за оценка и картиране на състоянието на екосистемите и екосистемните услуги в България ръководство за мониторинг на състоянието и развитието на екосистемите и екосистемните услуги, ИАОС.