



Munich Personal RePEc Archive

Methods and procedurs of agro based industry of Tharparkar and barrage area of Sindh

Gobind M. Herani

University of sindh

5. April 2002

Online at <http://mpa.ub.uni-muenchen.de/16391/>

MPRA Paper No. 16391, posted 22. July 2009 05:38 UTC

METHODS AND PROCEDURES OF AGRO BASED INDUSTRY OF THARPARKAR AND BARRAGE AREA OF SINDH

Gobind M. Herani
Khadam Ali Shah Bukhari Institute of Technology

Abstract

This study is about research methodology and procedures adopted for the primary data of agro-based industry of Tharparkar and barrage area of Sindh, and seventh chapter of the thesis of Ph.D submitted in 2002. In this study detail of the consolidated data about the sample characteristics of this random sample survey are being given, collected through questionnaire, by poll questions about agro-based industry, and are analyzed by tabulation and charts. This data is primarily and is first ever study of Tharparkar on the subject. In giving the random sample characteristics, every attempt was made to give almost necessary information about the village farmers of the defined area out of which sampling was done. It is concluded from the study that in Thar livestock is sustainable source of income at first level and rangeland is at second level and crops are at third level. In barrage area crops are sustainable source of income at first level livestock is at second level and rangeland is at third level this study will help to policy makers for further planning.

Keywords: Methods and Procedures; Agro-Based Industry; Livestock; Rangeland Plantation; Tharparkar; Sample; Survey

JEL Classification: B41;C81;C83;D13;D18;D24;D31;P17;P47;P;QQ51;Q56

CHAPTER-VII

METHODS AND PROCEDURES

I. Research Methodology

Data was collected to achieve the result for the purpose, scope and hypothesis of this study. For the collection of data, there are two types of references and source, primary and secondary.

A. Primary source

The methods for conducting inquiries, in order to collect primary data of agro-based industry, can be of three types:

- i). Case Study Method,
- ii). Statistical Method and
- iii). Sample Survey Method.

This study is based upon the random samples survey method and collected data is tabulated in tables and analyzed for the defined purpose covering the period 1988-2000 and it is described as below:

The Sample

The primary data, for Tharparkar, was compiled through questionnaires filled in by 1771 families from 30 villages of Thar District, which consists of 2350 villages (1) with the population of 9,14,291 and covered area 19,638 Sq. KM. (2)

The whole Thar is sandy with dunes, therefore, traveling for the purpose of collecting data, of any sort, is really very difficult. While selecting the villages for survey, the villages of typical nature were marked in order to get complete information about the whole District.

At the same time, the primary data, for barrage area of Sindh was compiled through questionnaires filled in by 1985 families from 30 villages of this area of Sindh Province. It is Province of Pakistan, with the population of about 15.3 million in rural area and 14.6 million in urban area. (3)

The whole barrage area of Sindh is mostly flat, therefore, traveling for the purpose of collecting data, of any sort, is much better than Thar. While selecting the villages for survey, the villages of typical nature were marked in order to get complete information about the whole barrage area of Sindh.

In this connection it is worth mentioning here that in order to collect the data on the prescribed questionnaire, it was compelling need to stay in each village for many days. In order to get the questionnaire, meetings with the persons in a chosen village was a difficult task. Therefore, cooperation of reputed personalities of the area was sought. The job was also difficult in the sense that the villagers hesitate to cooperate with strangers. (4)

The purpose of personally collecting and getting the questionnaire filled in required explanation. The questionnaire was in English; therefore, farmers were called in-groups. The contents of the questionnaire were translated for them in Sindhi and Thari languages and their questions were answered. Thus it was possible to collect the questionnaire then and there. (5)

Since the basic idea for selecting the topics of this study was based on random sampling in which every person was included as a sample. In this way the opinion of labors of defined area could be determined as an alternate to an already completed count of population. (6)

A Comparative Study of Agro-based Industry of Tharparkar with Canal Barrage Area Sindh (1988-2000), Suggested Techniques Leading to an Industrial Economy, PhD Theses, Department of Economics, University of Sindh, Jamshoro, April, 2002, Chapter-7. By: Gobind M. Herani

B. Secondary Source

The Secondary data was collected through different sources such as: Libraries, Newspapers, Magazines, Thesis, Census Reports, Addresses delivered by Govt. officials, Press Releases, SAZDA, Thar Seminar, literature of TRDP, Thardeep, Baanh-beli and PVDP working in Tharparkar. It was also collected by: websites of Government of Sindh and Thar, Grameen Bank of Bangladesh, Rural development studies, data collected by NGOs and Studies of foreign origin such as: similar studies of Denmark, Somalia Indian Gujarat and Indian Thar of Rajasthan.

Non-availability of data, on the one hand, and the accuracy of available data, on the other hand, was the major problem in the collection of secondary/published data, on agro-based industries. The example of such a data under this head was:

- i). Improvement of live stock,
- ii). Selection of fodder,
- ii). New sources for fodder purpose,
- iv). Search for markets,
- v). Knowledge of middle-men,
- vi). Local catalyst bodies and their work,
- vi). Number of villagers engaged in farming and other jobs
- vii). Total animal population at present.

II. Background Characteristics

The consolidated data about the sample characteristic of this random sample survey study are being given as under. In giving the random sample characteristics, every attempt was made to give almost necessary information about the village farmers of the defined area out of which sampling was done.

The method of measuring attitudes are quite different from survey research method to understand public opinion. (7) In sharp distinction to the open end questions, adapted the poll questionnaire, which is mainly used in collecting the information of this type, where a single question with fixed response were provided to the respondents. (8)

Through the questionnaire the attitudes and background characteristics of village farmers could also be ascertained and suggestions prepared to solve the existing problems.

The main headings of the Poll-questions in the questionnaire, with fixed responses were as under:

- i). View on the present state of agro-based industry
- ii). The types of existing agro-based industries
- iii). Live stock
- iv). Dairy products
- v). Crops/Agriculture
- vi). Non-crop/Rangeland
- vii). Ownership of land and agriculture
- viii). Choice of work
- ix). Remittance economy
- xii). Debt status
- xiii). Poultry farming
- iv). Fish farming
- xv). Mills

III. The Questionnaire:(For Tharparkar and Barrage Areas of Sindh)

Poll Questions:

Views on Present State of Agrobased Industry

1. Regarding dependency by employment.

You are in favour of which of the following?

Specific Questions.

A. Do you depend upon agro-based industry, which employs the majority of villagers and it is labour oriented?

B. Do you meet your needs without agro-based industry, by other employment, which are more labour oriented?

TABLE-7.1 REGARDING DEPENDANCY BY EMPLOYMENT.

Answer in favor of	THAR		BARRAGE SINDH	
	Responded	%	Responded	%
A	1435	81	1310	66
B	0336	19	0675	34
Total Families	1771	100	1985	100

	THAR	SINDH
DEPENDANCY BY MPLOYMENT		
A%	81	66
B%	19	34

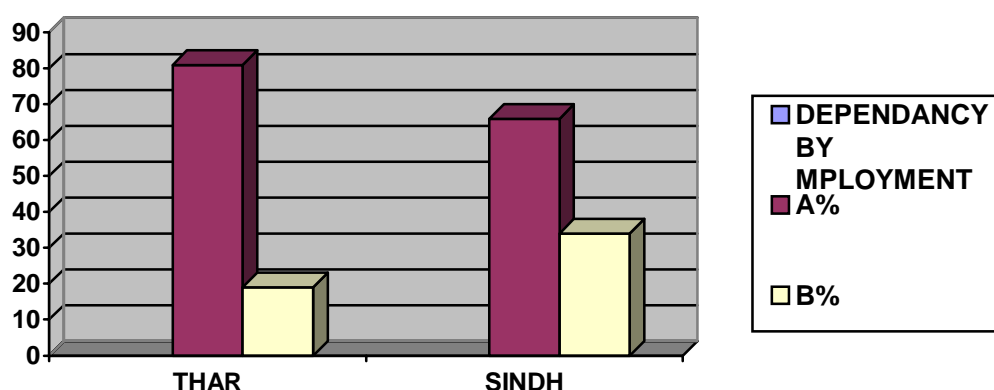


Chart- 7.1

Analysis for Tharparkar

This table indicates the dependency of employment, 81 % of the total families depend upon agro based industry that employs majority of villagers and is labour oriented and 19 % families say that they depend upon other labour oriented work not concerned to agro-based industry.

Analysis for Barrage Area Sindh

This table indicates the dependency of employment, 66 % of the total families depend upon agro based industry that employs majority of villagers and is labour oriented, and 34 % families say that they depend upon other labour oriented work not concerned to agro-based industry.

2. Regarding attitude of labour towards agro-based industry

You are in favour of which of the following two opinions

Specific Questions

A.To run agro based industry is easy for the labour

B. To do other work which is at this time available over there and is easy and profitable.

TABLE-7.2 REGARDING ATTITUDE OF LABOUR TOWARDS AGRO-BASED INDUSTRY

Answer in favour of	THAR		BARRAGE SINDH	
	Responded	%	Responded	%
A	1682	95	1330	67
B	0089	05	0655	33
Total Families	1771	100	1985	100

Analysis for Tharparkar

This table shows the attitude of labour towards agro-based industry. According to total responses, 67 % families say that to run agro-based industry for them is easy in connection of interest and labour work. Other 33 % families say that other work, which is available over there at this time is easy to do and profitable.

Analysis for Barrage Area Sindh

This table shows the attitude of labour towards agro-based industry. According total, response 95 % families say that to run agro-based industry for them is easy in connection of interest and labour work. Other 5 % families say that other work, which is available over there at this time is easy to do and profitable.

	THAR	SINDH
ATTITUDE TO AGRO BASED		
A%	95	67
B%	05	33

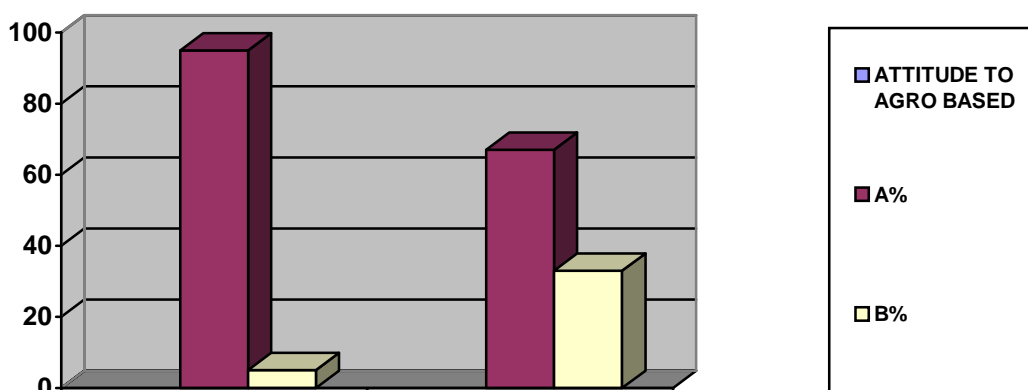


Chart- 7.2

Types of Agro Based-Industry

3. Regarding sustainability for meeting needs about agro-based industry
You are in favour of which of the following?

Specific Questions

- A. Live stock is more sustainable
- B. Dairy product is more sustainable.
- C. Crops (Agricultural sown crop) are more sustainable.
- D. Non -Crops (Natural vegetation) are more sustainable.

TABLE -7.3 REGARDING SUSTAINABILITY FOR MEETING NEEDS ABOUT AGRO-BASED INDUSTRY

Answer in favour of	THAR		BARRAGE SINDH	
	Responded	%	Responded	%
A	1629	92	1608	81
B	0443	25	0794	40
C	0691	39	1409	71
D	0145	08	0397	20
Total Families	1771	100	1985	100

	THAR	SINDH
SUSTAINABILITY		
Answer in favour of		
A%	92	81
B%	25	40
C%	39	71
D%	08	20

A Comparative Study of Agro-based Industry of Tharparkar with Canal Barrage Area Sindh (1988-2000), Suggested Techniques Leading to an Industrial Economy, PhD Theses, Department of Economics, University of Sindh, Jamshoro, April, 2002, Chapter-7. By: Gobind M. Herani

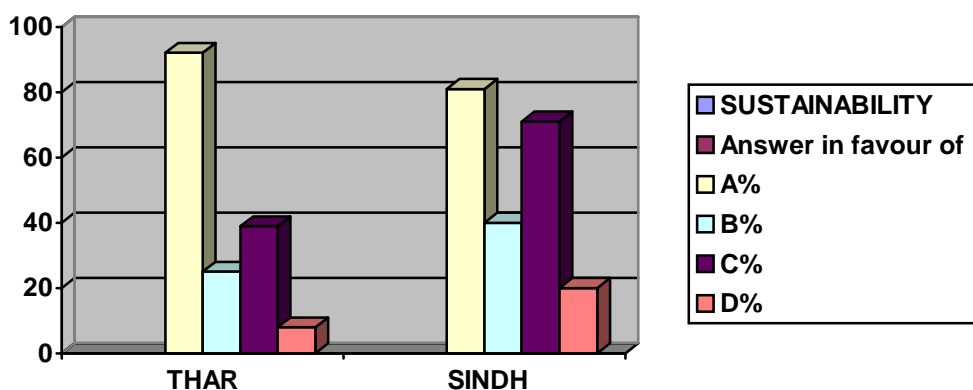


Chart-7.3

Analysis for Tharparkar

This table shows the sustainability of agro-based industry for the purpose of meeting needs, 92 % families say that livestock is more sustainable for the purpose. 25 % say that dairy products are more sustainable, 39% say that crops are more sustainable, and 82 % say that non-crops are more sustainable.

Analysis for Barrage Area Sindh

This table shows the sustainability of agro-based industry for the purpose of meeting needs, 81 % families say that livestock is more sustainable for the purpose. 40 % say that dairy products are more sustainable, 71 % say that crops are more sustainable, and 20 % say that non-crops are more sustainable.

Livestock

4. Regarding attitude towards the livestock.

Which of the following, do you want to keep with you, for income generating purpose?

Specific Questions

- A. Buffalos B. Cows C. Goats D. Sheep E. Camels F. Donkeys G. Horses

TABLE-7.4 REGARDING ATTITUDE TOWARDS THE LIVESTOCK

Answer in favour of	THAR		BARRAGE SINDH	
	Responded	%	Responded	%
A. Buffalos	0086	05	1131	57
B. Cows	0372	21	0417	21
C. Goat	1682	95	1548	78
D. Sheep	0161	91	0010	00.5
E. Camels	0886	50	0000	00
F. Donkey	0886	50	0179	09
G. Horse	0018	01	0000	00
Total Families	1771	100	1985	100

	THAR	SINDH
ATTITUDE TOWARDS THE LIVESTOCK		
A. Buffalos%	05	57
B. Cows %	21	21
C. Goat%	95	78
D. Sheep %	91	00.5
E. Camels%	50	00
F. Donkey%	50	09
G. Horse%	01	00

A Comparative Study of Agro-based Industry of Tharparkar with Canal Barrage Area Sindh (1988-2000), Suggested Techniques Leading to an Industrial Economy, PhD Theses, Department of Economics, University of Sindh, Jamshoro, April, 2002, Chapter-7. By: Gobind M. Herani

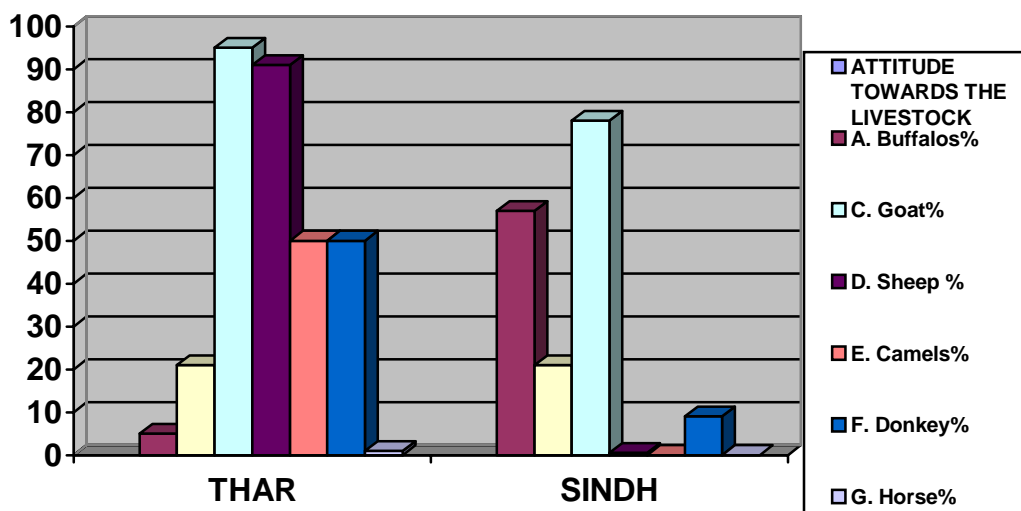


Chart-7.4
Analysis for Tharparkar

This table is about the attitude towards the livestock, which they want to keep with them for the purpose of income generating? In response the following % is in favour of livestock, for buffalos 5 %, for cows 21 %, for goats 95 %, for sheep 91 %, for camels 50 %, for donkeys 50 % and for horse 1 %.

Analysis for Barrage Area Sindh

This table is about the attitude towards the livestock, which they want to keep with them for the purpose of income generating? In response the following % is in favour of livestock, for buffalos 57 %, for cows 21 %, for goats 78 %, for sheep 0.5 %, for camels 0 %, for donkeys 9 % and for horse 0 %.

5. Regarding Cows

You are in favour of which of the following questions?

Specific Questions

- A. Cows are use full for the purpose of milk for home use only , but not for income generating purpose in drought conditions.
- B. Cows are usefull for the purpose of income generation by itself selling
- C. Cows are usefull for the purpose of income generating by selling its dairy produce
- D. Cow are usefull for the purpose of income generating by it self and through dairy products only in moonsonal year but not in famine and drought.

TABLE -7.5 REGARDING COWS

Answer in favour of	THAR		BARRAGE SINDH	
	Responded	%	Responded	%
A	0151	100	0298	15
B	1280	85	1310	66
C	0165	15	0615	31
D	100	100	0079	04
Total Families	1771	100	1985	100

Analysis for Tharparkar

This table shows that 100 % families say that cows are useful for the purpose of milk for home use only, but not for income generation purpose especially in drought conditions. 85 % families say that cows are useful
A Comparative Study of Agro-based Industry of Tharparkar with Canal Barrage Area Sindh (1988-2000), Suggested Techniques Leading to an Industrial Economy, PhD Theses, Department of Economics, University of Sindh, Jamshoro, April, 2002, Chapter-7. By: Gobind M. Herani

for the purpose of income generation by itself selling. 15 % say that cows are useful for the purpose of income generation by selling dairy products and 100 % families say that cows are useful for the purpose of income generation by itself and through dairy products only in good monsoon year but not in the year of drought.

	THAR	SINDH
REGARDING COWS		
A%	100	15
B%	85	66
C%	15	31
D%	100	04

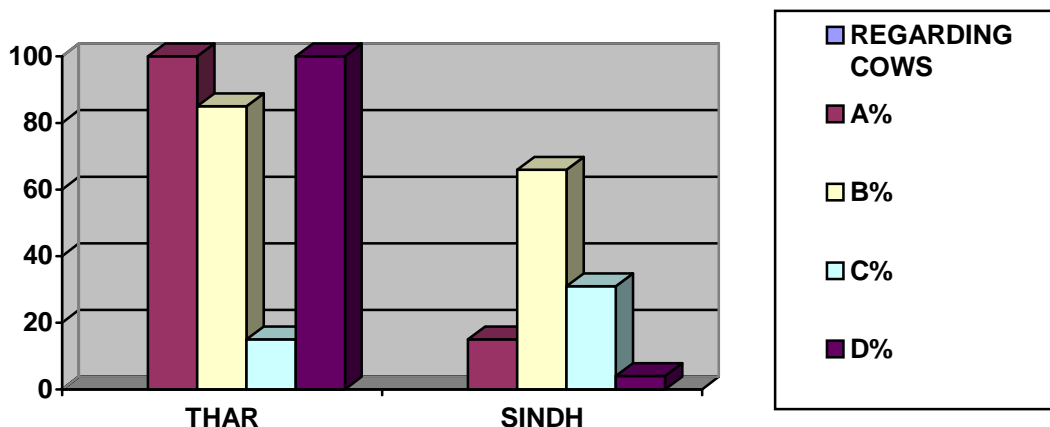


Chart-7.5

Analysis for Barrage Area Sindh

This table shows that 15 % families say that cows are useful for the purpose of milks for home use only, but not for income generation purpose in drought conditions. 66 % families say that cows are useful for the purpose of income generation by itself selling. 31 % says that cows are useful for the purpose of income generation by selling dairy products and 4 % families say that cows are useful for the purpose of income generation by itself and through dairy products only in good monsoon year but not in the year of drought.

6. Regarding buffalos.

You are in favour of which of the following?

Specific Questions

- A. Buffalos are better for milk for the use at home and meet its own expenditure by its production.
- B. They are expensive because of fodder and water drinking which is not available easily.
- C. They are useful only for rich people but not for poor because of their high cost and high fodder expenses
- D. They are useful but there is no market of milk.
- E. It is difficult for poor to have them for the purpose of income generation, because of high cost and their inability.
- F. Buffalos are income generating in all conditions in every respect.

TABLE -7.6 REGARDING BUFFALOS.

Answer in favour of	THAR		BARRAGE SINDH	
	Responded	%	Responded	%
A	1682	95	0139	07
B	1523	86	0516	26
C	1771	100	1151	58

A Comparative Study of Agro-based Industry of Tharparkar with Canal Barrage Area Sindh (1988-2000), Suggested Techniques Leading to an Industrial Economy, PhD Theses, Department of Economics, University of Sindh, Jamshoro, April, 2002, Chapter-7. By: Gobind M. Herani

D	1541	87	0036	27
E	1771	100	1177	77
F	1718	97	1945	98

	THAR	SINDH
REGARDING BUFFALOS		
A%	95	07
B%	86	26
C%	100	58
D%	87	27
E%	100	77
F%	97	98

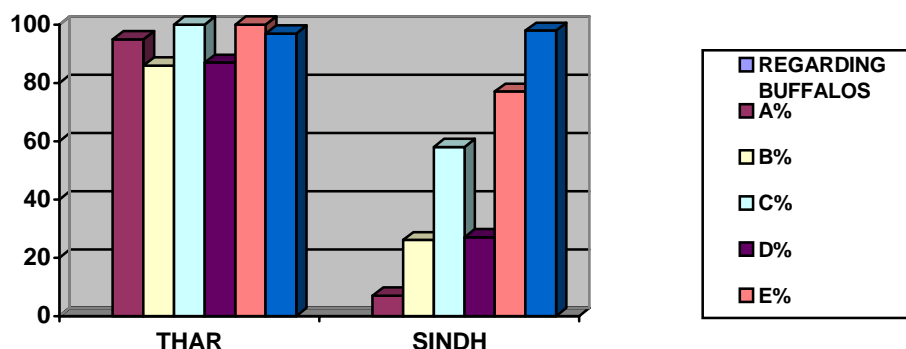


Chart-7.6

Analysis for Tharparkar

This table is about buffaloes, according to, which 95 % families say that buffaloes are better for milk, for the use at home, and meet its own fodder expenditure by its production. 87 % families say that these are useful but there is no market of milk over there. 100 % families say that these are useful for only rich people but not for poor because of high cost and high fodder cost. 86 % families say these are expensive because of fodder and water drinking which is not available easily in Tharparkar. 100 % families say that it is difficult to buy for poor people, for the purpose of income generation, because of, their high cost and high fodder cost, which they cannot afford. 97 families say buffaloes are income generating in all conditions in every respect

Analysis for Barrage Area Sindh

This table is about buffaloes, according to, which 07 % families say that buffaloes are better for milk, for the use at home, and meet its own fodder expenditure by its production. 26 % families say that these are useful but there is no market of milk over there. 58 % families say that these are useful for only rich people but not for poor because of high cost and high fodder cost. 27 % families say these are expensive because of fodder and water drinking which is not available easily in Tharparkar. 77 % families say that it is difficult to buy for poor people, for the purpose of income generation, because of, their high cost and high fodder cost, which they cannot afford. 98 families say buffaloes are income generating in all conditions in every respect

7. Regarding goats.

You are in favour of which of the following?

Specific Questions

- Goats are useful for only milk to meet the home needs of nutrition.
- Goats are useful for the purpose of income generation by its self selling.
- They are easy to buy and they sell it, thinking the small item of the production at the time of urgent need.

D. They are not so expensive, comparatively, that is why all people can have it easily even its growth rate is twice a year and can live on natural environmental fodder, in famine conditions.

TABLE -7.7 REGARDING GOATS

Answer in favour of	THAR		BARRAGE SINDH	
	Responded	%	Responded	%
A	1771	100	0755	38
B	1771	100	1965	99
C	1771	100	1965	99
D	1523	86	1985	100
Total Families	1771	100	1985	100

	THAR	SINDH
REGARDING GOATS		
A%	100	38
B%	100	99
C%	100	99
D%	86	100

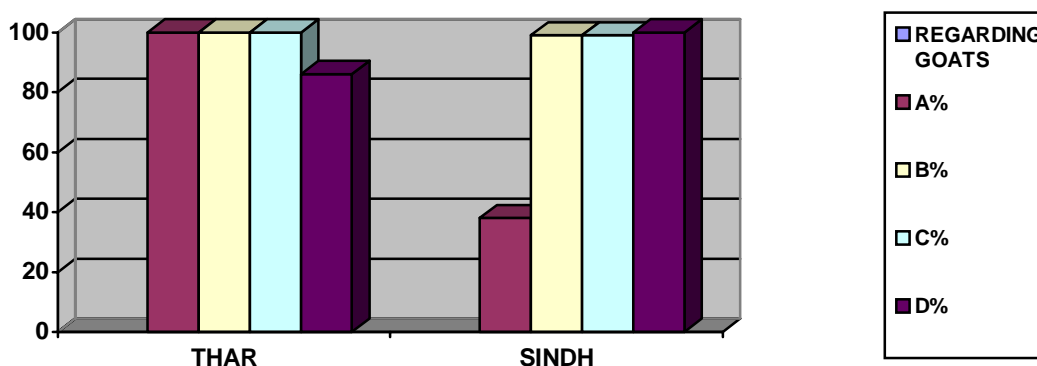


Chart-7.7

Analysis for Tharparkar

It is regarding goats, 100 % families who responded; say that goats are useful for only milk to meet the needs for nutrition purpose. 100 % families say goats are useful for the purpose of income generation by its self selling and selling its kids, dairy products. 100 % families say that goats are easy to buy and sell, thinking it the small item of production at time of urgent need. 86 % say goats are not expensive, that is why every one can have it easily and its growth rate is twice a year and can live on natural environment fodder in drought conditions too.

Analysis for Barrage Area Sindh

It is regarding goats, 38 % families who responded, say that goats are useful for only milk to meet the needs for nutrition purpose. 99 % families say goats are useful for the purpose of income generation by its self selling and selling its kids, dairy products. 99 % families say that goats are easy to buy and sell, thinking it the small item of production at time of urgent need. 100 % say goats are not expensive, that is why every people can have it easily and its growth rate is twice a year and can live on natural environment fodder in drought conditions too.

8. Regarding sheep.

You are in favour of which of the following:?

Specific Questions

A. They are usefull for only milk to met the home needs of nutrition.

- B. They are useful for the purpose of income generation by its self selling and selling its dairy products.
- C. They are easy to buy and they sell it, thinking the small item of production at the time of urgent need.
- D. They are not so expensive, comparatively, that is why all people can have it easily even its growth rate is twice a year and can live on natural environmental fodder, in famine conditions.

TABLE -7.8 REGARDING SHEEP.

Answer in favour	THAR		BARRAGE SINDH	
	Responded	%	Responded	%
A	14.88	84	0060	03
B	1771	100	1846	93
C	100	100	1965	99
D	1257	71	1370	69
Total Families	1771	100	1985	100

REGARDING SHEEP	THAR	SINDH
A%	84	03
B%	100	93
C%	100	99
D%	71	69

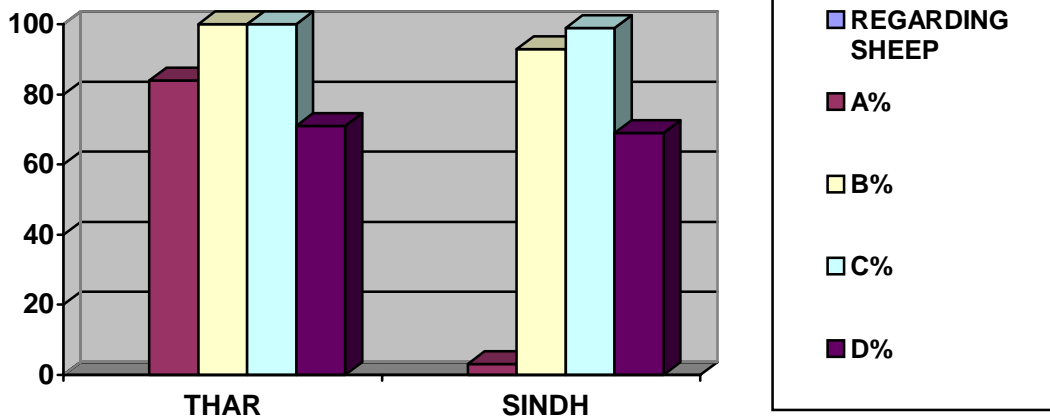


Chart-7.8

Analysis for Tharparkar

This table is regarding sheep. In it 84 % families say that sheep is useful for their milk for family to meet the needs for nutrition. 100 % families say that sheep is useful for the purpose of income generation by itself selling and selling its products like wool, milk and kids. 100 % families say that sheep are easy to buy and sell, thinking the small item of production at the time of urgent need. 71 % families say that sheep are not expensive, comparatively, that is why every people can have it easily and its, growth rate is twice a year and can live on natural environment fodder in famine condition too.

Analysis for Barrage Area Sindh

This table is regarding sheep. In it 3 % families say that sheep is useful for their milk for family to meet the needs for nutrition. 93 % families say that sheep are useful for the purpose of income generation by itself selling and selling its products like wool, milk and kids. 99 % families say that sheep is easy to buy and sell, thinking the small item of production at the time of urgent need. 69 % families say that sheep are not expensive, comparatively, that is why every people can have it easily and its, growth rate is twice a year and can live on natural environment fodder in famine condition too.

9. Regarding Camels.

A Comparative Study of Agro-based Industry of Tharparkar with Canal Barrage Area Sindh (1988-2000), Suggested Techniques Leading to an Industrial Economy, PhD Theses, Department of Economics, University of Sindh, Jamshoro, April, 2002, Chapter-7. By: Gobind M. Herani

You are in favour of which of the following?

Specific Questions

- A. They are cheap to rear and buy for every one.
- B. Female is more income generating by giving kids.
- C. For income generating it helps in ploughing which is not sure and it gives loss.
- D. It demands too much fodder in famine due to, which it is expensive.

TABLE -7.9 REGARDING CAMELS

Answer in favour of	THAR		BARRAGE SINDH	
	Responded	%	Responded	%
A	0018	01	0078	04
B	0336	19	0536	27
C	0161	91	0258	13
D	1346	76	0179	09
Total Families	1771	100	1985	100

	THAR	SINDH
REGARDING CAMELS		
A%	01	04
B%	19	27
C%	91	13
D%	76	09

Analysis for Tharparkar

This table is regarding to camels and in it 1- % families say camels are cheap to rear and buy for every one. 19% % families say female is more income generating by giving kids. 91% families say, for the income generating purpose, it helps in, ploughing, which is not sure and it giving loss. 76% families say it wants too much fodder in drought due to this it is expensive.

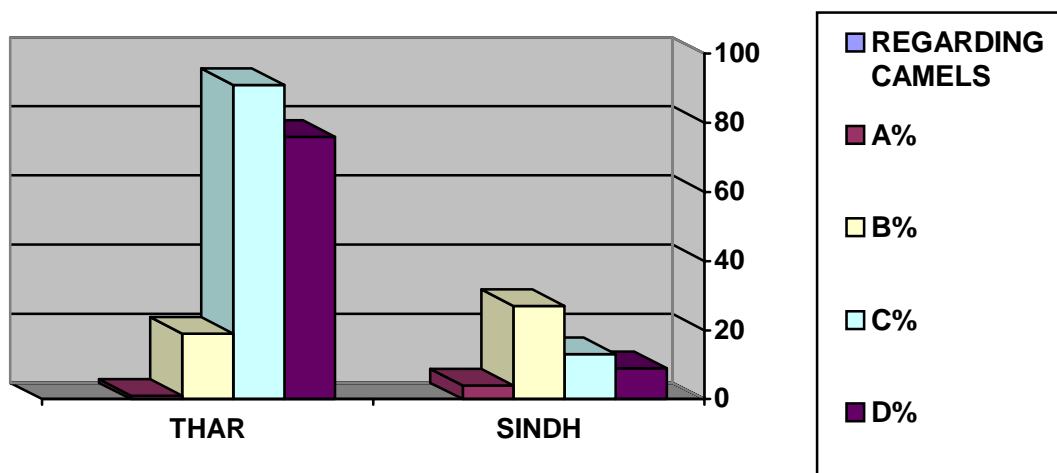


Chart-7.9

Analysis for Barrage Area Sindh

This table is regarding to camels and in it 4 % families say camels are cheap to rear and buy for every one. 27 % families say female is more income generating by giving kids. 13 % families say, for income generating purpose, it helps in, ploughing, which is not sure and it giving loss. 9 % families say that, it wants, too much fodder in drought due to this, it is expensive.

10. Regarding horse.

You are in favour of which of the following?

Specific Questions

- A. They are cheap to buy and rare.
- B. Female is more income generating by giving kids
- C. For income generating it helps in farming, which is not confirming job in the area.
- D. They demand too much fodder and are very expensive to keep only for riding and transportation of goods only.

TABLE-7.10 REGARDING HORSE

Answer in favour of	THAR		BARRAGE SINDH	
	Responded	%	Responded	%
A	0000	00	0000	00
B	0000	00	0000	00
C	1771	100	0000	00
D	1771	100	1985	100
Total Families	1771	100	1985	100

REGARDING HORSE	THAR	SINDH
A%	00	00
B%	00	00
C%	100	00
D%	100	100

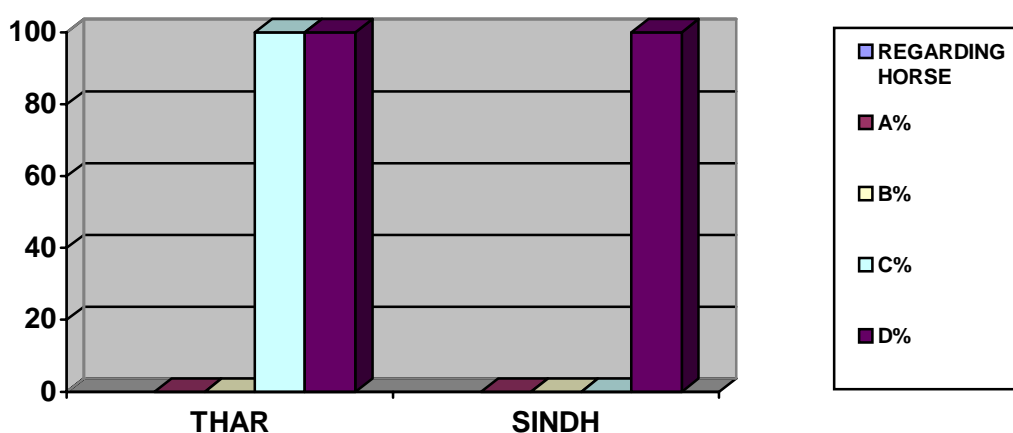


Chart-7.10

Analysis for Tharparkar

This table is regarding horse. In it no body is in favour of that, the horses are cheap to buy and rear. No body is saying that female horse is more income generating by giving kids. 100% % families say it is good for income generating, it also helps in farming, which is not a confirm job/ activity in the Tharparkar area. 100 % families say they require too much fodder and are too much expensive to keep for riding, and carrying loads only.

Analysis for Barrage Area Sindh

This table is regarding horse. In it no body is in favour of the horses are cheap to buy and rear. No body is saying that female is more income generating by giving kids. 0 % families say for income generating, it helps in farming which, which is not confirm job in the Barrage areas 100 % families say they want too much fodder and are too much expensive to keep for riding and carrying loads only.

11. Regarding donkeys.

You are in favour of which of the following?

Specific Questions

- A. They are cheap to buy and rare.
B. They are income generating for labour work, farming, carrying loads, and are too cheap to look after.

TABLE -7.11 REGARDING DONKEYS

Answer in favour of	THAR		BARRAGE SINDH	
	Responded	%	Responded	%
A	1771	100	1925	97
B	1682	95	1985	100
Total Families	1771	100	1985	100

	THAR	SINDH
REGARDING DONKEYS		
A%	100	97
B%	95	100

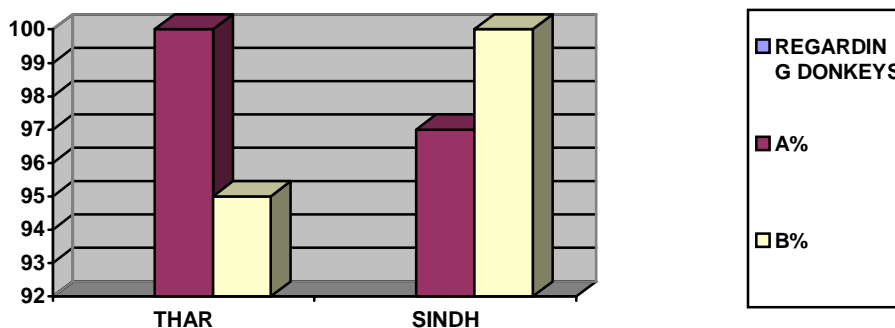


Chart-7.11

Analysis for Tharparkar

This table is regarding donkeys. In it 100 % families say donkeys are cheap to buy and rear. 95% say donkeys are income generating as they are good for the labour work, such as transportation for goods and are too cheap to look after.

Analysis for Barrage Area Sindh

This table is regarding donkeys. In it 97 % families say donkeys are cheap to buy and rear. 100 % say donkeys are income generating as they are good for the labour work, such as transportation for goods and are too cheap to look after.

12. Regarding livestock for better income generation.

If there are enough trees and the shrubs in the area, then, which of the following livestock will be better for income generating?

Specific Questions

- A. Buffalos B. Cows C. Goats D. Sheep E. Camels F. Donkeys G. Horses

TABLE -7.12 REGARDING LLIVESTOCK FOR BETTER INCOME GENERATION

Answer in favour of	THAR		BARRAGE SINDH	
	Responded	%	Responded	%
A. Buffalos	0089	05	0913	46
B. Cows	0159	09	0615	31
C. Goats	0153	99	1866	94
D. Sheep	1682	95	0774	39
E. Camels.	1700	96	1965	99

A Comparative Study of Agro-based Industry of Tharparkar with Canal Barrage Area Sindh (1988-2000), Suggested Techniques Leading to an Industrial Economy, PhD Theses, Department of Economics, University of Sindh, Jamshoro, April, 2002, Chapter-7. By: Gobind M. Herani

F. Donkeys	1771	100	0913	46
G. Horse	0018	01	0000	00
Total Families	1771	100	1985	100
	THAR		SINDH	
<u>Livestock</u>				
A. Buffalos	05		46	
B. Cows%	09		31	
C. Goats%	99		94	
D. Sheep%	95		39	
E. Camels. %	96		99	
F. Donkeys%	100		46	
E. Horse%	01		00	

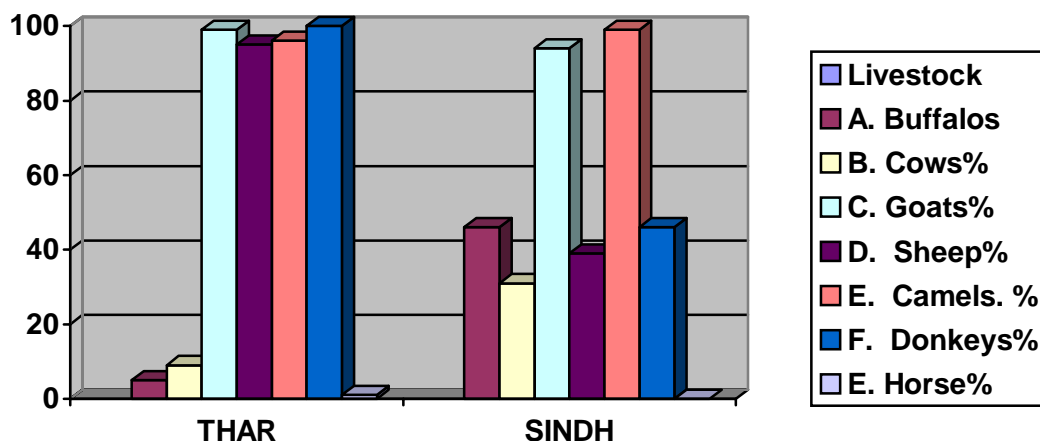


Chart-7.12

Analysis for Tharparkar

This table is regarding livestock for better income generation. In it 5 % families are in favour of buffalos. 9 % are in favour of cows. 99 % are in favour of goats. 95 % are in favour of sheep. 96 % are in favour of camels. 100 are in favour of and 1 % is in favour of horse, on conditions that, if there are so many trees, and the shrubs in the area.

Analysis for Barrage Area Sindh

This table is regarding livestock for better income generation. In it 46 % families are in favour of buffalos. 31 % are in favour of cows. 94 % are in favour of goats. 39 % are in favour of sheep. 99 % are in favour of camels. 46% are in favor of and 0 % is in favour of horse, on conditions that, if there are so many trees, and the shrubs in the area.

13. Regarding loan for livestock farming.

If you are given livestock of better race at loan basis along with awareness, then which of the following livestock do you think will be better for you?

Specific Questions

- A. Buffalos B. Cows C. Goats D. Sheep E. Camels F. Donkeys G. Horses

TABLE -7.13 REGARDING LOAN FOR LIVESTOCK

Answer in favour of	THAR		BARRAGE SINDH	
	Responded	%	Responded	%
A. Buffalo	0161	09	0933	47
B. Cow	0266	15	0794	40
C. Goats	1771	35	0715	36

A Comparative Study of Agro-based Industry of Tharparkar with Canal Barrage Area Sindh (1988-2000), Suggested Techniques Leading to an Industrial Economy, PhD Theses, Department of Economics, University of Sindh, Jamshoro, April, 2002, Chapter-7. By: Gobind M. Herani

C. Sheep	0372	21	0099	05
D. Camel	0195	11	0000	00
F. Donkey	0159	09	0000	00
G. Horse	0000	00	0000	00
Total Families	1771	100	1985	100

	THAR	SINDH
LOAN FOR LIVESTOCK		
A. Buffalo%	09	47
B. Cow%	15	40
C. Goats%	35	36
C. Sheep%	21	05
D. Camel%	11	00
F. Donkey%	09	00
G. Horse%	00	00

Analysis for Tharparkar

This table is regarding loan facilities for livestock. Questions asked were conditional that, if livestock of better races are given to them with complete awareness then, which livestock will be better for them? 9 % are in favour of buffalos, 15% are in favour of cows, 35 % are in favour of goats, 21 % are in favour of sheep, 11% are in favour of camels, 9 % are in favour of donkeys and no body is in favour of horses.

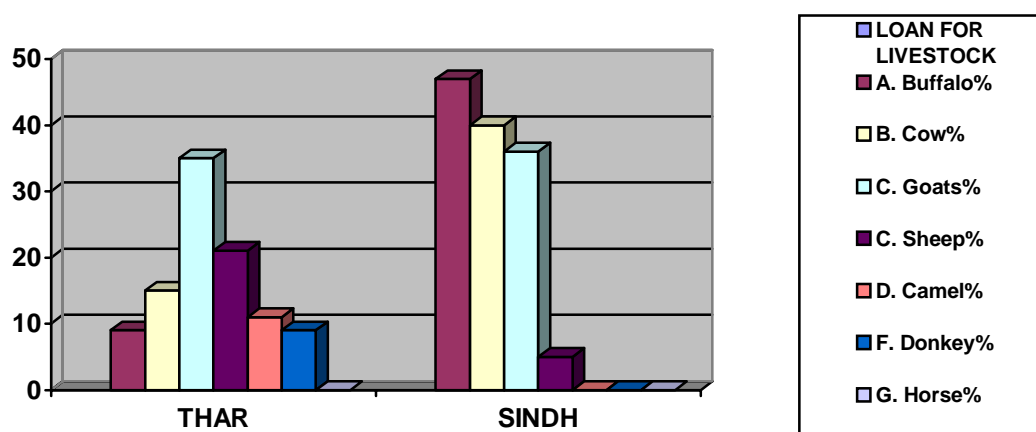


Chart-7.13

Analysis for Barrage Area Sindh

This table is regarding loan facilities for livestock. Questions asked were conditional that, if livestock of better races are given to them with complete awareness than, which livestock will be better for them? 47 % are in favour of buffalos, 40% are in favour of cows, 36 % are in favour of goats, 5 % are in favour of sheep, and no body is in favour of camels, donkeys and horses.

14. Regarding loan for livestock purpose.

Suppose you are given a loan of Rs. three thousand and asked to select one of the following livestock, which one you will get for more benefit? (Tick mark)

Specific Questions

A. Goat () B. Sheep()

TABLE -7.14 REGARDING LOAN FOR LIVESTOCK PURPOSE

Answer in favour of	THAR		BARRAGE SINDH	
	Responded	%	Responded	%
A. Goat	1346	76	1985	100
B. Sheep	0425	24	0000	00

Total Families	1771	100	1985	100
----------------	------	-----	------	-----

		THAR	SINDH
LOAN FOR LIVESTOCK			
A. Goat	%	76	100
B. Sheep	%	24	00

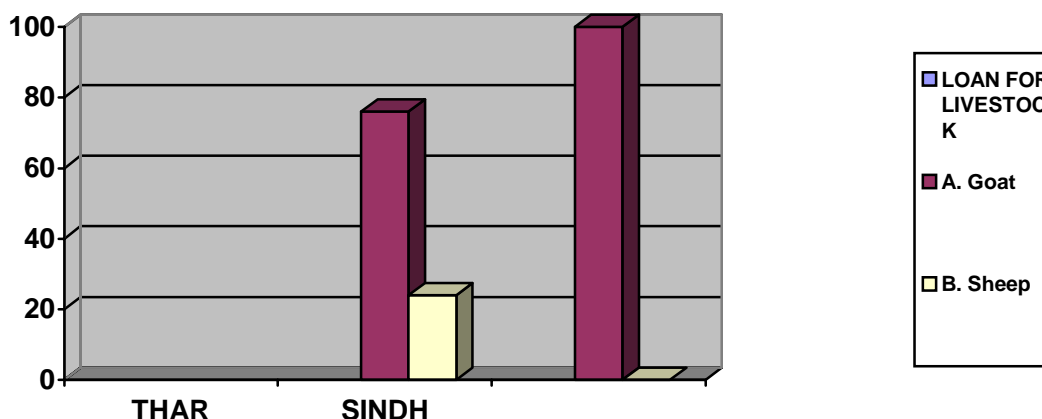


Chart-7.14

Analysis for Tharparkar

This table is regarding loans for livestock farming. The condition was, suppose, if you are given only three thousand rupees (micro credit) as loan for goats and sheep and have to buy only one of two, then, which one you will get for the more benefit. Response is 76 % for goats and 24 % for sheep.

Analysis for Barrage Area Sindh

This table is regarding loans for livestock farming. The condition was, suppose, if you are given only three thousand rupees (micro credit) as loan for goats and sheep and have to buy only one of two, then, which one you will get for the more benefit. Response is 100 % for goats and 0 % for sheep.

15. Regarding looking after livestock

If one family member gives the full times to his livestock and can properly look after, than you are in favour of which of the following?

Specific Questions

- A. We can look after about 50-100 goats/ sheep.
- B. We can look after about 20-50 goats/ sheep.
- C. We can look after about 10-20 goats/ sheep.

TABLE -7.15 REGARDING LIVESTOCK LOOKAFTER.

Answer in favour of	THAR		BARRAGE SINDH	
	Responded	%	Responded	%
A	0265	15	0755	38
B	0744	42	1191	60
C	0762	43	0298	15
Total Families	1771	100	1985	100

	THAR	SINDH
LIVESTOCK LOOKAFTER		
A%	15	38
B%	42	60
C%	43	15

A Comparative Study of Agro-based Industry of Tharparkar with Canal Barrage Area Sindh (1988-2000), Suggested Techniques Leading to an Industrial Economy, PhD Theses, Department of Economics, University of Sindh, Jamshoro, April, 2002, Chapter-7. By: Gobind M. Herani

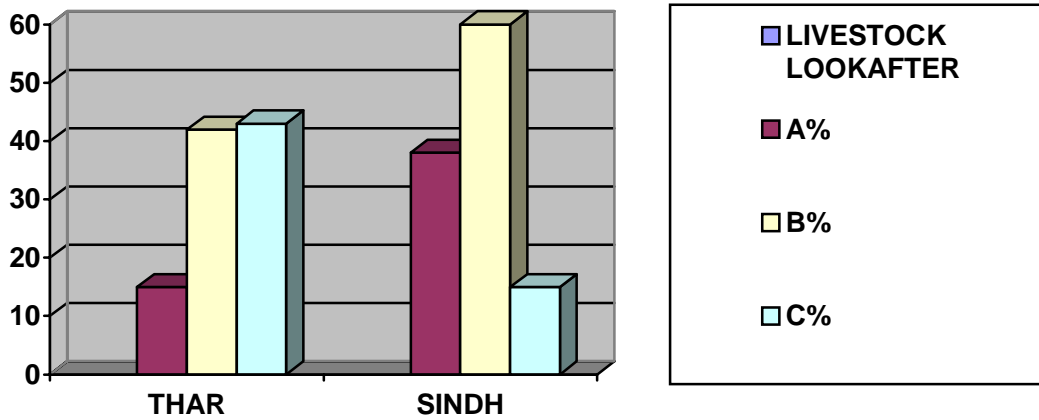


Chart-7.15

Analysis for Tharparkar

This table is regarding caring of livestock. . The condition was that” if one family member gives full time to livestock to look after then, 15% say, can look after 50-100 goats/. Sheep, 42 % families say, they can look after 20-50 goats. / Sheep and 43 % families say they can look after 10-20 goats/. Sheep.

Analysis for Barrage Area Sindh

This table is regarding caring livestock look after. Here is condition that if one family member gives full time to livestock to look after then, 38 % say, can look after 50-100 goats/. Sheep, 60 % families say, they can look after 20-50 goats. / Sheep and 15 % families say they can look after 10-20 goats/Sheep.

16. Regarding livestock meeting family needs.

If one family consist on 5 members and have got 20 goats/ sheep, then you are in favour of which of following?

- A. You can meet the needs of the family 100%.
- B. You can meet the needs of the family 75%
- C. You can meet the needs of the family 50%

TABLE -7.16 REGARDING LIVESTOCK MEETING NEEDS

Answer in favour of	THAR		BARRAGE SINDH	
	Responded	%	Responded	%
A	0177	10	0238	12
B	0868	49	0357	18
C	0726	41	1251	63
Total Families	1771	100	1985	100

LIVESTOCK MEETING NEEDS	THAR	SINDH
A%	10	12
B%	49	18
C%	41	63

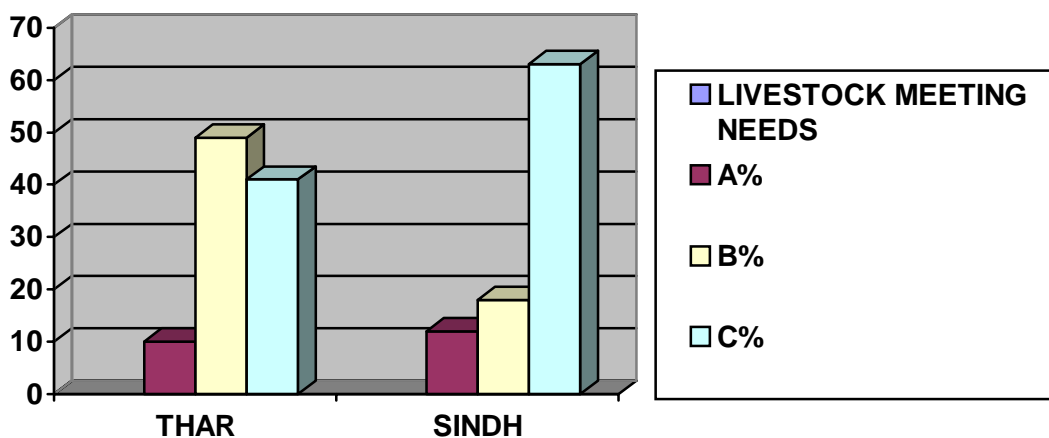


Chart-7.16

Analysis for Tharparkar

This table is regarding to livestock meeting needs with the condition that, if one family consists on 5 members and has got 20 goats / sheep then 10 % families say that they can meet the needs of the family 100 %, 49 % families say 75 % and 41 % families say 50 %.

Analysis for Barrage Area Sindh

This table is regarding to livestock meeting needs, with the condition that, if one family consists on 5 members and has got 20 goats / sheep then 12 % families say that they can meet the needs of the family 100 %, 18 % families say 75 % and 63 % families say 50 %.

17. Regarding livestock keeping in drought conditions.

If there is drought and fodder is available at cheaper rates in the area and you have enough livestock to meet needs then you are in favour of which of the following?

Specific Questions

- A. You can save your livestock by selling some of it to meet the needs of family.
- A. You will be able to save your livestock, if you are given some help of loan of livestock, meeting needs.
- B. Drought does not effect.

TABLE-7.17 REGARDING LIVESTOCK AND DROUGHT CONDITIONS

Answer in favour of	THAR		BARRAGE SINDH	
	Responded	%	Responded	%
A	1558	88	1449	73
B	0213	12	0099	05
C	0000	00	1171	59
Total Families	1771	100	1985	100

	THAR	SINDH
LIVESTOCK AND DROUGHT CONDITIONS		
A%	88	73
B%	12	05
C%	00	59

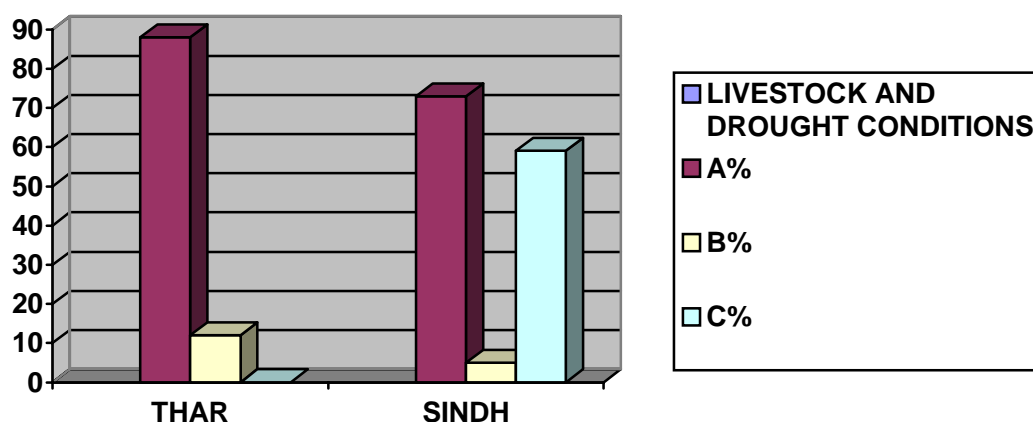


Chart-7.17

Analysis for Tharparkar

This table is regarding livestock in drought conditions. Here is one condition that " if there is drought and fodder is available at cheaper rates in the area and you have enough livestock to meet the needs of your family " In these conditions 88 % families say that they can save their livestock, by selling some number of it and can met the needs of the family, 12 % families say that, they will be able to save their livestock, if they are given some help of loan. And 0 % family says it does not effect.

Analysis for Barrage Area Sindh

This table is regarding to livestock and drought conditions. Here is one condition that " if there is drought and fodder is available at cheaper rates in the area and you have enough livestock to meet the needs of your family." In these conditions 73 % families say that they can save their livestock by selling some number of it and can met the needs of the family, 5 % families say that they will be able to save their livestock if they are given some help of loan. And 59 % families say it does not effect.

18. Rregarding livestock and lively hood

You are in favour of which of the following?

Specific Questions

- A. How many of you have got livestock and you can meet the needs of your family by them?
- B. How many of you have got livestock, which is sufficient to meet the needs of the nutrition only?
- C. How many of you do not have livestock at all?
- D.. How many of you have got livestock, which meets the need, more than 50%?

TABLE-7.18 RREGARDING LIVESTOCK AND LIVELY HOOD

Answer in favour of	THARPARKAR		BARRAGE SINDH	
	Responded	%	Responded	%
A	0407	23	0298	15
B	0850	48	0556	28
C	0124	07	0377	19
D	0390	22	0754	38
Total Families	1771	100	1985	100

	THAR	SINDH
--	------	-------

A Comparative Study of Agro-based Industry of Tharparkar with Canal Barrage Area Sindh (1988-2000), Suggested Techniques Leading to an Industrial Economy, PhD Theses, Department of Economics, University of Sindh, Jamshoro, April, 2002, Chapter-7. By: Gobind M. Herani

LIVESTOCK AND LIVELY HOOD		
A%	23	15
B%	48	28
C%	07	19
D%	22	38

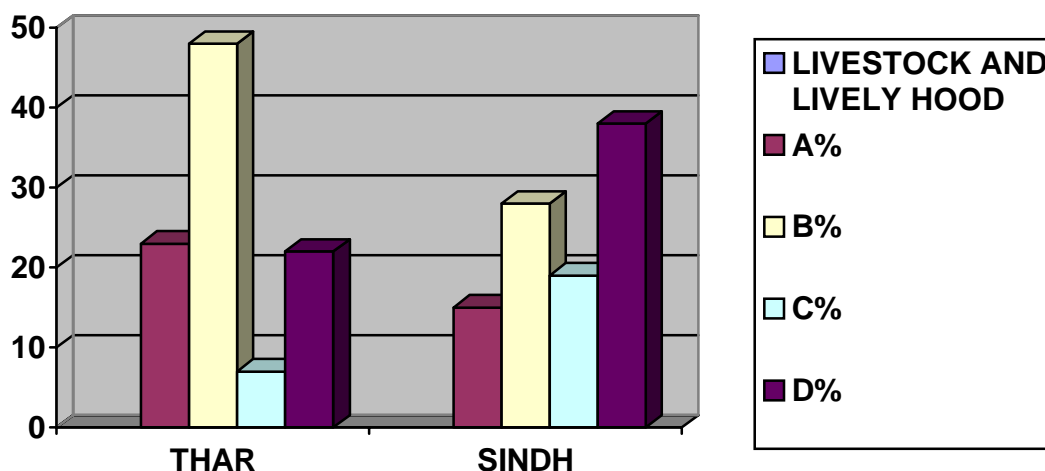


Chart-7.18

Analysis for Tharparkar

This table is regarding to livestock and their lively hood. In it 23 % families say that they have got livestock and they can meet the needs of their family by it. 48 % families say that they have got livestock enough for only meeting needs of the nutrition. 7 % families say that they do not have any livestock and 22 % families say that they have got livestock, which needs more than 50 %.

Analysis for Barrage Area Sindh

This table is regarding to livestock and their lively hood. In it 15 % families say that they have got livestock and they can meet the needs of their family by it. 28 % families say that they have got livestock enough for only meeting needs of the nutrition. 7 % families say that they do not have any livestock and 19 % families say that they have got livestock, which needs more than 38 %.

Dairy Products

19. Regarding dairy Products.

You are in favour of which of the following?

Specific Questions

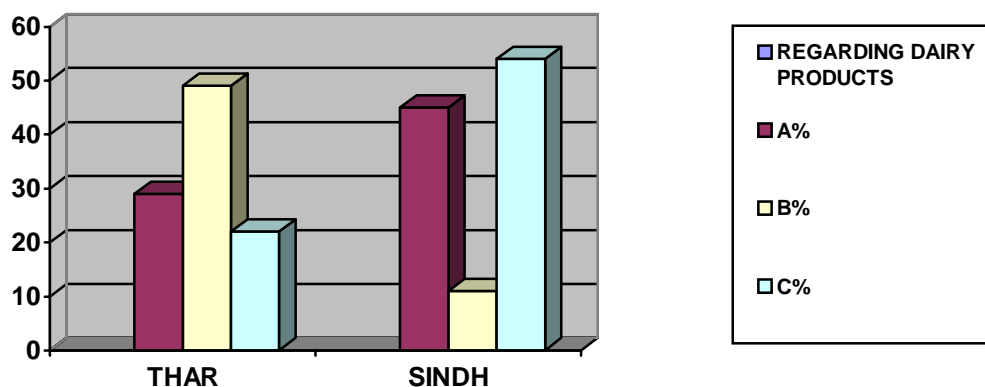
- A. There is market of milk, ghee and butter but away from the village.
- B. There is no market for these things at all.
- C. There is market but dairy product are sold at cheaper prices

TABLE -7.19 REGARDING DAIRY PRODUCTS

Answer in favour of	THARPARKAR		BARRAGE SINDH	
	Responded	%	Responded	%
A	0513	29	0893	45
B	0868	49	0218	11
C	0390	22	1072	54
Total Families	1771	100	1985	100

A Comparative Study of Agro-based Industry of Tharparkar with Canal Barrage Area Sindh (1988-2000), Suggested Techniques Leading to an Industrial Economy, PhD Theses, Department of Economics, University of Sindh, Jamshoro, April, 2002, Chapter-7. By: Gobind M. Herani

	THAR	SINDH
REGARDING DAIRY PRODUCTS		
A%	29	45
B%	49	11
C%	22	54



7.19

Chart-

Analysis for Tharparkar

This table is regarding dairy products. In this 29 % families say that there is market for milk, ghee and butter but not in the village, 49 % say that there is no market for dairy products and 22 % say that there is market but at cheaper rates.

Analysis for Barrage Area Sindh

This table is regarding dairy products. In this 45 % families say that there is market for milk, ghee and butter but not in the village, 11 % say that there is no market for dairy products and 54 % say that there is market but at cheaper rates.

Non-Crops / Rangeland

20. Regarding rangeland / forest (Non-crops).

If rangeland is saved by not cutting plants in proper manner by local villagers then you are in favour of which of following?

Specific Questions

- A. It will fulfill the required fodder.
- B. Other fodder still will be needed at home.

TABLE -7.20 REGARDING RANGELAND / FOREST (NON-CROPS).

Answer in favour of	THARPARKAR		BARRAGE SINDH	
	Responded	%	Responded	%
A	1435	81	0715	36
B	0336	19	1270	64
Total Families	1771	100	1985	100

	THAR	SINDH
NON-CROPS		
A%	81	36
B%	19	64

A Comparative Study of Agro-based Industry of Tharparkar with Canal Barrage Area Sindh (1988-2000), Suggested Techniques Leading to an Industrial Economy, PhD Theses, Department of Economics, University of Sindh, Jamshoro, April, 2002, Chapter-7. By: Gobind M. Herani

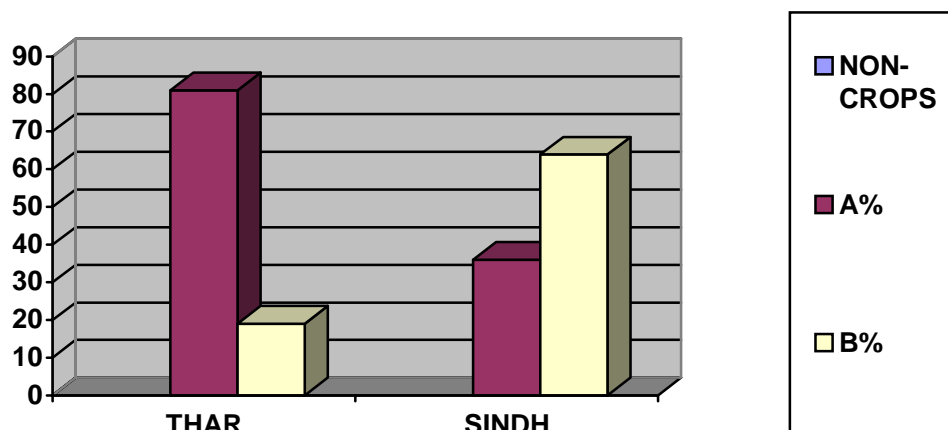


Chart-7.20

Analysis for Tharparkar

This table is regarding rangeland / forest (non-crops). In it 81 % families say, that if not cutting plants save rangeland in proper manner by local villagers then, it will fulfill the required fodder needs and 19 % families say that other fodder still will be needed at home.

Analysis for Barrage Area Sindh

This table is regarding rangeland / forest (non-crops). In it 36 % families say that if not cutting plants save rangeland in proper manner by local villagers then it will fulfill the required fodder needs and 64 % families say that other fodder still will be needed at home.

21. Regarding storing of fodder and cutting of vegetation.

If you are given iron / cemented sheets for shadow, houses and for storing fodder at cheaper rates, then, you are in favour of which of the following?

Specific Questions

- You still need to cut plants for fuel and houses construction.
- It will save 100 % fodder for future.
- More than 50% reduction in cutting will take place.

TABLE -7.21 REGARDING STORING OF FODDER AND CUTTING OF VEGETATION

Answer in favour of	THARPARKAR		BARRAGE SINDH	
	Responded	%	Responded	%
A	0018	01	0457	23
B	1611	91	0238	12
C	0142s	08	1290	65
Total Families	1771	100	1985	100

	THAR	SINDH
STORING OF FODDER AND CUTTING OF VEGETATION.		
A%	01	23
B%	91	12
C%	08	65

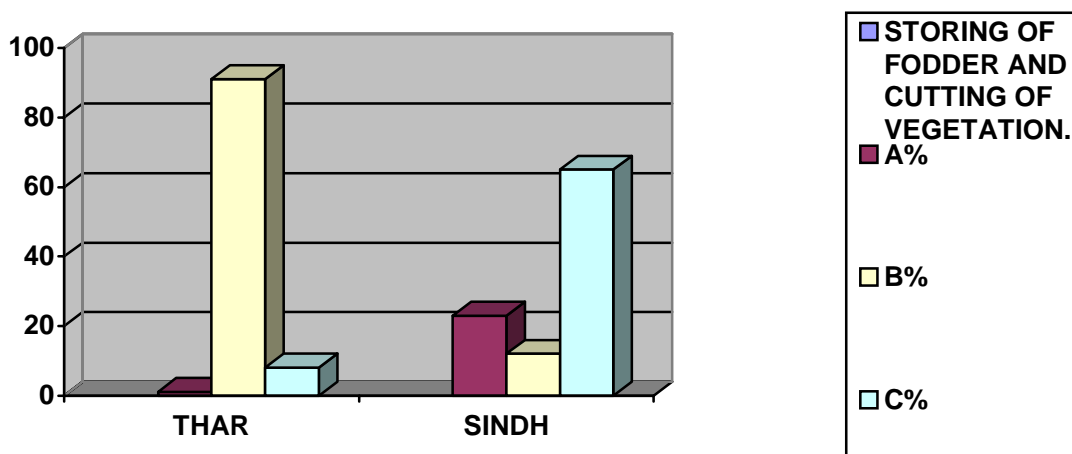


Chart-7.21

Analysis for Tharparkar

This table is regarding storing and cutting of vegetation; They are given iron/ cemented sheets for shadow, houses and for storing fodder at cheaper rates, then in response one % say that they still need to cut plants for fuel and house building. 91 % families say that it will save 100 % fodder for future and 8 % families say that more than 50 % reduction will take place in cutting plants.

Analysis for Barrage Area Sindh

This table is regarding storing and cutting of vegetation; They are given iron/ cemented sheets for shadow, houses and for storing fodder purpose at cheaper rates, then in response 23 % say that they still need to cut plants for fuel and house building. 12 % families say that it will save 100 % fodder for future and 65 % families say that more than 50 % reduction will take place in cutting plants.

22. Regarding plant stallation.

If fencing shelters your field, at least two acres, and you leave it for natural vegetable then which one is better from the following?

Specific Questions

- A. Natural vegetation will be enough for the next one year after rain for at least ten livestock except, horse and buffalos, even in drought.
- B. Natural vegetation will be enough for the next six months after rain for at least ten livestock except, horse and buffalos, even in drought.
- C. Fencing is not applicable.

TABLE -7.22 REGARDING PLANT STALLATION.

Answer in favour of	THARPARKAR		BARRAGE SINDH	
	Responded	%	Responded	%
A	1452	82	0020	01
B	0319	18	0000	00
C	00	00	1965	99
Total Families	1771	100	1985	100

	THAR	SINDH
PLANT STALLATION		
A%	82	01
B%	18	00
C%	00	99

A Comparative Study of Agro-based Industry of Tharparkar with Canal Barrage Area Sindh (1988-2000), Suggested Techniques Leading to an Industrial Economy, PhD Theses, Department of Economics, University of Sindh, Jamshoro, April, 2002, Chapter-7. By: Gobind M. Herani

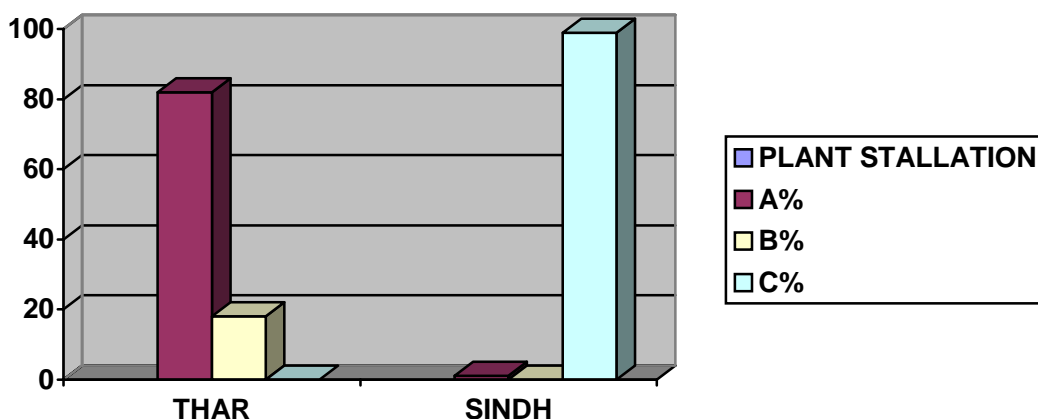


Chart-7.22

Analysis for Tharparkar

This table is regarding plant items of stallation. The condition was that, if their field is sheltered by fencing at least two acres and they leave it for natural vegetation then 82 % families say that natural vegetation will be enough for the next one year for at least ten livestock except horse and buffalos and 18 % say that natural vegetation will be enough for the next six months, after rain, for at least ten livestock except horses and buffalos. 0 % families say fencing is not applicable.

Analysis for Barrage Area Sindh

This table is regarding plant items of stallation. The condition was that, if their field is sheltered by fencing, at least two acres and they leave it for natural vegetation; then 1 % families say that natural vegetation will be enough for the next one year for at least ten livestock except horse and buffalos and 0 % say that natural vegetation will be enough for the next six months after rain, for at least ten livestock except horses and buffalos. 99 % families say fencing is not applicable.

23. Regarding safety of plants.

If you are given iron / cemented sheets along with timber just like bamboo/ eucalyptus at cheaper rates then you are in favour of which of the following?

Specific Questions

- A. Plants will be saved round about 100%
- B. Still plants will be cut for fuel at about 2%.

TABLE -7.23 REGARDING SAFETY OF PLANTS.

Answer in favour of	THARPARKAR		BARRAGE SINDH	
	Responded	%	Responded	%
A	1523	86	0973	49
B	248	14	1012	51
Total Families	1771	100	1985	100

	THAR	SINDH
SAFETY OF PLANTS.		
A %	86	49
B %	14	51

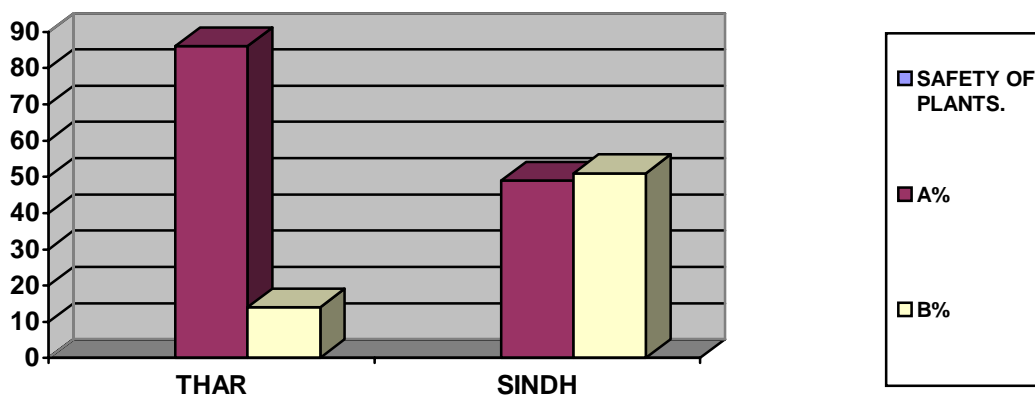


Chart-7.23

Analysis for Tharparkar

This table is regarding safety of plants. The condition was that, if they are given iron/cemented sheets along with timber just like bamboo/ eucalyptus at cheaper rates. In the response 86 % families say that plants will be saved about 100 % and 14 % families say that still plants will be cut for fuel at about 2 %.

Analysis for Barrage Area Sindh

This table is regarding safety of plants. The condition was that, if they are given iron/cemented sheets along with timber just like bamboo/ eucalyptus at cheaper rates. In the response 49 % families say that plants will be saved about 100 % and 51 % families say that still plants will be cut for fuel at about 2 %.

Agriculture

24. Regarding agriculture and loans.

If you are given loans for digging wells at your farm then you are in favour of which of the following at loan?

Specific Questions

- A. You can produce fodder for the survival of livestock meeting your needs satisfactorily and in addition you can produce some crops for saving.
- B. You can produce only fodder for the survival of livestock and meeting your own needs satisfactorily.
- C. It will not benefit you, at all.

TABLE -7.24 REGARDING AGRICULTURE AND LOANS

Answer in favour of	THARPARKAR		BARRAGE SINDH	
	Responded	%	Responded	%
A	0212	12	1886	95
B	1470	83	0099	05
C	0089	05	0000	00
Total Families	1771	100	1985	100

	THAR	SINDH
AGRICULTURE AND LOANS		
A%	12	95
B%	83	05
C%	05	00

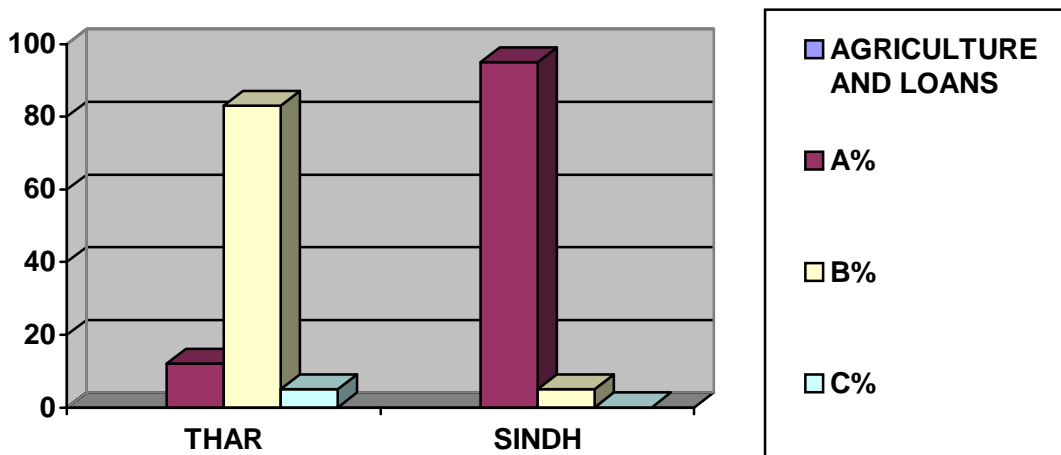


Chart-7.24

Analysis for Tharparkar

This table is regarding agriculture and loans on conditions that if they are given loans for digging wells at their farms then 12 % say that they can produce fodder for the survival of livestock meeting their needs satisfactorily and in addition they can produce some crops for saving. 83 % say that they can produce only fodder for the survival of livestock meeting their needs satisfactorily and 5 % families say that it will not benefit.

Analysis for Barrage Area Sindh

This table is regarding agriculture and loans on conditions that if they are given loans for digging wells at their farms then 95 % say that they can produce fodder for the survival of livestock meeting their needs satisfactorily and in addition they can produce some crops for saving. 05 % say that they can produce only fodder for the survival of livestock meeting their needs satisfactorily and 0 % families say that it will not benefit.

Ownership of Land and Agriculture

25. Regarding partnership in land and agriculture on yield share basis
You are in favour of which of the following?

Specific Questions

- A. How many of you do agriculture on the basis of share of 1/4th
- B. How many of you do agriculture on the share of 1/2th.
- C. How many of you do not do agriculture?

TABLE -7.25 REGARDING LAND AND AGRICULTURE, DOING ON SHARE.

Answer in favour of	THARPARKAR		BARRAGE SINDH	
	Responded	%	Responded	%
A	0336	19	0397	20
B	0549	31	0953	48
C	0195	11	0635	32
Total Families	1771	100	1985	100

	THAR	SINDH
LAND AND AGRICULTURE, DOING ON SHARE.		
A%	19	20
B%	31	48
C%	11	32

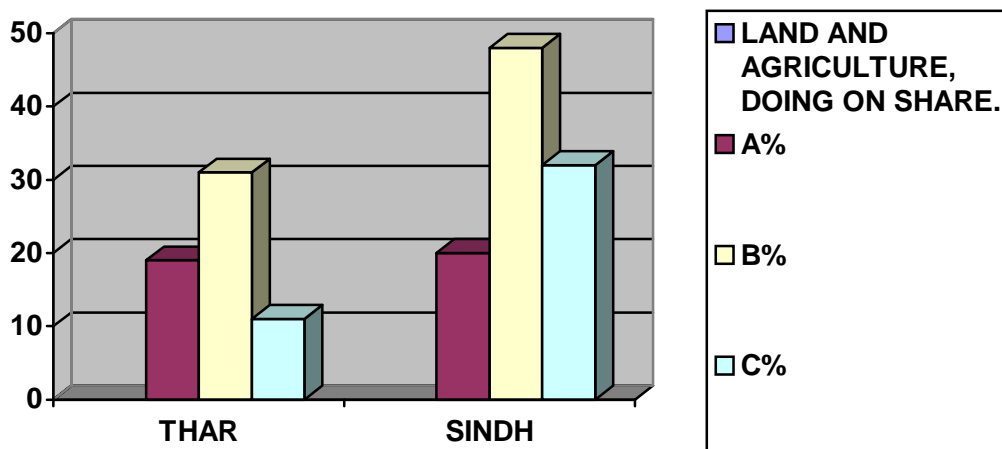


Chart-7.25

Analysis for Tharparkar

This table is regarding land and agriculture. In this 19 % say they do agriculture on the 1/4th share of crop produce. 31 % say that they do agriculture on the share of 1/2 and 11 % families say that they do not do agriculture.

Analysis for Barrage Area Sindh

This table is regarding land and agriculture. In this 20 % say they do agriculture on the 1/4th share of crop produce. 48 % say that they do agriculture on the share of 1/2 and 32 % families say that they do not do agriculture.

26. Regarding ownership of farmland.

You are in favour of, which of the following?

- A. How many of you have got your own farmlands of more than 4 acres?
- B. How many of you have not got owns land of more than 4 acres?

TABLE -7.26 REGARDING OWNERSHIP OF FARMLAND.

Answer in favour of	THARPARKAR		BARRAGE SINDH	
	Responded	%	Responded	%
A	1027	58	0655	33
B	0744	42	0124	67
Total Families	1771	100	1985	100

Analysis for Tharparkar

This table is regarding ownership of farmlands. In this 58 % families say that they have got their own farmlands and 42 % say that they have not got any farmlands.

Analysis for Barrage Area Sindh

This table is regarding ownership of farmlands. In this 33 % families say that they have got their own farmlands and 67 % say that they have not got any farmlands

	THAR	SINDH
OWNERSHIP OF FARMLAND		
A%	58	33
B%	42	67

A Comparative Study of Agro-based Industry of Tharparkar with Canal Barrage Area Sindh (1988-2000), Suggested Techniques Leading to an Industrial Economy, PhD Theses, Department of Economics, University of Sindh, Jamshoro, April, 2002, Chapter-7. By: Gobind M. Herani

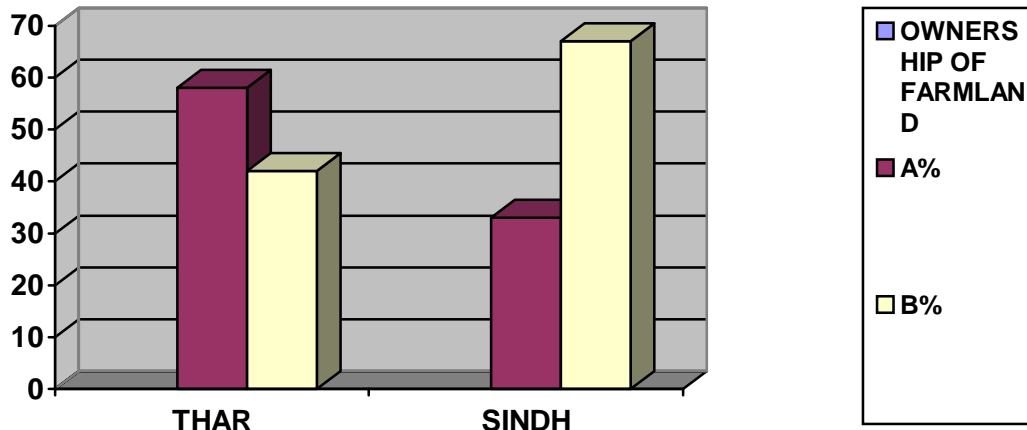


Chart-7.26

27. Regarding landowner and farming
You are in favour of which of the following?

Specific Questions

- A. How many of you have got your own lands and do not do agriculture?
- B. How many of you do not have your own lands and do agriculture?
- C. How many of you do not have your own lands and do not do agriculture?
- D. How many of you have got your own lands and do agriculture?

TABLE -7.27 REGARDING LANDOWNER AND FARMING

Answer in favour of	THARPARKAR		BARRAGE SINDH	
	Responded	%	Responded	%
A	0318	18	0119	06
B	0620	35	0496	25
C	0142	08	0655	33
D	0691	39	0437	22
Total Families	1771	100	1985	100

	THAR	SINDH
LANDOWNER AND FARMING		
A%	18	06
B%	35	25
C%	08	33
D%	39	22

Analysis for Tharparkar

This table is regarding landowner and farming. In this 18 % families say that they have own farmland and do not do agriculture. 35 % of families have not their own farmlands and do agriculture. 8 % families have not own farmlands and do not do agriculture. 39 % families have own farmlands and do agriculture.

Analysis for Barrage Area Sindh

This table is regarding to landowner and farming. In this 6 % families say that they have own farmland and do not do agriculture. 25 % of families have not their own farmlands and do agriculture. 33 % families have not own farmlands and do not do agriculture 22 % families have own farmlands and do agriculture.

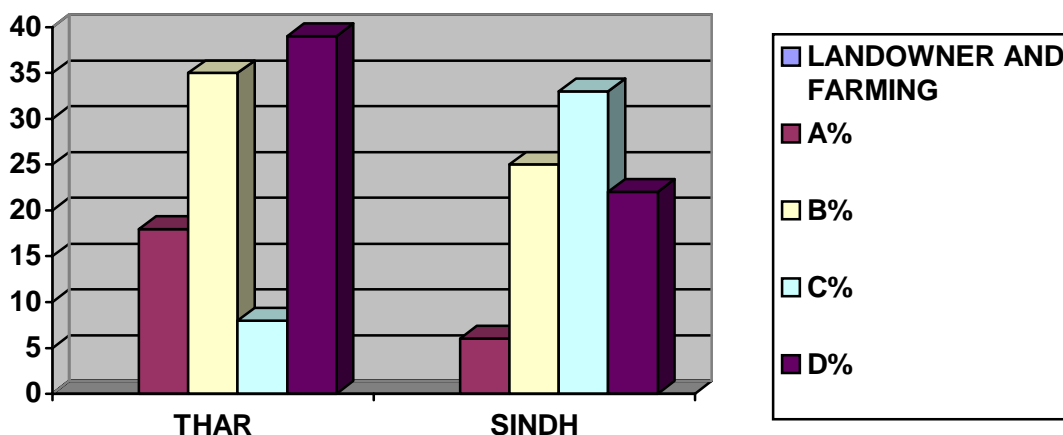


Chart-7.27

Choice of Work

28. Regarding choice of doing work.

If in the area labour work is available, enough for meeting needs of the family, and there is rain enough for ploughing then you are in favour of which of the following?

Specific Questions

- A. You will leave the labour works and will be prepared for farming and ready to take risk.
- B. For few days some family members will do farming and others will do labour work.

TABLE -7.28 REGARDING CHOICE OF DOING WORK.

Answer in favour of	THARPARKAR		BARRAGE SINDH	
	Responded	%	Responded	%
A	1346	76	1330	67
B	0425	24	0655	33
Total Families	1771	100	1985	100

Analysis for Tharparkar

This table is regarding choice of doing work on conditions, such that, if in their area labour work is available enough for meeting needs of family and there is rain/ enough water for ploughing. Then for the choice the response is that, 76 % families say that they will leave the labour work and will be prepared for farming taking risk. And 24 % families say that for few days some family members will do farming and other will do labour work.

Analysis for Barrage Area Sindh

This table is regarding choice of doing work on conditions, such a that, if in their area labour work is available enough for meeting needs of family and there is rain/ enough water for ploughing. Then for the choice the response is that, 67 % families say that they will leave the labour work and will be prepared for farming taking risk. And 33 % families say that for few days some family members will do farming and other will do labour work.

	THAR	SINDH
CHOICE OF DOING WORK.		
A%	76	67
B%	24	33

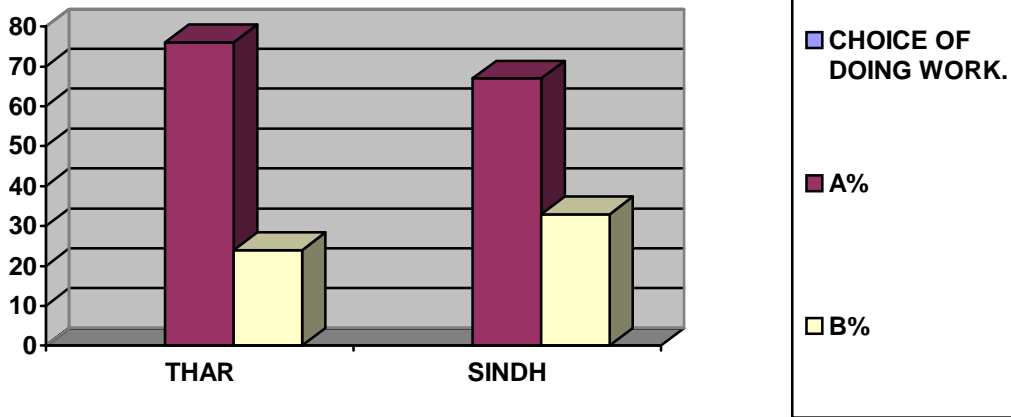


Chart-7.28

29. Regarding interest for farm bonded farming for those who are doing farming.

If you are doing farming under landlord and in your area labour work is made available to meet the needs then you will be in favour of which of the following?

Specific Questions

- A. You will prefer working as a labour.
- B. You will do farming helplessly by the fear of landlord but not heartily.
- C. No such a farming is there.

TABLE -29 REGARDING INTEREST FOR FARM BONDED FARMING FOR THOSE WHO DO FARMING.

Answer in favour of	THARPARKAR		BARRAGE SINDH	
	Responded	%	Responded	%
A	1098	62	0873	44
B	0407	23	0357	18
C	0266	15	0755	38
Total Families	1771	100	1985	100

FARM BONDED FARMING	THAR	SINDH
A%	62	44
B%	23	18
C%	15	38

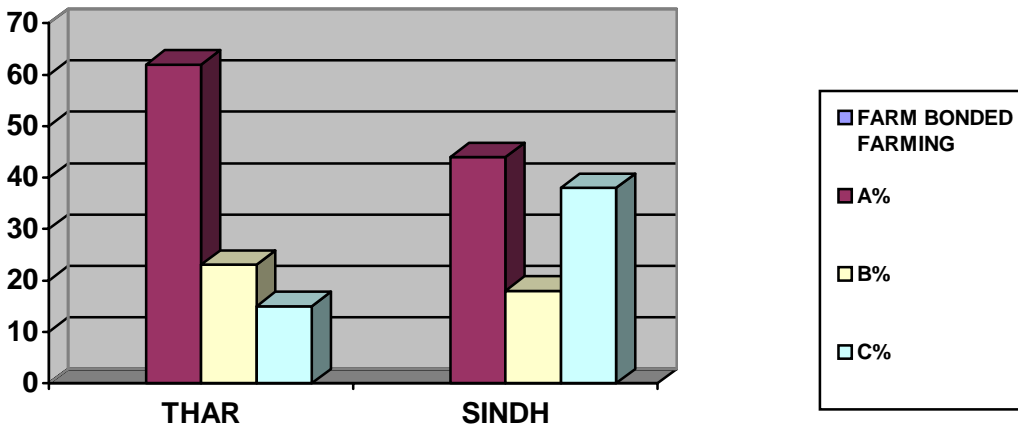


Chart-7.29

Analysis for Tharparkar

This table is regarding interest for farming with conditions for those who do farming. They are asked questions on the conditions that if, they are doing farming under landlord and in the area labour work is made available to meet the needs then asked interest for work. The response in that is 62 % say that they will perform working as a labour and 23 % families say that they will do farming helplessly by the fear of landlord but not heartily. 15 % say that, no such farming is there.

Analysis for Barrage Area Sindh

This table is regarding interest for farming with conditions for those who do farming. They are asked questions on the conditions that if, they are doing farming under landlord and in the area labour work is available to meet the need then asked interest for work. The response in that is 44 % say that they will perform working as a labour and 18 % families say that they will do farming helplessly by the fear of landlord but not heartily. 38 % say that, no such farming is there.

30. Regarding main source of income.

You are in favour of which of the following?

Specific Questions

- A. At present in drought condition you wait for the next year for agriculture crops but do not search other permanent profession.
- B. You are not aware of other suitable profession.
- C. Drought does not effect.

TABLE -7.30 REGARDING MAIN SOURCE OF INCOME

Answer in favour of	THARPARKAR		BARRAGE SINDH	
	Responded	%	Responded	%
A	1381	78	0417	21
B	0390	22	00615	31
C	00	00	1906	96
Total Families	1771	100	1985	100

Analysis for Tharparkar

This table is regarding the main source of income. In this 78 % families say that at present in drought conditions they wait for the next season for crops but do not search other permanent profession. 22 % families say that they are aware of other suitable professions and 0 % says drought does not effect.

Analysis for Barrage Area Sindh

This table is regarding main source of income. In this 21 % families say that at present in drought condition they wait for the next season for crops but do not search other permanent profession. 31 % families say that they are aware of other suitable professions and 96 % say it does not effect.

MAIN SOURCE OF INCOME	THAR	SINDH
A	78	21
B	22	31
C	00	96

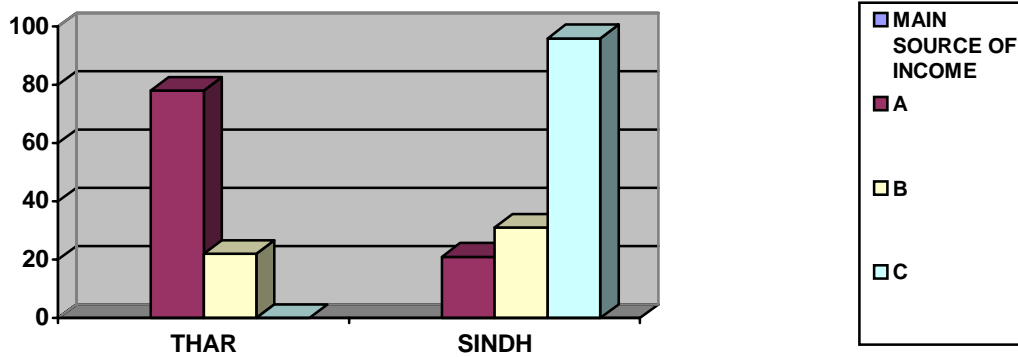


Chart-7.30

Remittance Economy

31. Regarding remittance economy.

You are in favour of which of the following?

Specific Questions

- A. Only remittance economy received from out of area is enough for meeting needs.
- B. Along with remittance livestock and crops manufacturing is necessary for meeting needs in present conditions.
- C. Only livestock will be better to meet the needs if fodder is available in any way.

TABLE -7.31 REGARDING REMITTANCE ECONOMY.

Answer in favour of	THARPARKAR		BARRAGE SINDH	
	Responded	%	Responded	%
A	195	11	0675	34
B	673	38	0595	30
C	903	51	0715	36
Total Families	1771	100	1985	100

	THAR	SINDH
REMITTANCE ECONOMY		
A%	11	34
B%	38	30
C%	51	36

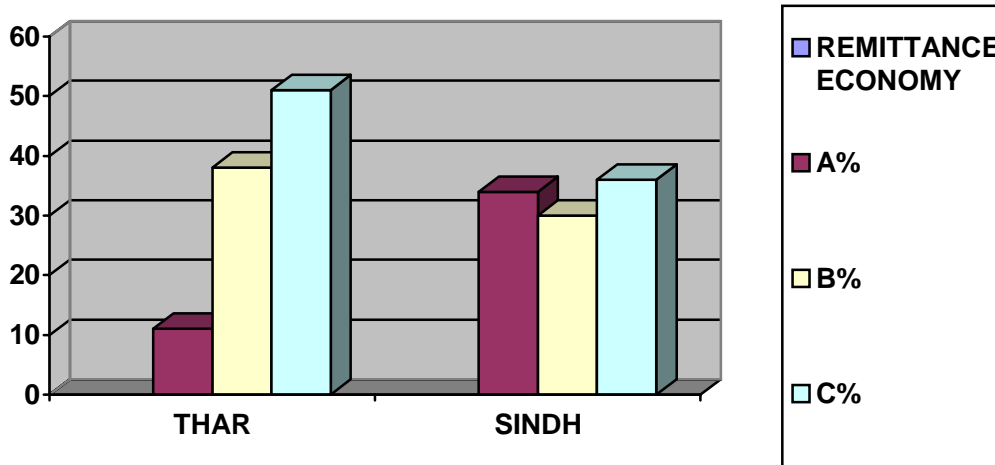


Chart-7.31

Analysis for Tharparkar

This table is regarding remittance economy. In the response 11 % say that any remittance economy received from outside of the area is enough for meeting needs. 38 % say along with remittance livestock and crops are necessary for meeting the needs in present conditions and 51 % say that only livestock will be better to meet the needs if fodder is available in any way.

Analysis for Barrage Area Sindh

This table is regarding remittance economy. In the response 34 % say that any remittance economy received from outside of the area is enough for meeting needs. 30 % say along with remittance livestock and crops are necessary for meeting the needs in present conditions and 38 % say that only livestock will be better to meet the needs if fodder is available in any way.

Debt Status

32. Regarding debt situation

You are in favour of which of the following?

Specific Questions

- How many of you are farm-bonded loaners?
- How many of you are loaners on interest payments from moneylenders?
- How many of you are not loaners in any way?
- How many of you are loaners for shopkeepers?
- How many of you are loaner for friends / relatives?

TABLE -7.32 REGARDING DEBT SITUATION.

Answer in favour of	THARPARKAR		BARRAGE SINDH	
	Responded	%	Responded	%
A	0159	09	0238	12
B	0407	23	0199	10
C	0354	20	0417	21
D	0460	26	1052	53
E	0389	22	0079	04
Total Families	1771	100	1985	100

Analysis for Tharparkar

This table shows that 9 % families are farm-bonded loaners. 23% families are loaners to moneylenders. 20% families are not loaners in any way. 26% families say they are loaners to shopkeepers. 22% families say that they are loaners to friends/relatives.

Analysis for Barrage Area Sindh

This table shows that 12 % families are farm-bonded loaners. 10% families are loaners to moneylenders. 21% families are not loaners in any way. 53% families say they are loaners to shopkeepers. 4% family's say that they are loaners to friends/relatives.

	THAR	SINDH
DEBT SITUATION.		
A %	09	12
B %	23	10
C %	20	21
D %	26	53
E %	22	04

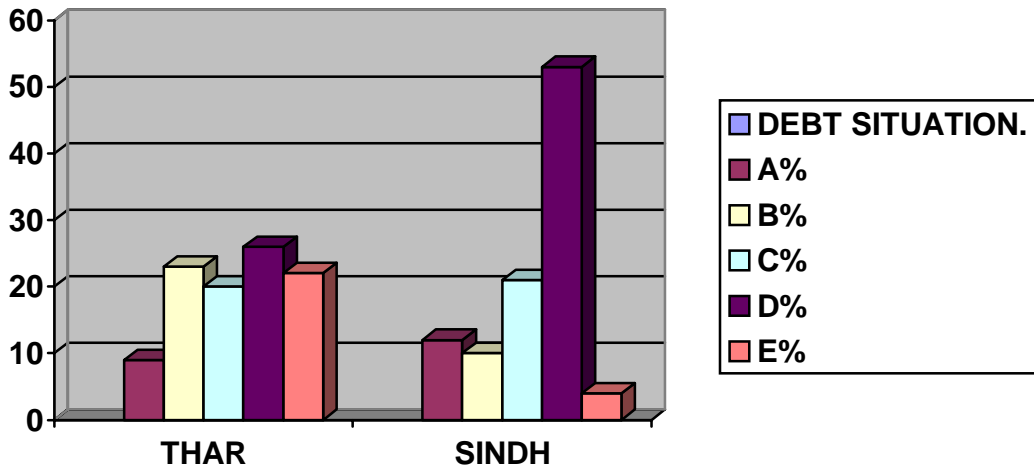


Chart-7.32

33. Regarding recovery of debt.

You are in favour of which of following?

Specific Questions

- A. If labour is available then you are able to pay with in two years.
- B. If labour is available but you will be able to pay it after 4 years.
- C. Will not be able to pay loan and wages will be enough far only meeting needs of the family and pay the interest.

TABLE- 33. REGARDING RECOVERY OF DEBT.

Answer in favour of	THARPARKAR		BARRAGE SINDH	
	Responded	%	Responded	%
A	1275	72	1230	62
B	0301	17	0357	18
C	0195	11	0397	20
Total Families	1771	100	1985	100

	THAR	SINDH
RECOVERY OF DEBT.		
A%	72	62
B%	17	18
C%	11	20

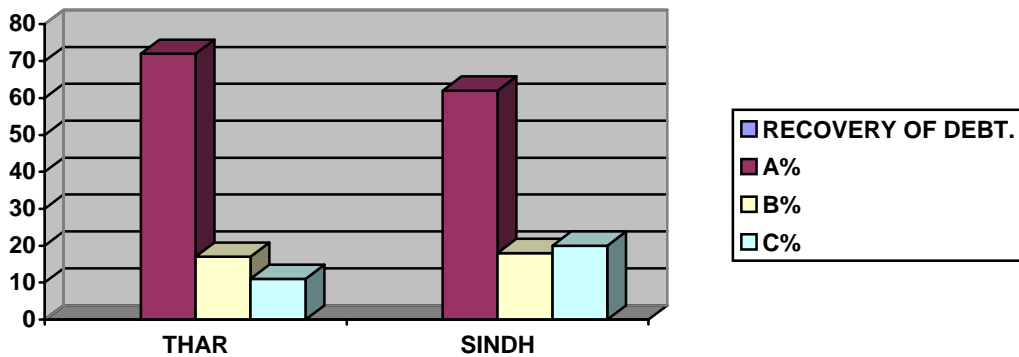


Chart-7.33

Analysis for Tharparkar

This table shows the recovery of debt. It shows 72 % families say that if labour is available then they are able to pay within two years. 17 % families say that, if labour is available but they will be able to recover it after 4 years and 11 % families say that they will not be able to recover loan and wages will be enough for only meeting needs of the family and pay the interest.

Analysis for Barrage Area Sindh

This table shows the recovery of debt. It shows 62 % families say that if labour is available then they are able to pay within two years. 18 % families say that, if labour is available but they will be able to recover it after 4 years and 20 % families say that they will not be able to recover loan and wages will be enough for only meeting needs of the family and payment of interest.

34. Regarding loan recovery in installments.

If you are given chance to pay your loan by any support with very small installments basis for recovery and any kind of labour work is available then you are in favour of which of the following?

Specific Questions

- A. You will be able, with in next three years to recover and meet needs of the family.
- B. You will be able to meet the needs of the family only but not able to pay loan with .in next three years.
- C. You will be able to pay back the loan and meet the needs and make the saving for the future too, with in next three years.

TABLE -7.34 REGARDING DEBT RECOVERY IN INSTALLMENTS.

Answer in favour of	THAR		BARRAGE SINDH	
	Responded	%	Responded	%
A	1222	69	0655	33
B	0372	21	0417	21
C	0177	10	0913	46
Total	1771	100	1985	100

Analysis for Tharparkar

This table is regarding debt recovery in small installments basis. The condition is that, if they are given chance to pay their loans on very small installation basis and labour work is available in any kind. Then 69 % families say that they will be able to next three years to recover loan and can meet the nutritional needs of the family; 21% families say that they will be able to meet the needs of the family only but not able for recovery of debt in next three years; and 10 % say that they will be able to recover debt, can make saving, can meet the nutritional needs too in next three years.

Analysis for Barrage Area Sindh

. This table is regarding debt recovery in small installments basis. The condition is that, if they are given chance to pay their loans on very small installation basis and labour work is available in any kind. Then 33 % families say that they will be able to next three years to recover loan and can meet the nutritional needs of the family; 21% families say that they will be able to meet the needs of the family only but not able for recovery of debt in next three years; and 46 % say that they will be able to recover debt, can make saving, can meet the nutritional needs too in next three years.

	THAR	SINDH
DEBT RECOVERY IN INSTALLMENTS		
A%	69	33
B%	21	21
C%	10	46

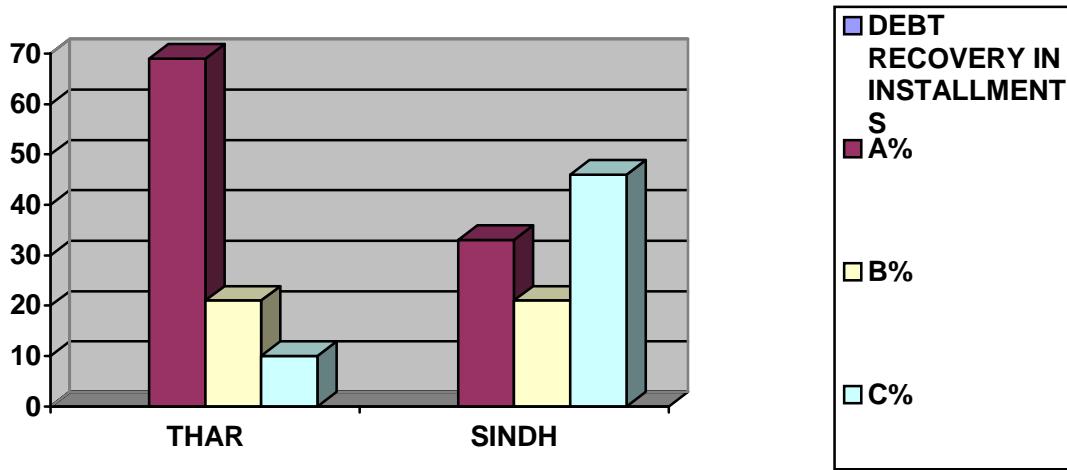


Chart-7.34

35. Regarding poultry farming.

You are in favour of which of the following?

Specific Questions

- A. Have you got poultry farm for income generation?
- B. Have you got poultry farm for personal nutritional purpose?
- C. Have you got informal poultry farm?
- D. Have you got formal poultry farm?

TABLE-7.35 REGARDING POULTRY FARMING

Answer in favour of	THARPARKAR		BARRAGE SINDH	
	Responded	%	Responded	%
A	00	0%	0575	29
B	18	1%	1012	51
C	17	1%	1588	80
D	00	0%	0000	00
Total Families	1771	100	1985	100

	THAR	SINDH
POULTRY FARMING		
A%	0%	29
B%	1%	51
C%	1%	80
D%	0%	00

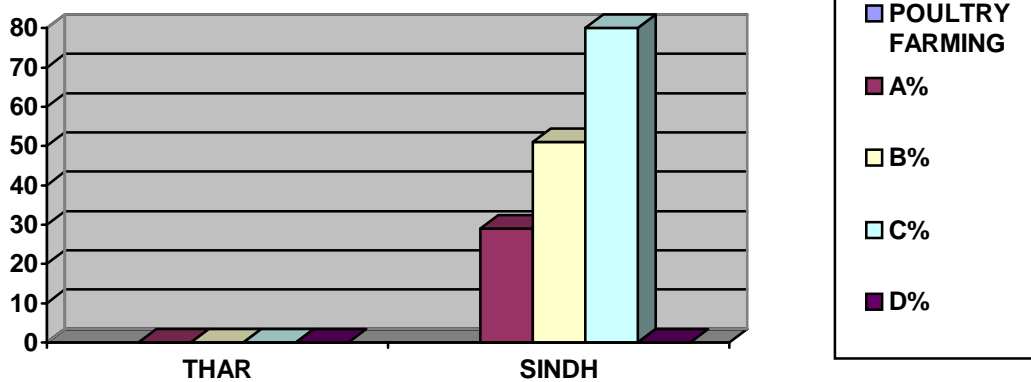


Chart-7.35

Analysis for Tharparkar

This table is regarding poultry farming. It shows no body has got poultry farm for income generating purpose. 1 % says that they have got it for personal nutrition purpose. 1 % says that they have got informal poultry farm and no body has got formal poultry.

Analysis for Barrage Area Sindh

This table is regarding poultry farming. It shows 29 families have got poultry for income generating purpose. 51 % say that they have got it for personal nutrition purpose. 80 % say that they have got informal poultry farm and no body has got formal poultry.

36. Regarding suitability of poultry farming.

If there is market for poultry at profitable rates, then you are in favour of, which of the following?

Specific Questions

- A. Climate is not suitable for poultry farming.
- B. If light is available, then, we will do it.
- C. We need awareness and training.
- D. We have no interest in keeping poultry farms.
- E. Instead of poultry farming, livestock is better.

TABLE-7.36 REGARDING SUITABILITY OF POULTRY FARMING

Answer in favour of	THARPARKAR		BARRAGE SINDH	
	Responded	%	Responded	%
A	230	13	0198	10
B	337	19	0020	01
C	514	29%	0040	02
D	159	09%	0119	06
E	531	30%	1608	81
Total Families	1771	100	1985	100

SUITABILITY OF POULTRY FARMING	THAR	SINDH
A%	13	10
B%	19	01
C%	29	02
D%	09	06
E%	30	81

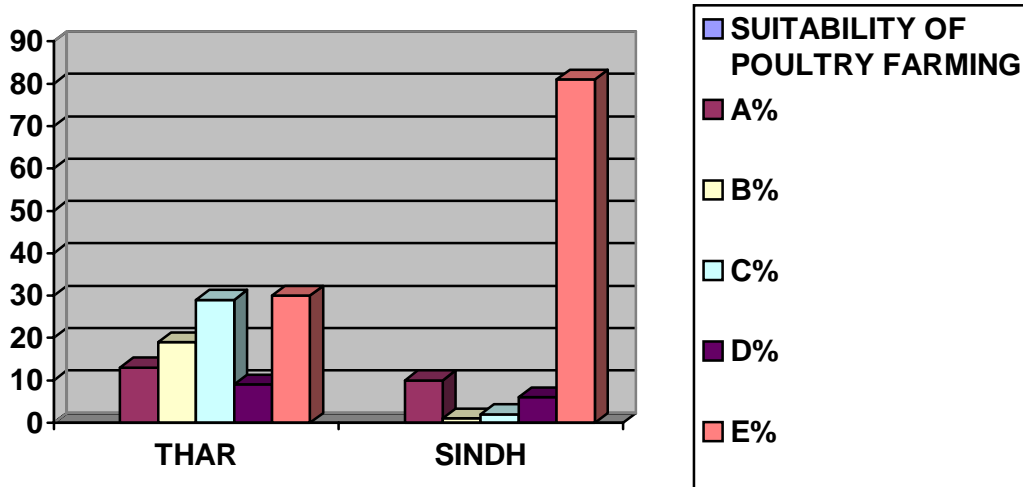


Chart-7.36

A Comparative Study of Agro-based Industry of Tharparkar with Canal Barrage Area Sindh (1988-2000), Suggested Techniques Leading to an Industrial Economy, PhD Theses, Department of Economics, University of Sindh, Jamshoro, April, 2002, Chapter-7. By: Gobind M. Herani

Analysis for Tharparkar

This table is regarding the suitability of poultry on conditions that if there is market for poultry at profitable rates, then 13 % say that climate is not suitable for poultry farming. 19 % families say that if light is available then they will do it. 29 % families say that they need awareness and training and 9 % say that they do not interest to keep poultry and 30 % say instead of poultry, livestock is better.

Analysis for Barrage Area Sindh

This table is regarding the suitability of poultry on conditions that if there is market for poultry at profitable rates, then 10 % say that climate is not suitable for poultry farming. 01- % families say that if light is available then they will do it. 02 % families say that they need awareness and training and 06 % say that they do not interest of to keep poultry and 81 % say instead of poultry, livestock is better.

37. Regarding fish farming.

You are in favour of which of the following?

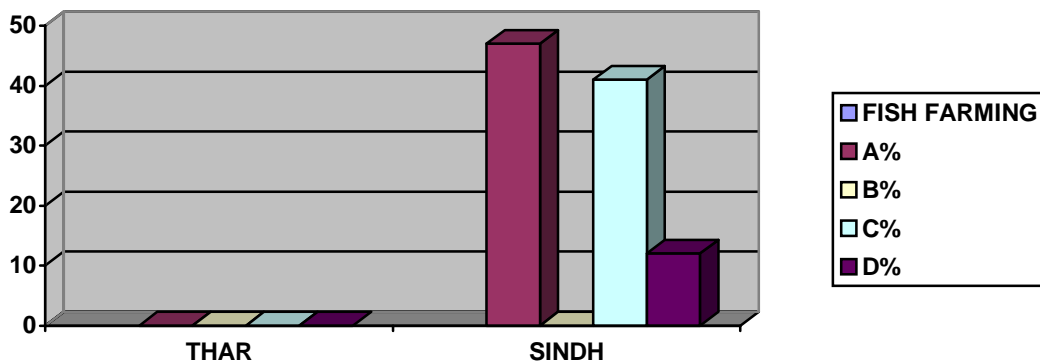
Specific Questions

- A. Water is not available for it.
- B. It is very difficult to look after.
- C. It is good, but for big landlords only.
- D. Water makes salinity.

TABLE-7.37 REGARDING FISH FARMING.

Answer in favour of	THARPARKAR		BARRAGE SINDH	
	Responded	%	Responded	%
A	NA		0933	47
B	NA		0000	00
C	NA		0814	41
D	NA		0238	12
Total Families	1771	100	1985	100

	THAR	SINDH
FISH FARMING		
A%	00	47
B%	00	00
C%	00	41
D%	00	12



Chart

-7.37

Analysis for Tharparkar

This table is regarding fish farming. It shows that fish is not available in Thar due to lack of water.

A Comparative Study of Agro-based Industry of Tharparkar with Canal Barrage Area Sindh (1988-2000), Suggested Techniques Leading to an Industrial Economy, PhD Theses, Department of Economics, University of Sindh, Jamshoro, April, 2002, Chapter-7. By: Gobind M. Herani

Analysis for Barrage Area Sindh

This table is regarding fish farming. It shows that 47 % families say that, water is not available. 0 % says that, it is difficult to look after. 41% families say that, it is good but for only big landlords. 12 % families say that water makes the soil saline.

Mills

38. Regarding mills.

You are in favour of, which of the following?

Specific Questions

- A. If crops are not produced then mills may get affected
- B. Mills are always running even in droughts conditions.
- C. Mills fully depend upon crops.
- D. Mills are seasonal and don't provide employment for the whole year
- E. How many of you do work in mills

TABLE-7.38 REGARDING MILLS

Answer in favour of	THARPARKAR		BARRAGE SINDH	
	Responded	%	Responded	%
A	N.A		1707	86
B	N.A		0337	17
C	N.A		1925	97
D	N.A		1985	100
E	N.A		0060	03
Total Families	1771	100	1985	100

	THAR	SINDH
REGARDING MILLS		
A%		86
B%		17
C%%		97
D%		100
E%		03

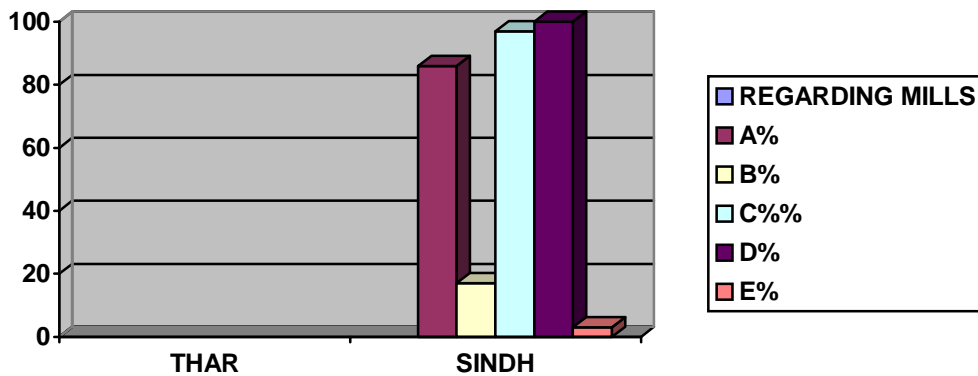


Chart-7.38

Analysis for Tharparkar

Mills are not available in Thar. Only small flourmills are available.

Analysis for Barrage Area Sindh

A Comparative Study of Agro-based Industry of Tharparkar with Canal Barrage Area Sindh (1988-2000), Suggested Techniques Leading to an Industrial Economy, PhD Theses, Department of Economics, University of Sindh, Jamshoro, April, 2002, Chapter-7. By: Gobind M. Herani

This table is about mills. It shows that 86 % families say that, if crops are affected then mills get affected 17 % families say that mills are always running even in drought too. 97 % families say that mills fully depend upon crops. 100 % families say that mills are seasonal and do not employ for whole year. 3 % families say that they work in mills.

IV. Conclusion

From the detailed study of this chapter it is concluded that open poll questions have been asked from the farmers of Tharparkar and barrage areas of Sindh about agro based industry. In this background characteristic and opinions are taken through questions. This data is primarily and is first ever study of Tharparkar on the subject.

From the questions as about Tharparkar it is concluded that 95 percent families have strong attachment with crops agriculture and livestock rising. They waste their time in expectation for rainfall, which is never confirmed. They do not search alternate source of income generation. Majority of Tharies is poor and 80 percent are in debt. For the income generation for each and every one first is goats and second is sheep. Goat can survive in drought too. Mostly people like the income generating at their own villages. If 20-50 goats are reared then one family can meet, their needs properly even in drought. All types of livestock except buffaloes can be the source of income if fodder is made available by any meant. If poor would be given better races of livestock on loans and refundable in installment basis then up to coming four years they can be independent and self sustained. But these loans should follow the policy as Thardeep is doing.

For the barrage area all crops, livestock, dairy farming, fishing and milling all are well balanced as compared to Tharparkar.

References:

1. Thardeep rural Development Project (TRDP) AN Introduction. Mithi Tharparkar: (leaflet).
2. District Census Report of Tharparkar 1998, (Islamabad: population census organization, Statistics Division, Government of Pakistan, Islamabad. September 1999). P.19
3. http://www.sindh.govt.pk/Sindh_at_a_glance/
4. Suchman, E.A and MCCANDLESS, B-1965. Who answers questionnaires, J. appl. Psychol, 24, 758-769.
5. The interview upon the response in a public opinion poll. J. Consult Psychol, 4, 134-136.
6. Some general principles + sampling. In control, H gauging Public opinion Princeton- Princeton University press.
7. Some general principles + sampling. In control, H gauging Public opinion Princeton- Princeton University press.
8. The interview upon the response in a public opinion poll. J. Consult Psychol, 4, 134-136.