

MPRA

Munich Personal RePEc Archive

Education, inequality, and development in a dual economy

Yuki, Kazuhiro

21 November 2012

Online at <https://mpra.ub.uni-muenchen.de/42760/>
MPRA Paper No. 42760, posted 24 Nov 2012 11:40 UTC

Education, Inequality, and Development in a Dual Economy

Kazuhiro Yuki*

November 21, 2012

Abstract

In the post-WWII era, most developing economies had decent economic growth, but, with current growth trends, the great majority of them are unlikely to transform into developed economies in near future. In these economies, the dual economic structure, the coexistence of the modern/formal sector and the traditional/informal sector, is persistent. The educational level of the population increased greatly, but the growth of the *skill* level, especially when measured by the share of high-skill workers, is relatively modest. Wage inequality between workers with basic skills and with advanced skills rose over time, while the inequality between workers with and without basic skills fell greatly.

In order to understand these facts, this paper develops a dynamic dual-economy model and examines how the long-run outcome of the economy depends on the initial distribution of wealth and sectoral productivity. It is shown that, for fast transformation into a developed economy, the initial distribution must be such that extreme poverty is not prevalent and the size of "middle class" is enough. If the former is satisfied but the latter is not, which would be the case for many developing economies falling into "middle income trap", the fraction of workers with basic skills and the share of the modern sector rise, but inequality between workers with advanced skills and with basic skills worsens and the traditional sector remains, consistent with the above-mentioned facts.

JEL Classification Numbers: I25, J31, O15, O17

Keyword: dual economy, modernization, education, wealth distribution

*Faculty of Economics, Kyoto University, Yoshida-hommachi, Sakyo-ku, Kyoto, 606-8501, Japan; Phone +81-75-753-3532; E-mail yuki@econ.kyoto-u.ac.jp.

1 Introduction

In the post-WWII era, most developing economies had decent economic growth and raised standards of living reasonably. However, except some oil-rich economies, only a small number of economies in East Asia and Southern Europe had persistent high growth and evolved into developed economies. With current income levels and growth trends, the great majority of developing economies are unlikely to achieve such transformation in near future.

In these economies, the dual economic structure, that is, the coexistence of the modern/formal sector characterized by advanced technology, large establishment sizes, skilled jobs, and high wages, and the traditional/informal sector with the contrasting features, is persistent (La Porta and Shleifer, 2008; OECD, 2009).^{1,2} The educational level of the population increased greatly, but the growth of the *skill* level, especially when measured by the share of high-skill individuals, seems to be relatively modest, considering that enormous gaps in cognitive skills with developed economies remain (Hanushek and Woessmann, 2008).³ Further, wage inequality between workers with basic skills (those taught in mandatory education) and with advanced skills rose over time, while the inequality between workers with and without basic skills fell greatly (Colclough, Kingdon, and Patrinos, 2010).⁴ This might indicate that basic education has become less effective in mitigating poverty but taking further education, especially of good quality, is increasingly difficult for the poor.

In order to understand these facts, this paper develops a dynamic dual-economy model

¹To be exact, the modern-traditional classification is mainly based on technologies, while the formal-informal one is mainly based on official registrations of businesses, so they are distinct. Firms with modern technology may choose the informal sector due to heavy regulations or taxation (OECD, 2009).

²The traditional/informal sector can be divided into the urban informal sector, traditional agriculture, and the household production sector (see footnote 6). Rapid urbanization lowered the share of agricultural employment significantly, but it did not raise the share of the modern/formal sector greatly in many countries. According to OECD (2009), informal employment, defined as the sum of urban informal-sector employment and formal-sector one without social protection (such as social security benefits) accounts for the majority of non-agricultural employment in developing economies.

³According to Hanushek and Woessmann (2008), the share of students without basic literacy in cognitive skills is more than 30% (as high as 82%) in most developing nations, while it is less than 10% (as low as 3%) in developed nations. Further, the share of high-performing students in the skills is more than 10% (as high as 22%) in most developed nations, while it is less than 1% (as low as 0.1%) in many developing nations. Reviewing the literature, they conclude that there is compelling evidence that cognitive skills, rather than mere school attainment, are strongly related to individual earnings and economic growth.

⁴Colclough, Kingdon, and Patrinos (2010) combine estimated returns to education in developing nations from recent cross-section studies (32 studies for 35 countries) with those from earlier studies (more than 100 studies using data from the 1960s to early 1990s), and find that, on average, the return to primary education fell rapidly over time and became lower than returns to post-primary education, which, particularly the one to tertiary education, fell very moderately. Since quality of education deteriorated over time in most developing nations due to rising enrollment under harsh budget, *quality-adjusted* returns to advanced education seem to have risen. They also review a limited number of country studies using time-series data after the 1980s, which find that the return to tertiary education rose greatly and the one to primary education fell.

and examines how the long-run outcome of the economy depends on the initial distribution of wealth and sectoral productivity. It is shown that, for fast transformation into a developed economy, the initial distribution must be such that extreme poverty is not prevalent and the size of "middle class" is enough. Both conditions seem to have held in the successful East Asian economies largely because of successful land redistribution and effective public school system, where, as in the model economy undergoing such transformation, inequality between workers with advanced education and others fell over time (Wood, 1994). In contrast, if the former is satisfied but the latter is not, which would be the case for many developing nations falling into "middle income trap", the fraction of workers with basic skills and the share of the modern sector rise, but inequality between workers with advanced skills and with basic skills worsens and the traditional sector remains for long periods, consistent with the above facts.⁵ If the former condition does not hold, which would be true for poorest economies, the dual structure and large inequality between workers without basic skills and others (especially, those with advanced skills) last for very long periods.

The analysis is based on a deterministic, discrete-time, and small-open OLG model. The economy is inhabited by a continuum of two-period-lived individuals who are homogeneous in innate ability. In childhood, an individual receives a transfer from her parent and spends it on assets and education. Basic education, which corresponds to acquiring essential skills taught in mandatory education, is needed to become a middle-skill worker, and more-costly advanced education is needed to become a high-skill worker. No credit market for the educational investment exists, so she cannot invest more than the received transfer. Since she can spend wealth on assets too, she invests in education only if it is financially accessible *and* profitable. In adulthood, she obtains income from assets and work and spends it on *basic consumption*, *non-basic consumption*, and a transfer to her single child.

The economy is composed of *up to* two sectors, the *modern sector* producing good M and the *traditional sector* producing good T . The modern sector using advanced technology employs high-skill and middle-skill workers, and the traditional sector employs low-skill workers. Both goods can be used for basic consumption, while only good M can be used for non-basic consumption. In other words, goods for basic needs, such as clothing, food, and shelter, can be produced using either technology, while the advanced technology is required to produce goods such as electric appliances and IT gadgets. It is assumed that good M is tradable and good T is nontradable. The traditional sector produces goods for basic needs using primitive technology, thus it corresponds to the urban informal sector,

⁵Although skill-biased technical change is a possible contributor to the increasing inequality in recent years, particularly in middle-income economies, Colclough, Kingdon, and Patrinos (2010) find that this trend started well before IT technologies became economically important (see footnote 4).

traditional agriculture, and the household production sector in real economy, all of which supply goods mainly for domestic markets.⁶ By contrast, the modern sector corresponds to modern manufacturing and commercial agriculture, which compete more directly with foreign producers. If good T is relatively cheap, only the traditional sector supplies goods for basic consumption, otherwise, the modern sector too or only the sector does.

Because the distribution of wealth in the initial period is unequal and the inequality is transmitted intergenerationally through transfers, generally, individuals are heterogeneous in accessibility to two types of education. Hence, those without enough wealth cannot take basic or advanced education even if the return to the education net of its cost is positive. Their descendants, however, may become accessible to it if enough wealth is accumulated. (Opposite is true for descendants of relatively wealthy individuals.)

Main results, which are concerned with the situation where sectoral productivities are not very low, are summarized as follows. First, the model has four types of steady states, which are different in proportions of the *poor* (those who cannot access advanced education) and the *very poor* (those who cannot access basic education), wage inequality, the size of the traditional sector, etc. The best steady state (in terms of aggregate output, aggregate net income, and average utility) has features of a typical developed economy: no poverty (universal access to advanced education), low wage inequality (wages net of education costs are equal), high relative price of basic consumption, and no traditional sector (goods for basic consumption are totally supplied by the modern sector).^{7,8} Other three types of steady states share the contrasting features, but differ in characteristics of poverty and wage inequality: in one type, no extreme poverty (universal access to basic education) but prevalent mild poverty, and high inequality between high-skill workers and others and low inequality between middle-skill and low-skill workers, features of many middle-income economies; in another type, no mild poverty (those who can access basic education can afford advanced education) but widespread extreme poverty, and high inequality between low-skill workers and others and low inequality between high-skill and middle-skill workers; in yet another type, as observed in poorest economies, pervasive extreme and mild poverty and typically high inequalities among three types of workers.

Second, to which type of steady states the economy converges depends on the initial

⁶The urban informal sector supplies basic nontradable services, such as petty trading of commodities and basic meals, and basic manufacturing goods mostly for domestic markets. Traditional agriculture is operated on a small scale by family farms and produces agricultural products mainly for basic needs of domestic consumers. And, the household sector produces basic goods and services mostly for self-consumption.

⁷Since net returns of two types of education are equal, some individuals just take basic education.

⁸Although wage inequality rose in most developed economies in recent decades, the level of the inequality is still much lower than a typical developing economy. Further, the cost of higher education too rose greatly in many of the economies, thus disparities in wages *net* of education costs enlarged more moderately.

distribution of wealth. In particular, for the best steady state to be realized, the initial distribution must be such that the very poor are not large in number and the non-poor must be enough relative to the poor.⁹ If the initial size of the very poor is large, the dual structure and large inequality between low-skill workers and others (especially, high-skill workers) remain in the long run, i.e. the economy converges to either of the last two types of steady states. If its size is not large but the non-poor are scarce relative to the poor, the fraction of middle-skill workers and the share of the modern sector rise, and inequality between middle-skill and low-skill workers shrinks over time. However, inequality between high-skill and middle-skill workers worsens, and typically the traditional sector remains in the long run, i.e. the economy converges to the second type.

These results are obtained from the model with time-invariant sectoral productivities. When the productivity of the modern sector grows continuously over time, ultimately, the economy converges to the best steady state from any initial condition, but the speed of convergence depends critically on the initial condition and thus the qualitative results of the constant productivity case remain to hold approximately. Hence, as stated earlier, the model can explain the facts described at the beginning.¹⁰

The main implication is that, for fast modernization of an economy, the initial distribution of wealth must be such that extreme poverty is not prevalent so that most people can acquire basic skills and the size of "middle class" is enough so that an adequate number of workers possess advanced skills. Consistent with this and the above results, Hanushek and Woessmann (2009), using data on international tests for 50 countries, find that both the share of students with basic skills and that of top performance have significant effects on economic growth that are *complementary* each other. The model provides a sectoral-shift-based explanation for their finding. The model's implications are also consistent with findings by Deininger and Olinto (2000) on relations among inequality, education, and growth, Easterly (2001) on the importance of middle class in development, and La Porta and Shleifer (2008) on the importance of educated managers in the expansion of the modern sector.¹¹

⁹Note, however, that the economy *can* converge to the second and third types of steady states too, depending on details of the initial distribution. The best steady state is more likely to be reached as the size of the very poor is smaller and the proportion of the non-poor to the poor is higher.

¹⁰The paper also examines the situation where sectoral productivities are very low initially and grow over time. When the modern sector's productivity is very low, the best steady state does not exist and, even with a good initial condition, the fraction of high-skill workers remains constant (that of middle-skill workers rises) and inequality between high-skill and middle-skill workers (low-skill workers too after some point) worsens over time. After the productivity reaches a certain level, however, the fraction rises, the inequality falls, and the economy converges to the best steady state. The dynamics may resemble historical experiences of many developed economies.

¹¹Deininger and Olinto (2000) find that growth is affected negatively by initial land inequality (a proxy for initial asset inequality) and positively by mean years of schooling, which in turn is negatively affected

This paper is related to the theoretical literature on dual economy models, such as Galor and Zeira (1993), Banerjee and Newman (1998), Lucas (2004), Wang and Xie (2004), Proto (2007), Yuki (2007, 2008), and Vollrath (2009).¹² Banerjee and Newman (1998) examine implications of differences in technological and institutional conditions between rural traditional and urban modern sectors for development and urbanization. Lucas (2004) examines rural-urban migration in a model where urban workers allocate time between human capital accumulation and production. Wang and Xie (2004) explore factors affecting the activation of a modern industry using a static two-sector model with non-homothetic preferences and uncompensated spillovers in the IRS modern sector. Based on a three-sector (agrarian, manufacturing, and informal) model, Proto (2007) analyzes how the initial number of unskilled landless workers, through its effect on their bargaining power against landlords and land rents, determines wealth and human capital accumulations and development. Vollrath (2009) shows that the marginal product of labor in the modern sector can be higher than in the traditional sector and such allocation is welfare-maximizing based on a model in which individuals allocate time between market and non-market activities.

The more closely related are Galor and Zeira (1993) and Yuki (2007, 2008), which develop dual economy models where, as in this paper, lumpy skill investment is constrained by intergenerational transfers motivated by impure altruism and examine the relationship between initial distribution and long-run outcome. Unlike the present paper, however, the type of education (skill investment) is single, and either the traditional sector produces the same good as the modern sector (Galor and Zeira) or only the sector can produce goods for basic education (Yuki). Hence, their models cannot analyze how proportions of workers with basic education and with advanced education, their wages, and wage inequality between them change over time, thereby exploring what roles different types of education play in development. Further, they cannot capture the process where the production of goods for basic consumption shifts from the traditional sector to the modern sector with development, which is universally observed in real economy: in the models of Yuki (2007, 2008), the traditional sector remains even in the best steady state.

The paper is somewhat related to the empirical literature showing the existence of multiple growth paths. van Paap, Franses, and Dijk (2005) and Owen, Videras, and Davis (2009)

by the initial inequality. Easterly (2001) finds that a greater size of middle class, measured as the share of income held by second through fourth quintiles of the distribution, is associated with more education, higher income, and higher growth. La Porta and Shleifer (2008) find large difference between formal (modern) and informal (traditional) firms in the human capital of their managers and indicates that this drives many other differences, including the quality of inputs and access to finance.

¹²This paper is somewhat related to the theoretical literature on structural change, which is concerned with the shift from agriculture to manufacturing and services in the process of development, such as Laitner (2000), Kongsamut, Rebelo, and Xie (2001), Hansen and Prescott (2002), and Ngai and Pissarides (2007).

find that countries can be clustered into multiple groups with distinct growth regimes. Alfo, Trovato, and Waldman (2008) show that countries can be clustered into many groups with different levels of per capita GDP and with no sign of convergence across groups.

The paper is organized as follows. Since the model is a sequence of quasi-static economies in which single generations make decisions, for ease of presentation, Section 2 presents and analyzes the model without taking into account intergenerational linkages, then Section 3 considers the linkages. Section 4 analyzes the model and derives main results, and Section 5 concludes. Appendix B contains proofs of lemmas and propositions.

2 Model

Although the model is dynamic, it is a sequence of quasi-static economies in which single generations make decisions. This section presents and analyzes the model without taking into account intergenerational linkages, then the next section considers the linkages.¹³

2.1 Setup

Consider a deterministic, discrete-time, and small-open OLG economy. The economy is inhabited by a continuum of two-period-lived individuals who are homogeneous in innate ability. Each adult has a single child and thus the population is constant over time. The adult population is normalized to be 1.

Lifetime of an individual: In childhood, individual i receives a transfer b^i from her parent and spends it on assets a^i and education in order to maximize future income. Basic education (costs e_m), which corresponds to acquiring essential skills taught in primary and lower secondary education, is needed to become a middle-skill worker, and advanced education (costs $e_h > e_m$) is needed to become a high-skill worker.¹⁴ Thus, if she spends e_j ($j = h, m$) on education, $a^i = b^i - e_j$, and $a^i = b^i$ if she does not take education. Since no credit market exists for the educational investment, she cannot invest more than b^i , i.e. $a^i \geq 0$.

In adulthood, she obtains income from assets and work and spends it on *basic consumption* c_B^i , *non-basic consumption* c_N^i , and a transfer to her single child $(b^i)'$. A unit of non-basic consumption is a numeraire. Characteristics of the two types of consumption are explained later. She maximizes the Cobb-Douglas utility subject to the budget constraint:

$$\max U = (c_B^i)^{\gamma_B} (c_N^i)^{\gamma_N} [(b^i)']^{\gamma_b}, \quad \gamma_i \in (0, 1), \quad \gamma_B + \gamma_N + \gamma_b = 1, \quad (1)$$

$$s.t. \quad P c_B^i + c_N^i + (b^i)' = w^i + (1+r)a^i, \quad (2)$$

where P is the relative price of basic consumption and w^i is her gross wage. By solving the maximization problem, the following consumption and transfer rules are obtained.

¹³All variables are presented without time subscripts in this section.

¹⁴The cost of advanced education includes the cost of acquiring basic skill.

$$Pc_B^i = \gamma_B[w^i + (1+r)a^i], \quad (3)$$

$$c_N^i = \gamma_N[w^i + (1+r)a^i], \quad (4)$$

$$(b^i)' = \gamma_b[w^i + (1+r)a^i]. \quad (5)$$

Production: The small open economy (thus interest rate r is exogenous) is composed of *up to* two sectors, the modern sector producing good M and the traditional sector producing good T . The modern sector, which utilizes advanced technology, employs high-skill and middle-skill workers, and the traditional sector using primitive technology employs low-skill workers for production. Production functions of the two sectors are:

$$Y_M = A_M(L_h)^\alpha(L_m)^{1-\alpha}, \quad \alpha \in (0, 1), \quad (6)$$

$$Y_T = A_T L_l, \quad (7)$$

where L_h , L_m , and L_l are numbers of high-skill, middle-skill, and low-skill workers respectively, and A_i ($i = M, T$) is the exogenous productivity of sector i .¹⁵

Characteristics of goods and consumption: Both good M and good T can be used for basic consumption, while only good M can be used for non-basic consumption. In other words, goods for basic needs, such as clothing, food, and shelter, can be produced using either technology, while goods such as electric appliances and IT gadgets can be produced using the advanced technology only. Specifically, a unit of basic consumption can be fulfilled by the consumption of either a unit of good T or θ units of good M . The unit of measurement of non-basic consumption is good M , so $P \leq \theta$ must hold.¹⁶

Assume that good M is tradable and good T is nontradable. The assumption would be better understood by associating the two sectors with sectors in real economy. The traditional sector produces consumption goods for basic needs using primitive technology, thus it corresponds to the urban informal sector, traditional agriculture, and the household sector. The urban informal sector supplies basic nontradable services (such as retail of commodities and meals) and basic manufacturing goods mostly for domestic markets, and accounts for the majority of non-agricultural employment in many developing economies (OECD, 2009). Traditional agriculture is operated by family farms and supplies products mainly for basic needs of domestic consumers.¹⁷ And, the household sector produces basic goods and services mostly for self-consumption, whose importance is significant in developing countries. By con-

¹⁵Because free international capital mobility is assumed, the production function of the modern sector may be considered as a reduced form of the function that includes physical capital K as an input:

$$Y_M = \widetilde{A}_M(L_h)^\beta(L_m)^\gamma(K)^{1-\beta-\gamma}, \quad \beta, \gamma \in (0, 1). \quad (8)$$

When (6) is the reduced-form function, A_M depends positively on \widetilde{A}_M and negatively on r .

¹⁶Good M is used for education too: the education cost is that of purchasing a fixed amount of the good.

¹⁷As in Yuki (2007), traditional agriculture may be introduced as a separate tradable sector operated by low-skill farmers. The analysis would be much more complicated without affecting most qualitative results.

trast, the modern sector corresponds to modern manufacturing and commercial agriculture, which compete more directly with foreign producers (La Porta and Shleifer, 2008).¹⁸

Determination of wages: Goods and labor markets are competitive, thus wages of high-skill, middle-skill, and low-skill workers are given by:

$$w_h = \alpha A_M \left(\frac{L_m}{L_h} \right)^{1-\alpha}, \quad (9)$$

$$w_m = (1-\alpha) A_M \left(\frac{L_h}{L_m} \right)^\alpha, \quad (10)$$

$$w_l = P A_T. \quad (11)$$

For later use, denote wages of high-skill and middle-skill workers *net of costs of education* by $\widetilde{w}_j = w_j - (1+r)e_j$ ($j = h, m$), which are:

$$\widetilde{w}_h = \widetilde{w}_h \left(\frac{L_h}{L_m} \right) \equiv \alpha A_M \left(\frac{L_m}{L_h} \right)^{1-\alpha} - (1+r)e_h, \quad (12)$$

$$\widetilde{w}_m = \widetilde{w}_m \left(\frac{L_h}{L_m} \right) \equiv (1-\alpha) A_M \left(\frac{L_h}{L_m} \right)^\alpha - (1+r)e_m. \quad (13)$$

Determination of P: When the relative price of good T is low, only good T of the traditional sector is used for basic consumption and thus its market-clearing condition is:

$$P A_T L_l = \gamma_B [w_h L_h + w_m L_m + w_l L_l + (1+r) \sum_i a^i], \quad (14)$$

where the right-hand side is obtained by aggregating (3) over the adult population. Denote aggregate intergenerational transfers by B . Then, $\sum_i a^i = B - (e_h L_h + e_m L_m)$ holds. By plugging this expression, $w_l = P A_T$, and $L_l = 1 - (L_h + L_m)$ into (14) and solving for P ,

$$P = \frac{\gamma_B [w_h - (1+r)e_h] L_h + [w_m - (1+r)e_m] L_m + (1+r)B}{1 - \gamma_B A_T [1 - (L_h + L_m)]}, \quad (15)$$

which is expressed as an increasing function of L_h , L_m , and B by using (9) and (10):

$$P = P(L_h, L_m, B) \equiv \frac{\gamma_B A_M (L_h)^\alpha (L_m)^{1-\alpha} + (1+r)[B - e_h L_h - e_m L_m]}{1 - \gamma_B A_T [1 - (L_h + L_m)]}. \quad (16)$$

$P(L_h, L_m, B) \leq \theta$ must hold for $P = P(L_h, L_m, B)$ to be true.

When L_h , L_m , and B are large, the demand for good T is high and its supply is low enough that $P(L_h, L_m, B) > \theta$ holds. Good M too is used for basic consumption and $P = \theta$ holds. The amount of good M used for basic consumption, C_{BM} , equals

$$C_{BM} = \gamma_B \{A_M (L_h)^\alpha (L_m)^{1-\alpha} + (1+r)[B - e_h L_h - e_m L_m]\} - (1 - \gamma_B) \theta A_T [1 - (L_h + L_m)]. \quad (17)$$

From these results, the low-skill wage equals:

$$w_l = w_l(L_h, L_m, B) \equiv \begin{cases} P(L_h, L_m, B) A_T & \text{when } P(L_h, L_m, B) \leq \theta \\ \theta A_T & \text{when } P(L_h, L_m, B) \geq \theta \end{cases}. \quad (18)$$

¹⁸In real economy, there exist skill-intensive modern sectors supplying nontradables. However, in developing countries, most of skill-intensive nontradables are public services, health services, and education, where market forces have limited roles, while sectors such as finance and consulting services are limited in size.

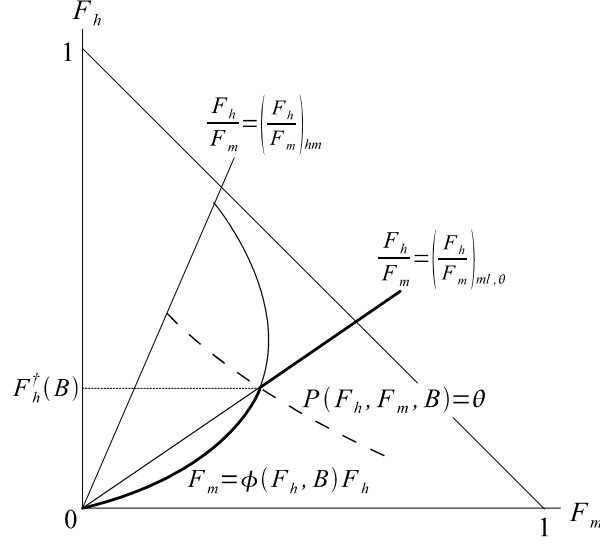


Figure 1: Shapes of critical loci determining educational choices and wages

2.2 Equilibrium educational choices and wages

Individuals are heterogenous in received transfer b^i . Let F_h be the proportion of individuals who can afford e_h to become a high-skill worker, and let F_m be the proportion of those who *cannot* afford e_h but can afford e_m to become a middle-skill worker (thus $F_h + F_m \leq 1$). Since an individual can spend wealth on assets as well, she invests in education only if it is financially accessible *and* profitable. An individual with $b^i \geq e_h$ spends e_h only if $\widetilde{w}_h \geq \max\{\widetilde{w}_m, w_l\}$, and one with $b^i \geq e_m$ spends e_m only if $\widetilde{w}_m \geq w_l$. Thus, $L_h \leq F_h$ and $L_h + L_m \leq F_h + F_m$ must hold, but $L_h = F_h$ and $L_m = F_m$ do not necessarily hold. This section examines how L_h , L_m , and wages are determined depending on F_h , F_m , and B .

2.2.1 Critical equations determining educational choices and wages

As can be seen from the above discussion, magnitude relations of \widetilde{w}_h to \widetilde{w}_m and of \widetilde{w}_m to w_l at $L_h = F_h$ and $L_m = F_m$ are critical in determining L_h and L_m . For example, if $\widetilde{w}_h \geq \widetilde{w}_m$ and $\widetilde{w}_m \geq w_l$ at $L_h = F_h$ and $L_m = F_m$, $L_h = F_h$ and $L_m = F_m$ hold in equilibrium, i.e. if each level of education is profitable when all individuals take highest affordable education, they do take it. Hence, combinations of F_h and F_m satisfying $\widetilde{w}_h(\frac{F_h}{F_m}) = \widetilde{w}_m(\frac{F_h}{F_m})$ and the combinations satisfying $\widetilde{w}_m(\frac{F_h}{F_m}) = w_l(F_h, F_m, B)$ are crucial.

Denote $\frac{F_h}{F_m}$ satisfying $\widetilde{w}_h(\frac{F_h}{F_m}) = \widetilde{w}_m(\frac{F_h}{F_m})$ by $(\frac{F_h}{F_m})_{hm}$, and denote $\frac{F_h}{F_m}$ satisfying $\widetilde{w}_m(\frac{F_h}{F_m}) = \theta A_T$ (w_l when $P = \theta$) by $(\frac{F_h}{F_m})_{ml,\theta}$, which equals, from (13):

$$\left(\frac{F_h}{F_m}\right)_{ml,\theta} = \left[\frac{\theta A_T + (1+r)e_m}{(1-\alpha)A_M} \right]^{\frac{1}{\alpha}}. \quad (19)$$

Assumption 1 $(\frac{F_h}{F_m})_{hm} > (\frac{F_h}{F_m})_{ml,\theta}$.

The assumption implies $\widetilde{w}_h = \widetilde{w}_m > \theta A_T$ at $\frac{L_h}{L_m} = (\frac{F_h}{F_m})_{hm}$, that is, the highest (lowest) net middle-skill (high-skill) wage is strictly greater than the highest low-skill wage.

As for F_h and F_m satisfying $\widetilde{w}_m(\frac{F_h}{F_m}) = P(F_h, F_m, B)A_T$ (w_l when $P < \theta$), Lemma A1 of Appendix A examines its existence and properties. In particular, the lemma shows that it can be expressed as $F_m = \phi(F_h, B)F_h$, where $\phi(\cdot)$ is a decreasing function.

From (18), $F_m = \phi(F_h, B)F_h \Leftrightarrow \widetilde{w}_m(\frac{F_h}{F_m}) = P(F_h, F_m, B)A_T$ affects educational choices when $P(F_h, F_m, B) \leq \theta$, and $\frac{F_h}{F_m} = (\frac{F_h}{F_m})_{ml,\theta} \Leftrightarrow \widetilde{w}_m(\frac{F_h}{F_m}) = \theta A_T$ affects the choices when $P(F_h, F_m, B) \geq \theta$. Hence, relative positions of $P(F_h, F_m, B) = \theta$ and these loci are important, which is investigated in Lemma A2 of Appendix A.

Figure 1 illustrates shapes of the critical loci on the (F_m, F_h) plane. ($F_h^\dagger(B)$ is the intersection of $F_m = \phi(F_h, B)F_h$ with $\frac{F_h}{F_m} = (\frac{F_h}{F_m})_{ml,\theta}$, which decreases with B .) Since $P(F_h, F_m, B) < (>)\theta$ below (above) $P(F_h, F_m, B) = \theta$, $F_m = \phi(F_h, B)F_h$ affects educational choices below $P(F_h, F_m, B) = \theta$, and $\frac{F_h}{F_m} = (\frac{F_h}{F_m})_{ml,\theta}$ affects the choices above the locus.

2.2.2 Educational choices and wages

The next proposition presents educational choices and sectoral choices of individuals, based on the lemmas. Henceforth, individuals with $b^i \geq e_h$, those with $b^i \in [e_m, e_h)$, and those with $b^i < e_m$ are named the *non-poor*, the *poor*, and the *very poor*, respectively.

Proposition 1 (Educational choices and sectoral choices) *Suppose $F_h > 0$.*

- (i) *If $\frac{F_h}{F_m} \geq (\frac{F_h}{F_m})_{hm}$, the non-poor are indifferent between two education ($\widetilde{w}_h = \widetilde{w}_m$), the poor strictly prefer basic education ($\widetilde{w}_m > w_l$), $L_h = \frac{(\frac{F_h}{F_m})_{hm}}{1 + (\frac{F_h}{F_m})_{hm}}(F_h + F_m) \leq F_h$, $L_m = \frac{1}{1 + (\frac{F_h}{F_m})_{hm}}(F_h + F_m) \geq F_m$, and $L_l = 1 - F_h - F_m$.*
- (ii) *If $\frac{F_h}{F_m} < (\frac{F_h}{F_m})_{hm}$, the non-poor strictly prefer advanced education ($\widetilde{w}_h > \widetilde{w}_m$) and $L_h = F_h$.*
 - (a) *If $\frac{F_h}{F_m} \in ((\frac{F_h}{F_m})_{ml,\theta}, (\frac{F_h}{F_m})_{hm})$, the poor strictly prefer basic education ($\widetilde{w}_m > w_l$), $L_m = F_m$, and $L_l = 1 - F_h - F_m$.*
 - (b) *If $\frac{F_h}{F_m} \leq (\frac{F_h}{F_m})_{ml,\theta}$,*
 1. *When $\frac{\gamma B}{1 - \gamma B}(1 + r)B < \theta A_T$ and $F_h < F_h^\dagger(B)$, if $F_m \geq \phi(F_h, B)F_h$, the poor are indifferent between basic education and no education ($\widetilde{w}_m = w_l$), $L_m = \phi(F_h, B)F_h \leq F_m$, and $L_l = 1 - (1 + \phi(F_h, B))F_h$; otherwise, same as (a).*
 2. *Or else, $\widetilde{w}_m = w_l$, $L_m = [(\frac{F_h}{F_m})_{ml,\theta}]^{-1}F_h \leq F_m$, and $L_l = 1 - \{1 + [(\frac{F_h}{F_m})_{ml,\theta}]^{-1}\}F_h$.*

Figure 2 illustrates how L_h and L_m are determined depending on F_h and F_m when $\frac{\gamma B}{1 - \gamma B}(1 + r)B < \theta A_T$ on the (F_m, F_h) plane.¹⁹ As for $F_m = \phi(F_h, B)F_h$ and $\frac{F_h}{F_m} = (\frac{F_h}{F_m})_{ml,\theta}$, only portions of the loci that are *effective* (affect the determination of L_h and L_m) are drawn.

¹⁹Loci are drawn for *given* B satisfying $\frac{\gamma B}{1 - \gamma B}(1 + r)B < \theta A_T$. When B increases, $F_m = \phi(F_h, B)F_h$ shifts to the left and $F_h^\dagger(B)$ falls. When $\frac{\gamma B}{1 - \gamma B}(1 + r)B \geq \theta A_T$, $P = \theta$ always and the region $F_h \leq F_h^\dagger(B)$ disappears.

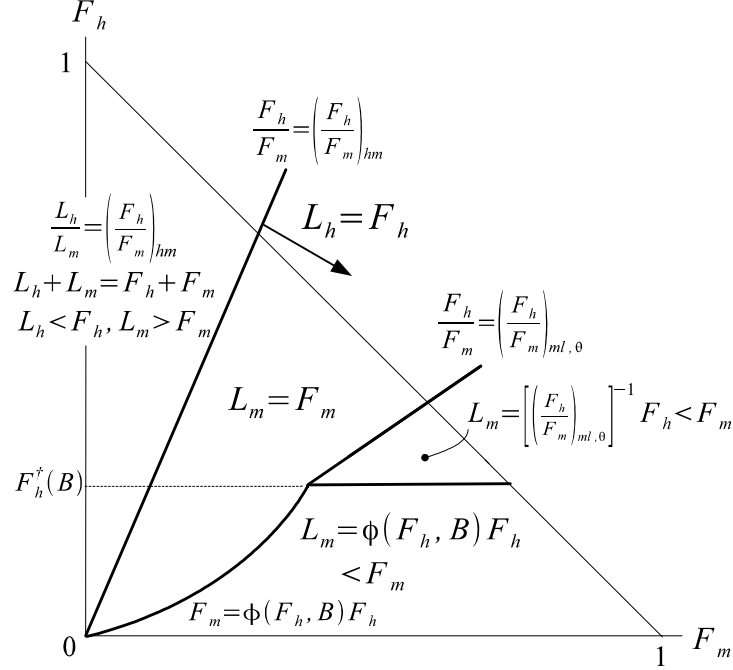


Figure 2: Educational and sectoral choices when $\frac{\gamma_B}{1-\gamma_B}(1+r)B < \theta A_T$ (Proposition 1)

When $\frac{F_h}{F_m} \geq \left(\frac{F_h}{F_m}\right)_{hm}$, the non-poor (those with $b^i \geq e_h$) are abundant relative to the poor (those with $b^i \in [e_m, e_h)$) and thus net wages of high-skill and middle-skill workers are equated. Hence, some of the non-poor do not take advanced education (when $\frac{F_h}{F_m} > \left(\frac{F_h}{F_m}\right)_{hm}$), while all the poor take basic education, i.e. $L_h = \frac{\left(\frac{F_h}{F_m}\right)_{hm}}{1 + \left(\frac{F_h}{F_m}\right)_{hm}}(F_h + F_m) < F_h$ and $L_h + L_m = F_h + F_m$.

By contrast, when $\frac{F_h}{F_m} < \left(\frac{F_h}{F_m}\right)_{hm}$, the net high-skill wage is strictly higher than the net middle-skill wage and thus all the non-poor take advanced education, i.e. $L_h = F_h$. As for the poor, when $\frac{F_h}{F_m} \in \left(\left(\frac{F_h}{F_m}\right)_{ml,\theta}, \left(\frac{F_h}{F_m}\right)_{hm}\right)$ and thus the non-poor are not very scarce relative to the poor, the net middle-skill wage is strictly higher than the low-skill wage and all of them take basic education, i.e. $L_m = F_m$. When the scarcity is greater, i.e. $\frac{F_h}{F_m} \leq \left(\frac{F_h}{F_m}\right)_{ml,\theta}$, choices of the poor depend on F_h as well as $\frac{F_h}{F_m}$. For given $\frac{F_h}{F_m}$, when F_h (thus F_m too) is small, i.e. $F_m < \phi(F_h, B)F_h \Leftrightarrow \frac{1}{\phi(F_h, B)} < \frac{F_h}{F_m}$ ($\phi(F_h, B)$ is a decreasing function), the size of the modern sector is small. Hence, the demand for good T , its relative price, and the low-skill wage are low and thus $L_m = F_m$ holds. In contrast, when F_h is not small, the low-skill wage equals the net middle-skill wage and some of the poor do not take basic education.²⁰

Proposition 2 shows how (net) wages depend on F_h , F_m , and B .

²⁰Specifically, when the non-poor are not abundant ($F_h < F_h^\dagger(B)$), $P < \theta$ and $L_m = \phi(F_h, B)F_h < F_m$, while when they are large in number ($F_h \geq F_h^\dagger(B)$), $P = \theta$ and $L_m = \left[\left(\frac{F_h}{F_m}\right)_{ml,\theta}\right]^{-1} F_h < F_m$.

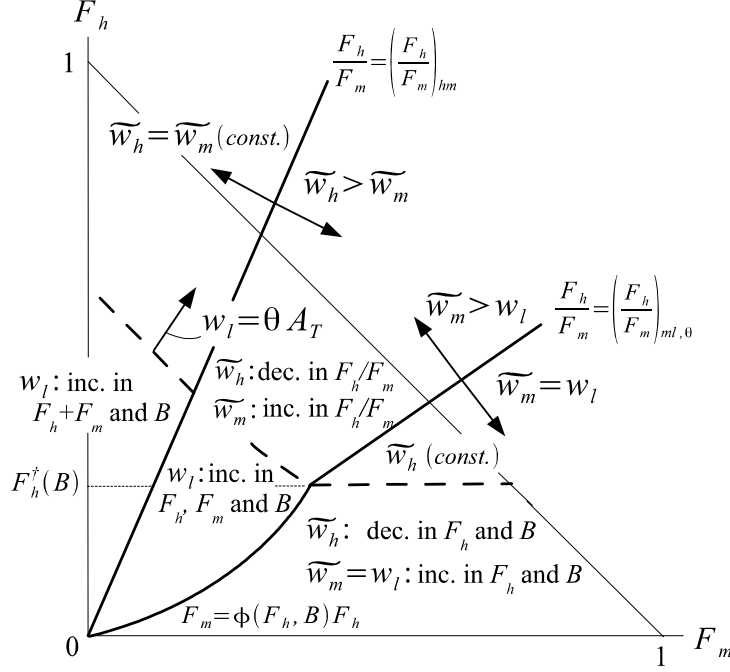


Figure 3: Wages when $\frac{\gamma_B}{1-\gamma_B}(1+r)B < \theta A_T$ (Proposition 2)

Proposition 2 (Wages) Suppose $F_h > 0$.

- (i) If $\frac{F_h}{F_m} \geq (\frac{F_h}{F_m})_{hm}$, $\tilde{w}_h = \tilde{w}_m = \tilde{w}_m((\frac{F_h}{F_m})_{hm}) (> w_l)$, and $w_l = \frac{\gamma_B}{1-\gamma_B} \frac{\tilde{w}_m((\frac{F_h}{F_m})_{hm})(F_h+F_m)+(1+r)B}{1-(F_h+F_m)}$ when $F_h + F_m < \frac{(1-\gamma_B)\theta A_T - \gamma_B(1+r)B}{[\gamma_B \tilde{w}_m((\frac{F_h}{F_m})_{hm}) + (1-\gamma_B)\theta A_T]}$, $w_l = \theta A_T$ otherwise.
- (ii) If $\frac{F_h}{F_m} < (\frac{F_h}{F_m})_{hm}$,
- (a) If $\frac{F_h}{F_m} \in ((\frac{F_h}{F_m})_{ml,\theta}, (\frac{F_h}{F_m})_{hm})$, $\tilde{w}_h = \tilde{w}_h(\frac{F_h}{F_m})$, $\tilde{w}_m = \tilde{w}_m(\frac{F_h}{F_m})$, and $w_l = P(F_h, F_m, B)A_T$ when $P(F_h, F_m, B) \leq \theta$ (possible when $\frac{\gamma_B}{1-\gamma_B}(1+r)B < \theta A_T$), $w_l = \theta A_T$ otherwise, where $\tilde{w}_h > \tilde{w}_m > w_l$.
- (b) If $\frac{F_h}{F_m} \leq (\frac{F_h}{F_m})_{ml,\theta}$,
- When $\frac{\gamma_B}{1-\gamma_B}(1+r)B < \theta A_T$ and $F_h < F_h^\dagger(B)$, if $F_m \geq \phi(F_h, B)F_h$, $\tilde{w}_h = \tilde{w}_h([\phi(F_h, B)]^{-1})$ and $\tilde{w}_m = w_l = \tilde{w}_m([\phi(F_h, B)]^{-1}) (< \theta A_T < \tilde{w}_h)$; otherwise, same as (a) when $P(F_h, F_m, B) \leq \theta$.
 - Or else, $\tilde{w}_h = \tilde{w}_h((\frac{F_h}{F_m})_{ml,\theta})$ and $\tilde{w}_m = w_l = \theta A_T (< \tilde{w}_h)$.

Figure 3 illustrates magnitude relations of \tilde{w}_h , \tilde{w}_m , and w_l and how the wages depend on F_h , F_m , and B when $\frac{\gamma_B}{1-\gamma_B}(1+r)B < \theta A_T$. In the figure, the locus $P(F_h, F_m, B) = \theta$ is represented by a bold dashed line and $P = \theta$ on or above the line.

When $\frac{F_h}{F_m} \geq (\frac{F_h}{F_m})_{hm}$, the non-poor is abundant relative to the poor (those with $b^i \in [e_m, e_h]$) and $\tilde{w}_h = \tilde{w}_m = \tilde{w}_m((\frac{F_h}{F_m})_{hm})$ (the same level for any F_h and F_m in this region). Since both the non-poor and the poor receive the same level of net wage, the demand for good T increases

with $L_h + L_m = F_h + F_m$, not F_h and F_m separately, and thus w_l increases with $F_h + F_m$, unless $F_h + F_m$ is high enough that $P = \theta$ and $w_l = \theta A_T$ hold.

When $\frac{F_h}{F_m} < (\frac{F_h}{F_m})_{hm}$, the non-poor are scarce relative to the poor and thus $\widetilde{w}_h > \widetilde{w}_m$ and $L_h = F_h$. When the scarcity is not so great, i.e. $\frac{F_h}{F_m} \in ((\frac{F_h}{F_m})_{ml,\theta}, (\frac{F_h}{F_m})_{hm})$, the net middle-skill wage is not very low and $\widetilde{w}_m > w_l$ and $L_m = F_m$ hold. Hence, \widetilde{w}_h decreases and \widetilde{w}_m increases with $\frac{F_h}{F_m}$, while $w_l = P(F_h, F_m, B)A_T$ increases with F_h , F_m , and B , unless they are high enough that $P = \theta$. When the scarcity is greater, i.e. $\frac{F_h}{F_m} \leq (\frac{F_h}{F_m})_{ml,\theta}$, the result depends on F_h and $\frac{F_h}{F_m}$. For given $\frac{F_h}{F_m}$, if F_h is small, i.e. $F_m < \phi(F_h, B)F_h$, the result is same as the previous case, whereas if F_h is higher, the demand for good T (and thus P) is high enough that $\widetilde{w}_m = w_l$ holds. When $F_h < F_h^\dagger(B)$ and thus $L_m = \phi(F_h, B)F_h$ (see Figure 2), $\widetilde{w}_h = \widetilde{w}_h([\phi(F_h, B)]^{-1})$ and $\widetilde{w}_m = w_l = \widetilde{w}_m([\phi(F_h, B)]^{-1})$, that is, \widetilde{w}_h decreases and $\widetilde{w}_m = w_l$ increases with F_h and B , while when $F_h \geq F_h^\dagger(B)$ and thus $P = \theta$ and $L_m = [(\frac{F_h}{F_m})_{ml,\theta}]^{-1}F_h$, $\widetilde{w}_m = w_l = \theta A_T$ and $\widetilde{w}_h = \widetilde{w}_h((\frac{F_h}{F_m})_{ml,\theta})$, that is, the wages are constant.

To summarize magnitude relations of wages, when $\frac{F_h}{F_m} \geq (\frac{F_h}{F_m})_{hm}$, $\widetilde{w}_h = \widetilde{w}_m > w_l$; when $\frac{F_h}{F_m} < (\frac{F_h}{F_m})_{hm}$ and either $\frac{F_h}{F_m} > (\frac{F_h}{F_m})_{ml,\theta}$ or $F_m < \phi(F_h, B)F_h$, $\widetilde{w}_h > \widetilde{w}_m > w_l$; and when $\frac{F_h}{F_m} \leq (\frac{F_h}{F_m})_{ml,\theta}$ and $F_m \geq \phi(F_h, B)F_h$, $\widetilde{w}_h > \widetilde{w}_m = w_l$.

A.2 of Appendix A examines how aggregate welfare, aggregate output, and sectoral composition depend on F_h , F_m , and B . To summarize the result, increased access to education bringing higher net wages, i.e. $F_h + F_m$ when $\widetilde{w}_h = \widetilde{w}_m$, F_h and F_m when $\widetilde{w}_h > \widetilde{w}_m > w_l$, and F_h when $\widetilde{w}_m = w_l$, raises welfare, output, and the modern sector's shares in production and basic consumption (when $P = \theta$), and an increase in B raises welfare, output when $P < \theta$, and the sector's share in basic consumption, but lowers its production share when $P < \theta$.

3 Dynamics

As noted earlier, the model can be considered as a sequence of quasi-static economies connected by intergenerational transfers. Based on results of the previous section, this section takes into account the intergenerational linkages.

3.1 Dynamics of individual transfers

Remember that the individual transfer rule is given by (now with time subscripts):

$$b_{t+1}^i = \gamma_b [w_t^i + (1+r)a_t^i], \quad (20)$$

where w_t^i and a_t^i are the wage and the asset of individual i born in period $t-1$ and spends period t as an adult, and b_{t+1}^i is the transfer to her child (whose adulthood is in period $t+1$).

Since a_t^i depends on b_t^i , the dynamic equation linking the received transfer b_t^i to the transfer given to the next generation b_{t+1}^i can be derived from the above equation. For a high-skill worker, by substituting $a_t^i = b_t^i - e_h$ into (20) and using $\widetilde{w}_{ht} = w_{ht} - (1+r)e_h$,

$$b_{t+1}^i = \gamma_b \{ \widetilde{w}_{ht} + (1+r)b_t^i \}, \quad (21)$$

where $b_t^i \geq e_h$. $\gamma_b(1+r) < 1$ is assumed so that the fixed point for given \widetilde{w}_{ht} , $b^*(\widetilde{w}_{ht}) \equiv \frac{\gamma_b}{1-\gamma_b(1+r)}\widetilde{w}_{ht}$, exists. For a middle-skill worker, a similar equation with the net wage \widetilde{w}_{mt} and $b_t^i \geq e_m$ holds. Finally, for a low-skill worker, since $a_t^i = b_t^i$,

$$b_{t+1}^i = \gamma_b \{ w_{lt} + (1+r)b_t^i \}. \quad (22)$$

The equations show that the dynamics of transfers within a lineage depend on the time evolution of wages, which in turn are determined by the dynamics of F_{ht} , F_{mt} , and B_t .

3.2 Aggregate dynamics

Given the initial distribution of transfers over the population, F_{h0} , F_{m0} , and B_0 are determined directly, while levels of the aggregate variables in subsequent periods are determined by the dynamics of the distribution of transfers. However, information on the distributional dynamics is *not* required to derive main implications of the model. What is needed is information on *directions of motion* of the aggregate variables, which is examined in this subsection. For exposition, the dynamics of F_{ht} and F_{mt} and those of B_t are examined separately fixing the other variable(s) first, then their interactions are taken into account.

3.2.1 Dynamics of F_{ht} and F_{mt}

The dynamics of F_{ht} and F_{mt} are determined by the dynamics of individual transfers. As for the dynamics of F_{ht} , if children of some middle-skill workers become accessible to advanced education through wealth accumulation, $F_{ht+1} > F_{ht}$ holds.²¹ This takes place iff there exist lineages satisfying $b_t^i < e_h$ and $b_{t+1}^i \geq e_h$. From (21) with \widetilde{w}_{ht} replaced by \widetilde{w}_{mt} , the following condition must hold for such lineages to exist:

$$b^*(\widetilde{w}_{mt}) = \frac{\gamma_b}{1-\gamma_b(1+r)}\widetilde{w}_{mt} > e_h. \quad (23)$$

If the equation holds, $F_{ht+1} \geq F_{ht}$, otherwise, $F_{ht+1} = F_{ht}$. (In the former case, $F_{ht+1} = F_{ht}$ is possible depending on the distribution of transfers, but, if the equation continues to hold, F_{ht} does increase at some point.)

Regarding levels of $b^*(\widetilde{w}_{ht})$ and $b^*(\widetilde{w}_{mt})$, the following is assumed.

Assumption 2 $b^*(\widetilde{w}_h((\frac{F_h}{F_m})_{hm})) = b^*(\widetilde{w}_m((\frac{F_h}{F_m})_{hm})) = \frac{\gamma_b}{1-\gamma_b(1+r)}\widetilde{w}_m((\frac{F_h}{F_m})_{hm}) > e_h$.

The assumption implies that offspring of high-skill (middle-skill) workers can afford advanced education when their wage is lowest (highest) and thus F_{ht} never decreases. Assume that the initial distribution of transfers is such that $F_{h0} > 0$. Then, $F_{ht} > 0$ for any $t > 0$.

²¹From Assumption 3 below, children of low-skill workers never become accessible to advanced education.

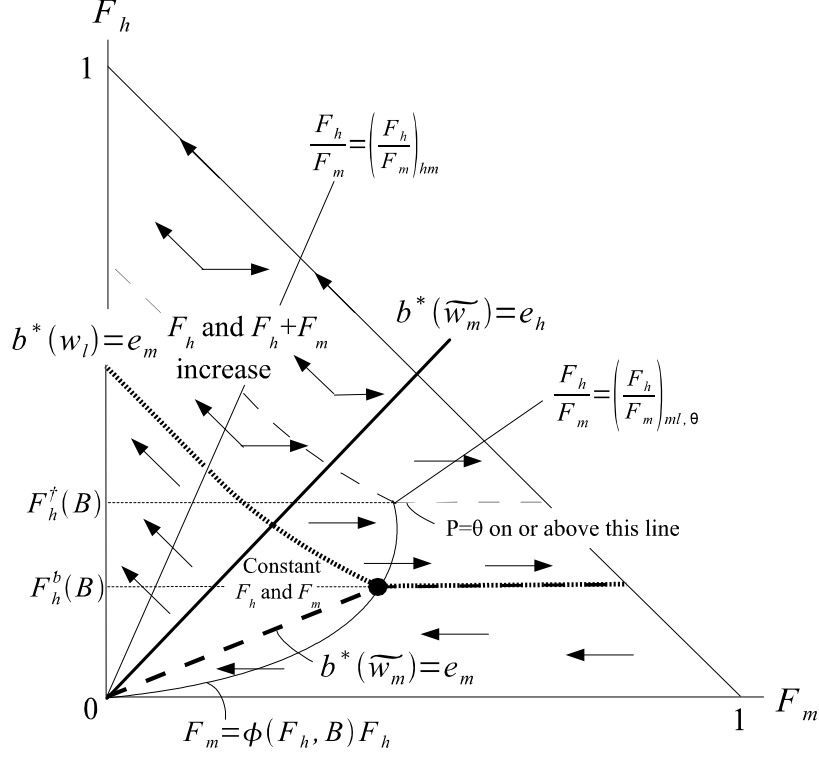


Figure 4: Dynamics of F_{ht} and F_{mt} for given B

As for the dynamics of F_{mt} , since $F_{ht+1} \geq F_{ht}$ is true, if $b^*(w_{lt}) = \frac{\gamma_b}{1-\gamma_b(1+r)}w_{lt} > e_m$, $F_{ht+1} + F_{mt+1} \geq F_{ht} + F_{mt}$; if $b^*(\widetilde{w}_{mt}) = \frac{\gamma_b}{1-\gamma_b(1+r)}\widetilde{w}_{mt} < e_m$, $F_{ht+1} = F_{ht}$ and $F_{mt+1} \leq F_{mt}$; otherwise, $F_{ht+1} + F_{mt+1} = F_{ht} + F_{mt}$.

Hence, directions of motion of F_{ht} and F_{mt} can be known from magnitude relations of $b^*(\widetilde{w}_{mt})$ to e_h and e_m and of $b^*(w_{lt})$ to e_m , except when $b^*(\widetilde{w}_{mt}) > e_h$ and $b^*(w_{lt}) > e_m$, in which the direction of motion of F_{mt} is ambiguous ($F_{ht+1} \geq F_{ht}$ and $F_{ht+1} + F_{mt+1} \geq F_{ht} + F_{mt}$).

Regarding the value of $b^*(w_{lt})$, the following is assumed.

Assumption 3 $\frac{\gamma_b}{1-\gamma_b(1+r)}\theta A_T \in (e_m, e_h)$.

The assumption states that children of some low-skill workers can afford basic education but not advanced education when their wage is highest. The two assumptions are maintained until Section 4.3 where effects of productivity growth are examined.

From these assumptions and Proposition 2, there exist combinations of F_h and F_m satisfying $b^*(\widetilde{w}_m) = e_h$, those satisfying $b^*(\widetilde{w}_m) = e_m$, and those satisfying $b^*(w_l) = e_m$ (see Figure 4). $b^*(\widetilde{w}_m) = e_h$ equals a $\frac{F_h}{F_m} \in ((\frac{F_h}{F_m})_{ml,\theta}, (\frac{F_h}{F_m})_{hm})$ such that $\frac{\gamma_b}{1-\gamma_b(1+r)}\widetilde{w}_m(\frac{F_h}{F_m}) = e_h$. If $F_h^b(B)$ (a decreasing function) is defined as F_h satisfying $\frac{\gamma_b}{1-\gamma_b(1+r)}\widetilde{w}_m(\frac{1}{\phi(F_h, B)}) = e_m$, $b^*(\widetilde{w}_m) = e_m$ equals a $\frac{F_h}{F_m} < (\frac{F_h}{F_m})_{ml,\theta}$ such that $\frac{\gamma_b}{1-\gamma_b(1+r)}\widetilde{w}_m(\frac{F_h}{F_m}) = e_m$ for $F_m < \phi(F_h^b(B), B)F_h^b(B)$ and equals

$F_h = F_h^b(B)$ for $F_m \geq \phi(F_h^b(B), B)F_h^b(B)$. Finally, $b^*(w_l) = e_m$ equals:

$$\text{for } \frac{F_h}{F_m} \geq \left(\frac{F_h}{F_m}\right)_{hm}, \quad \frac{\gamma_b}{1 - \gamma_b(1+r)} \frac{\gamma_B}{1 - \gamma_B} \frac{\widetilde{w}_m \left(\left(\frac{F_h}{F_m}\right)_{hm}\right) (F_h + F_m) + (1+r)B}{1 - (F_h + F_m)} = e_m \quad (24)$$

$$\Leftrightarrow F_h + F_m = \frac{\frac{1 - \gamma_b(1+r)}{\gamma_b} e_m - \frac{\gamma_B}{1 - \gamma_B} (1+r)B}{\frac{\gamma_B}{1 - \gamma_B} \widetilde{w}_m \left(\left(\frac{F_h}{F_m}\right)_{hm}\right) + \frac{1 - \gamma_b(1+r)}{\gamma_b} e_m}; \quad (25)$$

$$\text{for } \frac{F_h}{F_m} \in \left(\widetilde{w}_m^{-1} \left[\frac{1 - \gamma_b(1+r)}{\gamma_b} e_m\right], \left(\frac{F_h}{F_m}\right)_{hm}\right), \quad \frac{\gamma_b}{1 - \gamma_b(1+r)} P(F_h, F_m, B) A_T = e_m; \quad (26)$$

$$\text{and for } \frac{F_h}{F_m} \leq \widetilde{w}_m^{-1} \left[\frac{1 - \gamma_b(1+r)}{\gamma_b} e_m\right], \quad F_h = F_h^b(B). \quad (27)$$

Figure 4 illustrates the dynamics of F_{ht} and F_{mt} for *given* B by placing the three critical loci on the (F_m, F_h) plane. In the figure, $b^*(\widetilde{w}_m) > (<) e_h$ at the left (right) side of $b^*(\widetilde{w}_m) = e_h$ (the bold solid line), $b^*(\widetilde{w}_m) > (<) e_m$ above (below) $b^*(\widetilde{w}_m) = e_m$ (the bold dashed line), and $b^*(w_l) > (<) e_m$ above (below) $b^*(w_l) = e_m$ (the bold dotted line). Positions of F_{ht} and F_{mt} relative to the three loci determine directions of motion of the two variables. In regions with horizontal arrows only, only F_{mt} changes: for example, in the region below $b^*(\widetilde{w}_m) = e_m$, $b^*(\widetilde{w}_m) < e_m$ holds and thus F_{mt} decreases. Arrows with slope -1 are present in the region above $b^*(\widetilde{w}_m) = e_h$ and on or below $b^*(w_l) = e_m$, because $b^*(\widetilde{w}_m) > e_h$ and $b^*(w_l) \leq e_m$ and thus F_{ht} increases with $F_{ht} + F_{mt}$ constant. By contrast, in the region above $b^*(w_l) = e_m$ and $b^*(\widetilde{w}_m) = e_h$ (thus $b^*(w_l) > e_m$ and $b^*(\widetilde{w}_m) > e_h$) and below $F_h + F_m = 1$, arrows with slope -1 and horizontal arrows are drawn, since F_{ht} and $F_{ht} + F_{mt}$ increase but the direction of F_{mt} is ambiguous (the direction of motion of F_{ht} and F_{mt} is between the two arrows). Finally, both F_{ht} and F_{mt} are constant and thus no arrows are present in the region on or below $b^*(\widetilde{w}_m) = e_h$ and $b^*(w_l) = e_m$ and on or above $b^*(\widetilde{w}_m) = e_m$.

Note that positions of $b^*(\widetilde{w}_m) = e_m$ and $b^*(w_l) = e_m$ as well as those of $P(F_h, F_m, B) = \theta$ and $F_m = \phi(F_h, B)F_h$ change with B . Thus, the dynamics of F_{ht} and F_{mt} must be examined together with those of B_t . Before examining the joint dynamics, the dynamic equation of B_t is derived and the direction of motion of B_t for *given* F_{ht} and F_{mt} is examined next.

3.2.2 Dynamics of aggregate transfers

The dynamic equation of aggregate transfers is obtained by aggregating the dynamic equations for individual transfers over the population:

$$B_{t+1} = \gamma_b \{ \widetilde{w}_{ht} L_{ht} + \widetilde{w}_{mt} L_{mt} + w_{lt} (1 - L_{ht} - L_{mt}) + (1+r) B_t \}, \quad (28)$$

where the expression inside the curly bracket of the RHS is aggregate income net of education costs, which can be expressed as a function of F_{ht} , F_{mt} , and B_t .

A.3 of Appendix A analyzes the equation and its fixed point in detail. It is shown that the equation differs depending on F_{ht} and F_{mt} , and for given F_{ht} and F_{mt} , the direction of

motion of B_t is determined by the magnitude relation of B_t to the fixed point: B_t increases (decreases) when it is smaller (greater) than the value at the fixed point. For later use, notations of the fixed points are: $\widehat{B}^*(F_{ht} + F_{mt})$ when $\frac{F_{ht}}{F_{mt}} \geq (\frac{F_h}{F_m})_{hm}$, $B^*(F_{ht}, F_{mt})$ when $\frac{F_{ht}}{F_{mt}} \in ((\frac{F_h}{F_m})_{ml, \theta}, (\frac{F_h}{F_m})_{hm})$, and $\overline{B}^*(F_{ht})$ when $\frac{F_{ht}}{F_{mt}} \leq (\frac{F_h}{F_m})_{ml, \theta}$, all of which are increasing functions.

3.3 Joint dynamics of the aggregate variables

As mentioned earlier, as B_t changes over time, positions of $P(F_h, F_m, B) = \theta$, $F_m = \phi(F_h, B)F_h$, $b^*(\widetilde{w}_m) = e_m$, and $b^*(w_l) = e_m$ in Figure 4 change and thus directions of motion of F_{ht} and F_{mt} could be affected. Hence, in general, it is difficult to analyze the joint dynamics using a diagram like Figure 4.

However, it turns out that under the following weak assumption on B_0 , characteristics of the dynamics are mostly determined by relative positions of F_{ht} and F_{mt} to these loci when aggregate transfers are *at fixed point levels* (and relative positions to $b^*(\widetilde{w}_m) = e_m$, $\frac{F_h}{F_m} = (\frac{F_h}{F_m})_{hm}$, and $\frac{F_h}{F_m} = (\frac{F_h}{F_m})_{ml, \theta}$).

Assumption 4 *The initial level of aggregate transfers is such that $B_0 \leq \overline{B}^*(F_{h0})$ when $\frac{F_{h0}}{F_{m0}} \leq \min\{[\phi(F_{h0}, B_0)]^{-1}, (\frac{F_h}{F_m})_{ml, \theta}\}$, $B_0 \leq B^*(F_{h0}, F_{m0})$ when $\frac{F_{h0}}{F_{m0}} \in (\min\{[\phi(F_{h0}, B_0)]^{-1}, (\frac{F_h}{F_m})_{ml, \theta}\}, (\frac{F_h}{F_m})_{hm})$, and $B_0 \leq \widehat{B}^*(F_{h0} + F_{m0})$ when $\frac{F_{h0}}{F_{m0}} \geq (\frac{F_h}{F_m})_{hm}$.*

The assumption states that the initial level of aggregate transfers is less than the fixed point level at $(F_h, F_m) = (F_{h0}, F_{m0})$, that is, initial wealth accumulation is not very large.

From (16) and (38), $P(F_h, F_m, B^*(F_h, F_m)) = \theta$ equals:

$$\frac{\gamma_B}{1 - \gamma_B - \gamma_b(1+r)} \frac{A_M(F_h)^\alpha (F_m)^{1-\alpha} - (1+r)(e_h F_h + e_m F_m)}{A_T[1 - (F_h + F_m)]} = \theta. \quad (29)$$

As for $F_m = \phi(F_h, \overline{B}^*(F_h))F_h$, Lemma A3 of Appendix A shows that $\phi(F_h, \overline{B}^*(F_h))$ is decreasing in F_h . If F_h^b is defined as F_h satisfying $\frac{\gamma_b}{1 - \gamma_b(1+r)} \widetilde{w}_m(\frac{1}{\phi(F_h, \overline{B}^*(F_h))}) = e_m$, $b^*(\widetilde{w}_m) = e_m$ equals a $\frac{F_h}{F_m} < (\frac{F_h}{F_m})_{ml, \theta}$ such that $\frac{\gamma_b}{1 - \gamma_b(1+r)} \widetilde{w}_m(\frac{F_h}{F_m}) = e_m$ for $F_m < \phi(F_h^b, \overline{B}^*(F_h^b))F_h^b$ and $F_h = F_h^b$ for $F_m \geq \phi(F_h^b, \overline{B}^*(F_h^b))F_h^b$. Finally, from (25) and (34), $b^*(w_l) = e_m$ equals:

$$\text{for } \frac{F_h}{F_m} \geq (\frac{F_h}{F_m})_{hm}, \quad F_h + F_m = \frac{\frac{1 - \gamma_b(1+r)}{\gamma_b} e_m}{\frac{\gamma_B}{1 - \gamma_B - \gamma_b(1+r)} \widetilde{w}_m((\frac{F_h}{F_m})_{hm}) + \frac{1 - \gamma_b(1+r)}{\gamma_b} e_m}; \quad (30)$$

$$\text{for } \frac{F_h}{F_m} \in \left(\widetilde{w}_m^{-1} \left[\frac{1 - \gamma_b(1+r)}{\gamma_b} e_m \right], (\frac{F_h}{F_m})_{hm} \right), \quad \frac{\gamma_b}{1 - \gamma_b(1+r)} P(F_h, F_m, B^*(F_h, F_m)) A_T = e_m; \quad (31)$$

$$\text{and for } \frac{F_h}{F_m} \leq \widetilde{w}_m^{-1} \left[\frac{1 - \gamma_b(1+r)}{\gamma_b} e_m \right], \quad F_h = F_h^b. \quad (32)$$

Hence, shapes of these loci are similar to the case of constant B and their positions on the (F_h, F_m) plane can be illustrated by a figure similar to Figure 4.

4 Main Results

4.1 Characteristics of steady states

Before the dynamics are examined, characteristics of steady states are investigated. The next proposition shows that there exist four types of steady states. (F_h^\dagger is defined as F_h satisfying $[\phi(F_h, \bar{B}^*(F_h))]^{-1} = (\frac{F_h}{F_m})_{ml, \theta}$).

Proposition 3 (Steady states) *There exist the following four types of steady states.*²²

1. $(F_h, F_m, B) = (1, 0, \widehat{B}^*(1))$. L_h and L_m satisfy $\frac{L_h}{L_m} = (\frac{F_h}{F_m})_{hm}$ and $L_h + L_m = 1$ (thus $L_l = 0$ and $Y_T = 0$), $P = \theta$, and $\widetilde{w}_h = \widetilde{w}_m = \widetilde{w}_m((\frac{F_h}{F_m})_{hm})$.
2. $F_h = L_h$ satisfies $F_h > F_h^b$ and $b^*(\widetilde{w}_m) \leq e_h \Leftrightarrow \frac{F_h}{1-F_h} \leq \widetilde{w}_m^{-1} \left[\frac{1-\gamma_b(1+r)}{\gamma_b} e_h \right]$, and $F_m = 1 - F_h$.
 - a. When $\frac{F_h}{1-F_h} \leq (\frac{F_h}{F_m})_{ml, \theta}$, $B = \bar{B}^*(F_h)$, $L_m = \max\{\phi(F_h, \bar{B}^*(F_h)), [(\frac{F_h}{F_m})_{ml, \theta}]^{-1}\} F_h$ (thus $L_l = 1 - F_h - L_m$ and $Y_T > 0$), $P = P(F_h, L_m, \bar{B}^*(F_h)) < \theta$ if $F_h < F_h^\dagger$ and $P = \theta$ otherwise, and $\widetilde{w}_h = \widetilde{w}_h(\min\{[\phi(F_h, \bar{B}^*(F_h))]^{-1}, (\frac{F_h}{F_m})_{ml, \theta}\}) > \widetilde{w}_m = w_l = P A_T$.
 - b. When $\frac{F_h}{1-F_h} > (\frac{F_h}{F_m})_{ml, \theta}$, $B = B^*(F_h, F_m)$, $L_m = F_m = 1 - F_h$ (thus $L_l = 0$ and $Y_T = 0$), $P = \theta$, and $\widetilde{w}_h = \widetilde{w}_h(\frac{F_h}{F_m}) > \widetilde{w}_m = \widetilde{w}_m(\frac{F_h}{F_m})$.
3. F_h satisfies $b^*(w_l) \leq e_m \Leftrightarrow F_h \leq \frac{\frac{1-\gamma_b(1+r)}{\gamma_b} e_m}{\frac{\gamma_B}{1-\gamma_B-\gamma_b(1+r)} \widetilde{w}_m((\frac{F_h}{F_m})_{hm}) + \frac{1-\gamma_b(1+r)}{\gamma_b} e_m}$ and $(F_m, B) = (0, \widehat{B}^*(F_h))$. L_h and L_m satisfy $\frac{L_h}{L_m} = (\frac{F_h}{F_m})_{hm}$ and $L_h + L_m = F_h$ (thus $L_l = 1 - F_h$ and $Y_T > 0$), $P = \frac{\gamma_B}{1-\gamma_B-\gamma_b(1+r)} \frac{\widetilde{w}_m((\frac{F_h}{F_m})_{hm}) F_h}{A_T(1-F_h)} < \theta$, and $\widetilde{w}_h = \widetilde{w}_m = \widetilde{w}_m((\frac{F_h}{F_m})_{hm}) > w_l = P A_T$.
4. F_h and F_m satisfy $\frac{F_h}{F_m} \in \left[\widetilde{w}_m^{-1} \left[\frac{1-\gamma_b(1+r)}{\gamma_b} e_m \right], \widetilde{w}_m^{-1} \left[\frac{1-\gamma_b(1+r)}{\gamma_b} e_h \right] \right]$ and $P(F_h, F_m, B^*(F_h, F_m)) A_T \leq \frac{1-\gamma_b(1+r)}{\gamma_b} e_m$, and $B = B^*(F_h, F_m)$. $L_h = F_h$, $L_m = F_m$, and $L_l = 1 - F_h - F_m$ (thus $Y_T > 0$), $P = P(F_h, F_m, B^*(F_h, F_m)) < \theta$, and $\widetilde{w}_h = \widetilde{w}_h(\frac{F_h}{F_m}) > \widetilde{w}_m = \widetilde{w}_m(\frac{F_h}{F_m}) > w_l = P A_T$.

Figure 5 illustrates four types of steady states, which differ in proportions of the poor and the very poor, wage inequality, the size of the traditional sector, etc. In Steady state 1, all individuals are non-poor, i.e. they have enough wealth to take advanced education ($F_h = 1$), net wages of high-skill and middle-skill workers are equal ($\widetilde{w}_h = \widetilde{w}_m$), and the traditional sector does not exist (thus $P = \theta$ and $L_l = 0$). In Steady state 2, the very poor do not exist, i.e. everyone can access at least basic education ($F_h + F_m = 1$), but inequality between high-skill workers and others exists ($\widetilde{w}_h > \widetilde{w}_m$). When $\frac{F_h}{1-F_h} \leq (\frac{F_h}{F_m})_{ml, \theta}$, net wages of middle-skill and low-skill workers are equal ($\widetilde{w}_m = w_l$), thus some do not take basic education ($L_l > 0$) and the traditional sector exists, where $P < \theta$ if $F_h < F_h^\dagger$ and $P = \theta$ otherwise. When $\frac{F_h}{1-F_h} > (\frac{F_h}{F_m})_{ml, \theta}$, by contrast, everyone takes at least basic education ($L_l = 0$), thus only the modern sector exists and $P = \theta$. In Steady state 3, there are no poor people ($F_m = 0$)

²²Actually, there exists another type of steady states satisfying $F_h = F_h^b$, $F_m > \phi(F_h, \bar{B}^*(F_h)) F_h$, and $B = \bar{B}^*(F_h)$, but this cannot be reached out of the steady states and thus is not considered.

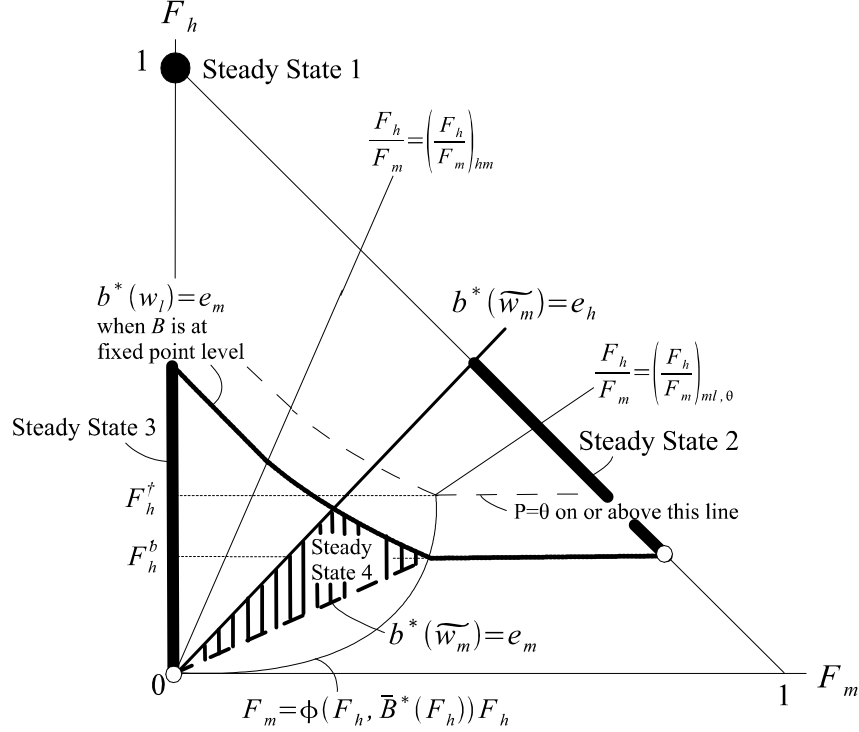


Figure 5: Steady states (Proposition 3)

and $\widetilde{w}_h = \widetilde{w}_m$ holds as in Steady state 1, but the very poor do exist ($F_h < 1$) and become low-skill workers ($L_l > 0$), inequality between low-skill workers and others is high, and only the traditional sector supplies goods for basic consumption (thus $P < \theta$). In Steady state 4, both the poor and the very poor exist, there are inequalities among three types of workers ($\widetilde{w}_h > \widetilde{w}_m > w_l$), and the traditional sector is the sole supplier of goods for basic consumption.

Steady state 1 has features of a typical developed economy: no poverty, low wage inequality (wages net of education costs are equal), high relative price of basic consumption, and no traditional sector (goods for basic consumption are totally supplied by the modern sector). Other types of steady states share the contrasting features (except no traditional sector when $\frac{F_h}{1-F_h} > (\frac{F_h}{F_m})_{ml,\theta}$ of Steady state 2), but differ in characteristics of poverty and wage inequality. In Steady state 2, extreme poverty does not exist but many cannot access advanced education, thus wage inequality between high-skill and other workers is high, while inequality between middle-skill and low-skill workers is low, features of many middle-income economies. In Steady state 3, those who can afford basic education can access advanced education as well, but many cannot afford even basic education, hence wage inequality between low-skill workers and others is high, while net wages of high-skill and middle-skill workers are equal. In Steady state 4, as observed in poorest economies, many cannot afford basic or

advanced education, and typically inequality between middle-skill and low-skill workers as well as the one between high-skill and middle-skill workers are high.

Proposition A3 of Appendix A examines welfare, output, and sectoral composition of the steady states. It confirms that Steady state 1 is the best in terms of aggregate net income, average utility, and aggregate output. Other steady states cannot be ranked definitely, but if they are to be ranked, Steady state 2 is the second best, Steady state 3 follows, and Steady state 4 is the worst. In each type of steady states, these variables increase with the proportion(s) of those accessible to education for jobs with higher net wages, i.e. F_h in Steady states 2 and 3, and F_h and F_m in Steady state 4 (see Figure 5). Somewhat consistent with a finding by La Porta and Shleifer (2008), in Steady states 2 and 4, the production share of the modern sector *decreases* with $\frac{F_h}{F_m}$ when $\frac{F_h}{F_m}$ is relatively low.²³

4.2 Relationship between initial conditions and steady states

From a given initial distribution of wealth, to which type of steady states does the economy converge in the long run? Proposition A4 of Appendix A analyzes the issue in detail.

Figure 6 presents illustrative trajectories of the dynamics based on the proposition. The position of $(F_h, F_m) = (F_{h0}, F_{m0})$ relative to $b^*(\widetilde{w}_m) = e_h$ essentially determines whether the economy can converge to Steady state 1 or not. When $\frac{F_{h0}}{F_{m0}} \leq \widetilde{w}_m^{-1} \left[\frac{1-\gamma_b(1+r)}{\gamma_b} e_h \right]$ (the region on or below $b^*(\widetilde{w}_m) = e_h$), Steady state 1 cannot be reached except rare possibilities described in the proposition. Because high-skill workers are scarce relative to middle-skill workers, the middle-skill wage is not high enough for children of middle-skill workers to access advanced education, i.e. F_{ht} is constant. If F_{h0} and F_{m0} are relatively high, the low-skill wage is high enough that $b^*(w_l) > e_m$ holds initially, descendants of low-skill workers become accessible to basic education over time, i.e. F_{mt} increases, and the economy converges to Steady state 2. By contrast, if $b^*(w_l) \leq e_m$ holds initially, F_{mt} non-increases (F_{mt} decreases while $\frac{F_{ht}}{F_{mt}}$ is low enough that $b^*(\widetilde{w}_m) < e_m$ is satisfied), and the economy converges to Steady state 4.

When $\frac{F_{h0}}{F_{m0}} > \widetilde{w}_m^{-1} \left[\frac{1-\gamma_b(1+r)}{\gamma_b} e_h \right]$, the middle-skill wage is high enough that descendants of middle-skill workers become accessible to advanced education over time, i.e. F_{ht} increases. Unless $\frac{F_{h0}}{F_{m0}} \geq \left(\frac{F_h}{F_m}\right)_{hm}$ and $b^*(w_l) \leq e_m$, in which case $F_{ht} + F_{mt}$ is constant and the final state is Steady state 3, the economy could converge to Steady state 1 through rises in $\frac{F_{ht}}{F_{mt}}$ and F_{ht} (thus inequality between high-skill workers and others falls), although it could converge to Steady states 2 and 3 too depending on details of the initial distribution. Steady state 1

²³La Porta and Shleifer (2008) find that the difference in the average share of the informal sector in GDP between countries in the bottom quartile of the income distribution and those in the second quartile are very small, and in one measure, the share of the latter group is slightly higher, although the employment share is much lower.

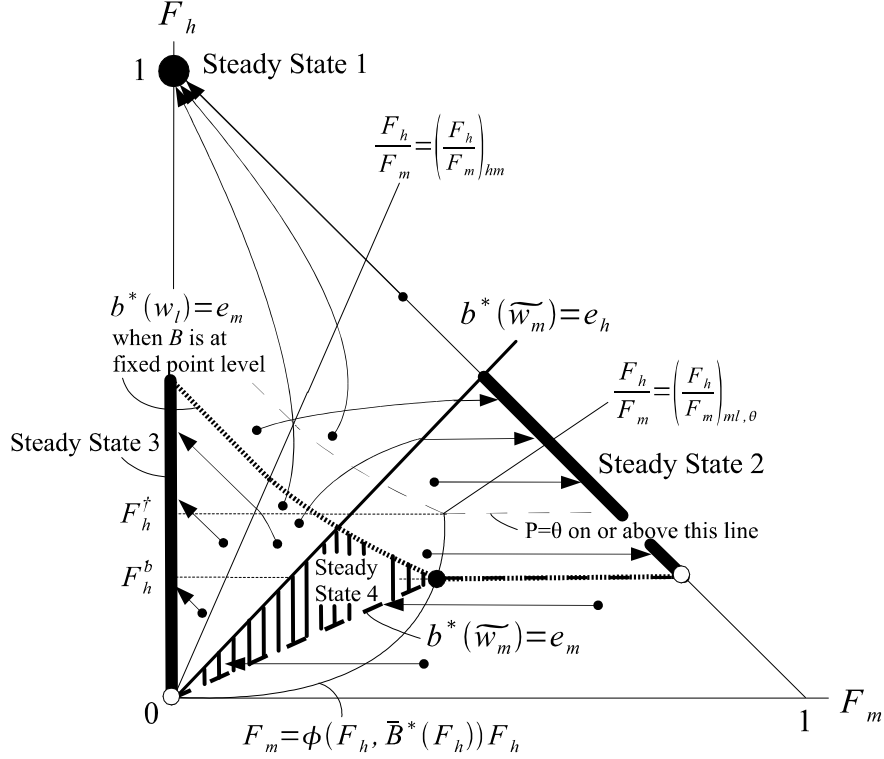


Figure 6: Initial conditions and steady states (Proposition A4)

is more likely to be reached when wages of low-skill and middle-skill wages are high relative to the high-skill wage, i.e. when F_{h0} , F_{m0} , and $\frac{F_{h0}}{F_{m0}}$ are relatively high.

The result suggests that, for the best long-run outcome to be realized, the initial distribution of wealth must be such that the very poor (those without enough wealth to acquire basic skills) are not large in number *and* the non-poor (those with enough wealth to acquire advanced skills) must be sufficient relative to the poor. Both conditions seem to have held in a small number of East Asian economies evolving into developed economies, largely because of successful land redistribution and effective public school system. As in the model economy converging to Steady state 1, inequality between workers with advanced education and others fell over time in the course of development in these economies (Wood, 1994).

If the initial size of the very poor is large, i.e. $F_{h0} + F_{m0}$ is low, which would be true for poorest economies, the dual structure and large inequality between low-skill workers and others (particularly, high-skill workers) persist, because good T is cheap and thus low-skill workers with meager wage cannot escape from misery. If the size of the very poor is not large but the non-poor are scarce relative to the poor, i.e. $F_{h0} + F_{m0}$ is not low but $\frac{F_{h0}}{F_{m0}}$ is low, which would be the case for typical developing nations with modest growth, low-skill

workers are better-paid, thus the proportion of middle-skill workers and the share of the modern sector rise and inequality between middle-skill and low-skill workers shrinks over time.²⁴ However, since children of middle-skill workers have difficulty in "moving up" due to low middle-skill wage, inequality between high-skill and middle-skill workers worsens over time. And, the lack of adequate number of high-skill workers typically restrains the growth of the modern sector and thus the traditional sector continues to supply goods for basic consumption. These are what an average developing economy has experienced, as described at the beginning of the introduction.

The main implication is that, for the full modernization of an economy, the initial distribution of wealth must be such that extreme poverty is not prevalent so that most people can acquire basic skills and the size of "middle class" is enough so that an adequate number of workers possess advanced skills. Consistent with this and the above results, Hanushek and Woessmann (2009), using data on international student achievement tests for 50 countries, find that both the share of students with basic skills and that of top performance have significant effects on economic growth that are *complementary* each other. The model provides a sectoral-shift-based explanation for their finding. The model's implications are also consistent with findings by Deininger and Olinto (2000) on relations among inequality, education, and growth, Easterly (2001) on the importance of middle class in development, and La Porta and Shleifer (2008) on the importance of educated managers in the expansion of the modern sector (see footnote 11 in the introduction for details).

4.3 Productivity Growth

So far, productivity levels of the two sectors, A_M and A_T , are assumed to be time-invariant. In real economy, they change over time, in particular, A_M usually grows persistently due to technological growth. What happens to the dynamics and steady states when A_M increases over time? From the equations for the critical loci in the previous section, an increase in A_M shifts $\frac{F_h}{F_m} = (\frac{F_h}{F_m})_{hm}$ upward and shifts the remaining loci except $F_m = \phi(F_h, \bar{B}^*(F_h))F_h$ (the effect is ambiguous) downward on the (F_m, F_h) plane with relative positions of the loci unchanged (see Figure 6). Hence, over time, the economy becomes more likely to converge to Steady state 1 and, as observed in developed nations, the relative number of high-skill workers to middle-skill workers in the best steady state rises. With the continuous productivity growth, the economy converges to the best steady state from any initial condition ultimately, but the speed of convergence depends critically on the initial condition. Hence, qualitative results of the constant A_M case remain to hold approximately.

²⁴To be precise, if the size of the non-poor is very small, i.e. $F_{h0} < F_h^b$, this description does not apply. As is clear from Figure 6, F_{mt} falls over time and the long-run state becomes same as the case of low $F_{h0} + F_{m0}$.

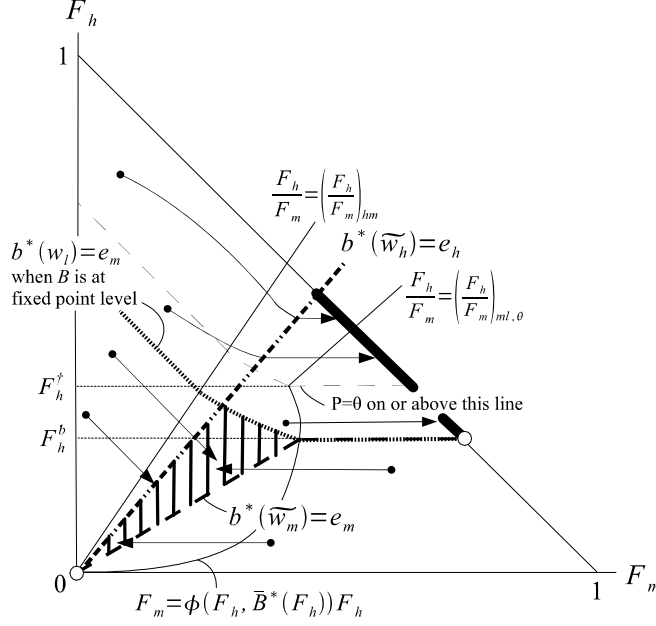


Figure 7: Case of low A_M , i.e. $\frac{\gamma_b}{1-\gamma_b(1+r)}\widetilde{w}_m\left(\left(\frac{F_h}{F_m}\right)_{hm}\right) \leq e_h$

Another assumption maintained until now is Assumption 2, $\frac{\gamma_b}{1-\gamma_b(1+r)}\widetilde{w}_m\left(\left(\frac{F_h}{F_m}\right)_{hm}\right) > e_h$, which states that offspring of high-skill (middle-skill) workers can afford advanced education at $\widetilde{w}_h = \widetilde{w}_m$, that is, when their wage is lowest (highest). The assumption would apply to most economies in the present world except those with very bad institutions, but it may not in the past. If $\frac{\gamma_b}{1-\gamma_b(1+r)}\widetilde{w}_m\left(\left(\frac{F_h}{F_m}\right)_{hm}\right) \leq e_h$ holds but A_M is not extremely low, the phase diagram looks like Figure 7.²⁵ Unlike Figure 6, $b^*(\widetilde{w}_h) = e_h$, not $b^*(\widetilde{w}_m) = e_h$, exists below $\frac{F_h}{F_m} = \left(\frac{F_h}{F_m}\right)_{hm}$ and above $b^*(\widetilde{w}_m) = e_m$. Since F_{ht} decreases over time above $b^*(\widetilde{w}_h) = e_h$, $F_h = F_m = 1$ is not a steady state. There exist two types of steady states similar to Steady states 2 and 4 of the original economy, where the convergence to the former type of steady state is more likely as F_{h0} and F_{m0} are higher.

The related assumption on A_T is Assumption 3, $\frac{\gamma_b}{1-\gamma_b(1+r)}\theta A_T \in (e_m, e_h)$. The productivity of the traditional sector is less affected by the advancement of science and technology, but it also would grow slowly over time in real economy, thus the assumption may not hold far in the past or in the future. (It may not hold for an economy with very bad land quality or climate too.) When $\frac{\gamma_b}{1-\gamma_b(1+r)}\theta A_T \leq e_m$, children of low-skill workers cannot access basic education even at $P = \theta$ and F_{mt} non-increases over time. Figure 8 illustrates this case. Unlike the original economy, $b^*(w_l) = e_m$ does not exist, $\frac{F_h}{F_m} = \left(\frac{F_h}{F_m}\right)_{ml,\theta}$ is located below

²⁵When A_M is extremely low, $b^*(\widetilde{w}_h) = e_h$ is located below $b^*(\widetilde{w}_m) = e_m$, and the economy converges to $F_h = F_m = 0$ from any initial distribution, which is clearly not realistic in modern times.

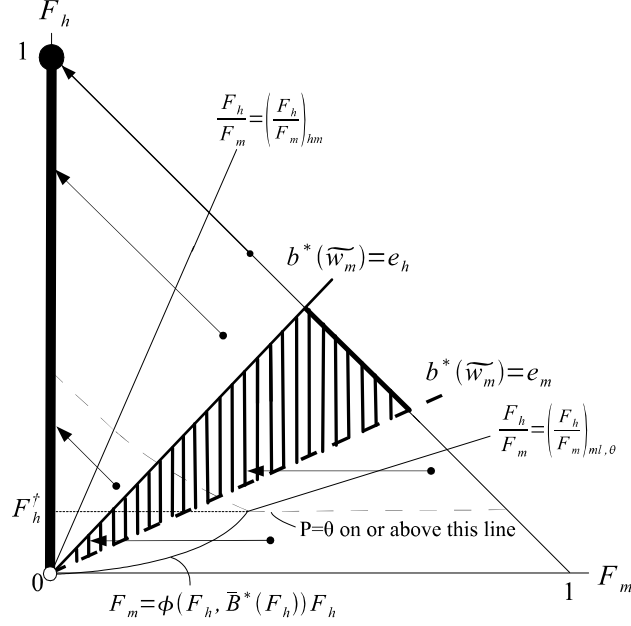


Figure 8: Case of low A_T , i.e. $\frac{\gamma_b}{1-\gamma_b(1+r)}\theta A_T \leq e_m$

$b^*(\widetilde{w}_m) = e_m$, and the dividing locus between $P < \theta$ and $P = \theta$ (the locus with the broken line) is located at the lower position on the (F_m, F_h) plane. With constant A_T , there exist two kinds of steady states, one "combining" Steady states 1 and 3 of the original economy and the other "combining" Steady states 2 and 4, and if $b^*(\widetilde{w}_m) > e_h$ at $(F_h, F_m) = (F_{h0}, F_{m0})$, the economy converges to the first type of steady state, otherwise, it converges to the other one. By contrast, when $\frac{\gamma_b}{1-\gamma_b(1+r)}\theta A_T > e_h$, that is, even children of low-skill workers can access advanced education at $P = \theta$, the result is somewhat similar to the original case, but the economy is more (less) likely to converge to Steady state 1 (Steady state 2).²⁶

These results can be used to examine the dynamics from far in the past when the productivities of both sectors grow over time. For example, as for an economy whose initial A_M does not satisfy Assumption 2 but initial A_T satisfies Assumption 3, the dynamics are illustrated by Figure 7 at first and by Figure 6 after some point.²⁷ Hence, if F_{h0} and F_{m0} are relatively high, at first, F_{mt} , but not F_{ht} , rises and the inequality between high-skill

²⁶In this case, $\frac{F_h}{F_m} = (\frac{F_h}{F_m})_{ml,\theta}$ is located above $b^*(\widetilde{w}_m) = e_h$; $b^*(w_l) = e_h$ exists and is located between $b^*(w_l) = e_m$ and the dividing locus between $P < \theta$ and $P = \theta$; and $b^*(w_l) = e_h$ and $b^*(\widetilde{w}_m) = e_h$ intersect on $F_m = \phi(F_h, \overline{B}^*(F_h)) F_h$ (see Figure 6). If the initial economy is located above $b^*(w_l) = e_h$, it converges to Steady state 1 for certain, otherwise, the dynamics are qualitatively same as the original economy.

²⁷As mentioned before, the growth of A_M shifts $\frac{F_h}{F_m} = (\frac{F_h}{F_m})_{hm}$ and $b^*(\widetilde{w}_m) = e_h$ upward and the remaining loci except $F_m = \phi(F_h, \overline{B}^*(F_h)) F_h$ (the effect is ambiguous) downward. The growth of A_T , by contrast, shifts $\frac{F_h}{F_m} = (\frac{F_h}{F_m})_{ml,\theta}$ and the dividing locus between $P < \theta$ and $P = \theta$ upward. If A_M grows faster than A_T , a realistic assumption, the two loci shift downward, so the transition from Figure 7 to Figure 6 takes place.

and middle-skill workers (low-skill workers too when $P = \theta$) enlarges over time, but after A_M becomes high enough for the assumption to hold, F_{ht} rises, the inequality shrinks, and the economy converges to the best steady state. The dynamics may resemble historical experiences of many developed economies.

5 Conclusion

This paper has developed a dynamic dual-economy model and examined how the long-run outcome of the economy depends on the initial distribution of wealth and sectoral productivity. It is shown that, for fast transformation into a developed economy, the initial distribution must be such that extreme poverty is not prevalent so that most people can acquire basic skills and the size of "middle class" is enough so that an adequate number of workers possess advanced skills. Both conditions seem to have held in successful East Asian economies largely because of effective land redistribution and efficient public school system, where, as in the model economy undergoing such transformation, inequalities between workers with advanced education and others fell over time (Wood, 1994). In contrast, if the former condition is satisfied but the latter is not, which would be the case for many developing nations falling into "middle income trap", consistent with facts, the fraction of workers with basic skills and the share of the modern sector rise, but inequality between workers with advanced skills and with basic skills worsens and the traditional sector remains for long periods. If the former condition does not hold, which would be true for poorest economies, the dual structure and large inequality between workers without basic skills and others (especially, those with advanced skills) last for very long periods. Consistent with these results, Hanushek and Woessmann (2009) find that both the share of students with basic skills and that of top performance have significant effects on economic growth that are *complementary* each other.

References

- [1] Alfo, M., G. Trovato, and R. J. Waldman (2008), "Testing for country heterogeneity in growth models using a finite mixture approach," *Journal of Applied Econometrics* 23, 487–514.
- [2] Banerjee, A., Newman A. (1998), "Information, the dual economy, and development," *Review of Economic Studies* 65 (4), 631–53.
- [3] Colclough, C., G. Kingdon, and H. Patrinos (2010), "The changing pattern of wage returns to education and its implications," *Development Policy Review* 28 (6), 733–747.
- [4] Deininger, K. and P. Olinto (2000), "Asset distribution, inequality, and growth," mimeo, World Bank.

- [5] Easterly, W. (2001), "The middle class consensus and economic development," *Journal of Economic Growth* 6 (4), 317–35.
- [6] Galor, O. and J. Zeira (1993), "Income distribution and macroeconomics", *Review of Economic Studies* 60 (1), 35–52.
- [7] Hansen, G. D. and E. C. Prescott (2002), "Malthus to Solow," *American Economic Review* 92 (4), 1205–1217.
- [8] Hanushek, E. A. and L. Woessmann (2008), "The role of cognitive skills in economic development," *Journal of Economic Literature* 46 (3), 607–668.
- [9] Hanushek, E.A. and L. Woessmann, (2009), "Do better schools lead to more growth? Cognitive skills, economic outcomes, and causation," NBER Working Paper 14633.
- [10] La Porta, R. and A. Shleifer (2008), "The unofficial economy and economic development," *Brookings Papers on Economic Activity* 35 (2), 275–352.
- [11] Lucas, R.E. Jr. (2004), "Life earnings and rural-urban migration," *Journal of Political Economy* 112 1(2), S29–S59.
- [12] Kongsamut, P., S. Rebelo, and D. Xie (2001), "Beyond balanced growth," *Review of Economic Studies* 68 (4), 869–82.
- [13] Laitner, J. (2000), "Structural change and economic growth," *Review of Economic Studies* 67 (3), 545–61.
- [14] Ngai, R. and C. Pissarides (2007), "Structural change in a multi-sector model of growth," *American Economic Review* 97 (1), 429–443.
- [15] OECD (2009), *Is Informal Normal? Towards More and Better Jobs*, OECD, Paris.
- [16] Owen, A. L., J. Videras, and L. Davis (2009), "Do all countries follow the same growth process?," *Journal of Economic Growth* 14, 265–286.
- [17] Proto, E. (2007), "Land and the transition from a dual to a modern economy," *Journal of Development Economics* 83, 88–108.
- [18] Psacharopoulos, G. and Patrinos, H. A. (2004), "Returns to investment in education: A further update," *Education Economics* 12 (2), 111-134.
- [19] van Paap, R., Franses, P.H., and Dijk, D. (2005), "Does Africa grows lower than Asia, Latin America and the Middle East? Evidence from a new data-based classification method," *Journal of Development Economics* 77, 553–570.
- [20] Vollrath, Dietrich (2009), "The dual economy in long-run development," *Journal of Economic Growth* 14, 287–312.
- [21] Wang, P. and D. Xie (2004), "Activation of a modern industry," *Journal of Development Economics* 73 (2), 393–410.

- [22] Wood, A. (1994), *North-South Trade, Employment and Inequality: Changing Fortunes in a Skill-Driven World*. Oxford: Oxford University Press.
- [23] Yuki, K. (2007), "Urbanization, informal sector, and development," *Journal of Development Economics* 84, 76–103.
- [24] Yuki, K. (2008), "Sectoral shift, wealth distribution, and development," *Macroeconomic Dynamics* 12 (4), 527–559.

Appendix A: Supplementary analysis

A.1 Critical equations determining educational choices and wages

This section examines in detail critical equations determining educational choices and wages, in particular, F_h and F_m satisfying $\widetilde{w}_m(\frac{F_h}{F_m}) = P(F_h, F_m, B)A_T \Leftrightarrow F_m = \phi(F_h, B)F_h$ and $P(F_h, F_m, B) = \theta$. Remember that $(\frac{F_h}{F_m})_{hm}$ is $\frac{F_h}{F_m}$ satisfying $\widetilde{w}_h(\frac{F_h}{F_m}) = \widetilde{w}_m(\frac{F_h}{F_m})$, which exists and is unique since \widetilde{w}_h (\widetilde{w}_m) decreases (increases) with $\frac{F_h}{F_m}$ and $\widetilde{w}_h > (<) \widetilde{w}_m$ at $\frac{F_h}{F_m} = 0 (= +\infty)$ from (12) and (13), and $(\frac{F_h}{F_m})_{ml, \theta}$ is $\frac{F_h}{F_m}$ satisfying $\widetilde{w}_m(\frac{F_h}{F_m}) = \theta A_T$ (w_l when $P = \theta$).

Lemma A1 shows the existence of F_h and F_m satisfying $\widetilde{w}_m(\frac{F_h}{F_m}) = P(F_h, F_m, B)A_T$ when $\frac{\gamma_B}{1-\gamma_B}(1+r)B < \theta A_T$ and describes its shape and its relation with $(\frac{F_h}{F_m})_{hm}$ and $(\frac{F_h}{F_m})_{ml, \theta}$. (When $\frac{\gamma_B}{1-\gamma_B}(1+r)B \geq \theta A_T$, $P(F_h, F_m, B) > \theta$ from (16) and thus $P = \theta$.)

Lemma A1 *Suppose $\frac{\gamma_B}{1-\gamma_B}(1+r)B < \theta A_T$. Then, positive F_h and F_m satisfying $\widetilde{w}_m(\frac{F_h}{F_m}) = P(F_h, F_m, B)A_T$ exists and is expressed as $F_m = \phi(F_h, B)F_h$, where $\phi(\cdot)$ is a function satisfying $\lim_{F_h \rightarrow 0} \phi(F_h, B) = \bar{\phi}(B) \equiv \left[\frac{(1-\alpha)A_M}{(1+r)(\frac{\gamma_B}{1-\gamma_B}B + e_m)} \right]^{\frac{1}{\alpha}}$. When $\frac{F_h}{F_m} \leq (\frac{F_h}{F_m})_{hm}$, $\phi(F_h, B)$ is a decreasing function of its arguments, and, for given B , there exists a unique $F_h > 0$ satisfying $[\phi(F_h, B)]^{-1} = (\frac{F_h}{F_m})_{hm}$, denoted $F_h^\dagger(B)$, and the one satisfying $[\phi(F_h, B)]^{-1} = (\frac{F_h}{F_m})_{ml, \theta}$, denoted $F_h^\ddagger(B)$, where $F_h^\dagger(B)$ and $F_h^\ddagger(B)$ are decreasing functions and $F_h^\dagger(B) > F_h^\ddagger(B)$.*

Based on the lemma, Figure 9 illustrates $F_m = \phi(F_h, B)F_h$ ($\widetilde{w}_m(\frac{F_h}{F_m}) = P(F_h, F_m, B)A_T$), $\frac{F_h}{F_m} = (\frac{F_h}{F_m})_{hm}$, and $\frac{F_h}{F_m} = (\frac{F_h}{F_m})_{ml, \theta}$ on the (F_m, F_h) plane. $F_h^\dagger(B)$ and $F_h^\ddagger(B)$ are unique intersections of $F_m = \phi(F_h, B)F_h$ with $\frac{F_h}{F_m} = (\frac{F_h}{F_m})_{hm}$ and $\frac{F_h}{F_m} = (\frac{F_h}{F_m})_{ml, \theta}$, respectively. As $F_h \rightarrow 0$, F_m satisfying $F_m = \phi(F_h, B)F_h$ approaches 0 (since $\lim_{F_h \rightarrow 0} \phi(F_h, B) = \bar{\phi}(B) < \infty$). $\frac{F_h}{F_m} = \frac{1}{\phi(F_h, B)}$ increases with F_h , thus F_m increases with F_h on the curve for low $\frac{1}{\phi(F_h, B)}$, but the relationship turns negative for high $\frac{1}{\phi(F_h, B)}$. As B increases, $\phi(F_h, B)$ decreases and thus the curve shifts leftward and $F_h^\dagger(B)$ and $F_h^\ddagger(B)$ decrease.

Lemma A2 describes the shape of $P(F_h, F_m, B) = \theta$ and its relation with $F_m = \phi(F_h, B)F_h$.

Lemma A2 *Suppose $\frac{\gamma_B}{1-\gamma_B}(1+r)B < \theta A_T$. When $\frac{F_h}{F_m} \in [[\bar{\phi}(0)]^{-1}, (\frac{F_h}{F_m})_{hm}]$ ($[\bar{\phi}(0)]^{-1}$ is the smallest $\frac{F_h}{F_m}$ satisfying $F_m = \phi(F_h, 0)F_h$), $P(F_h, F_m, B)$ is an increasing function of its arguments. Given B , for any $\frac{F_h}{F_m} \in [[\bar{\phi}(0)]^{-1}, (\frac{F_h}{F_m})_{hm}]$, F_h and F_m satisfying $P(F_h, F_m, B) = \theta$ exist and are unique, and for $\frac{F_h}{F_m} > (<) (\frac{F_h}{F_m})_{ml, \theta}$, $F_m < (>) \phi(F_h, B)F_h$ when $P(F_h, F_m, B) = \theta$.*

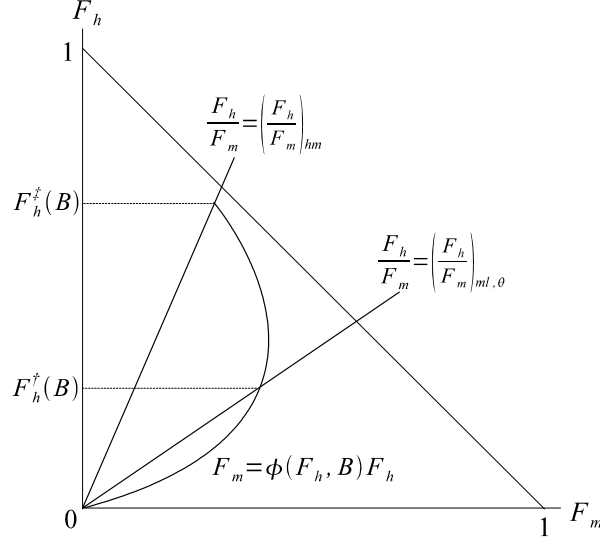


Figure 9: Lemma A1

A.2 Effects of F_h , F_m , and B on welfare, output, and sectoral composition

This section examines effects of F_h , F_m , and B on aggregate income net of education costs ($NI \equiv \widetilde{w}_h L_h + \widetilde{w}_m L_m + w_l(1 - L_h - L_m) + (1+r)B$), average utility, aggregate output ($Y = Y_M + PY_T$), the share of the modern sector in production ($\frac{Y_M}{Y}$), and the sector's share in basic consumption when $P = \theta \left(\frac{C_{BM}}{PC_B} \right)$.

Proposition A1 (Net aggregate income and average utility) *Suppose $F_h > 0$.*

- (i) *If $\frac{F_h}{F_m} \geq \left(\frac{F_h}{F_m}\right)_{hm}$, NI and average utility increase with $F_h + F_m$ and B .*
- (ii) *If $\frac{F_h}{F_m} < \left(\frac{F_h}{F_m}\right)_{hm}$,*
 - (a) *If $\frac{F_h}{F_m} \in \left(\left(\frac{F_h}{F_m}\right)_{ml,\theta}, \left(\frac{F_h}{F_m}\right)_{hm}\right)$, they increase with F_h , F_m , and B .*
 - (b) *If $\frac{F_h}{F_m} \leq \left(\frac{F_h}{F_m}\right)_{ml,\theta}$,*
 1. *When $\frac{\gamma_B}{1-\gamma_B}(1+r)B < \theta A_T$ and $F_h < F_h^\dagger(B)$, if $F_m \geq \phi(F_h, B)F_h$, they increase with F_h and B ; otherwise, same as (a).*
 2. *Or else, they increase with F_h and B .*

Both net aggregate income and average utility increase with B and the proportion(s) of individuals accessible to education for jobs with higher net wages, i.e. $F_h + F_m$ when $\widetilde{w}_h = \widetilde{w}_m$, F_h and F_m when $\widetilde{w}_h > \widetilde{w}_m > w_l$, and F_h when $\widetilde{w}_m = w_l$. As for NI and average utility when $P = \theta$, this is because the negative effect through \widetilde{w}_h or \widetilde{w}_m (except when $\widetilde{w}_h = \widetilde{w}_m > w_l = \theta A_T$ or $\widetilde{w}_h > \widetilde{w}_m = w_l = \theta A_T$) is dominated by positive effects through other wages (except when $\widetilde{w}_h = \widetilde{w}_m > w_l = \theta A_T$), proportions of workers with higher net wages, and B . When $P < \theta$,

increases in these variables raise P and thus have a negative effect on average utility, but the positive effect through net aggregate income dominates.

Proposition A2 (Aggregate output and sectoral composition) *Suppose $F_h > 0$.*

- (i) If $\frac{F_h}{F_m} \geq (\frac{F_h}{F_m})_{hm}$, when $F_h + F_m < \frac{(1-\gamma_B)\theta A_T - \gamma_B(1+r)B}{\gamma_B \widetilde{w}_m((\frac{F_h}{F_m})_{hm}) + (1-\gamma_B)\theta A_T}$, Y increases with $F_h + F_m$ and B , and $\frac{Y_M}{Y}$ increases with $\frac{F_h + F_m}{B}$; otherwise, they increase with $F_h + F_m$, and $\frac{C_{BM}}{PC_B}$ increases with $F_h + F_m$ and B .
- (ii) If $\frac{F_h}{F_m} < (\frac{F_h}{F_m})_{hm}$,
- (a) If $\frac{F_h}{F_m} \in ((\frac{F_h}{F_m})_{ml,\theta}, (\frac{F_h}{F_m})_{hm})$, when $P(F_h, F_m, B) \leq \theta$ (possible only when $\frac{\gamma_B}{1-\gamma_B}(1+r)B < \theta A_T$), Y increases with F_h , F_m , and B , and $\frac{Y_M}{Y}$ increases with F_h and F_m and decreases with B ; otherwise, they increase with F_h and F_m , and $\frac{C_{BM}}{PC_B}$ increases with F_h , F_m , and B .
- (b) If $\frac{F_h}{F_m} \leq (\frac{F_h}{F_m})_{ml,\theta}$,
1. When $\frac{\gamma_B}{1-\gamma_B}(1+r)B < \theta A_T$ and $F_h < F_h^\dagger(B)$, if $F_m \geq \phi(F_h, B)F_h$, Y increases with F_h and B , and $\frac{Y_M}{Y}$ decreases with B (depends on F_h too); otherwise, same as (a) when $P(F_h, F_m, B) \leq \theta$.
 2. Or else, Y and $\frac{Y_M}{Y}$ increase with F_h , and $\frac{C_{BM}}{PC_B}$ increases with F_h and B .

When $P < \theta$, aggregate output increases with B and the proportion(s) of individuals accessible to education for jobs with higher net wages, as NI and average utility do. In the case of $F_m < \phi(F_h, B)F_h$, this is because the increased proportion(s) raises L_h and L_m and shifts production to the more productive modern sector (an increase in Y_M is greater than a decrease in Y_T), plus they and B increase NI , thereby raising the demand for good T and thus P .²⁸ The modern sector's share in production increases with the proportion(s) (except the case $F_m \geq \phi(F_h, B)F_h$ of (b) 1, where the effect is ambiguous) but *decreases* with B .

When $P = \theta$, by contrast, P does not depend on NI and thus Y and $\frac{Y_M}{Y}$ are independent of B (and increase with the proportion(s)). The modern sector too produces goods for basic consumption, i.e. $C_{BM} > 0$, in this case. The proportion of basic consumption supplied by the sector increases with B as well as the proportion(s), because $\frac{C_{BM}}{PC_B} = \frac{PC_B - PY_T}{PC_B} = 1 - \frac{\theta Y_T}{\gamma_B NI}$ and thus it increases with NI and decreases with $Y_T = A_T(1 - L_h - L_m)$.

A.3 The dynamic equation of B_t and its fixed point

This section examines the dynamic equation of B_t , (28), of Section 3.2 and its fixed point.

When $\frac{F_{ht}}{F_{mt}} \geq (\frac{F_h}{F_m})_{hm}$, if $F_{ht} + F_{mt} < \frac{(1-\gamma_B)\theta A_T - \gamma_B(1+r)B_t}{\gamma_B \widetilde{w}_m((\frac{F_h}{F_m})_{hm}) + (1-\gamma_B)\theta A_T}$ and thus $P_t < \theta$, the equation is:

$$B_{t+1} = \frac{\gamma_b}{1-\gamma_B} \{ \widetilde{w}_m((\frac{F_h}{F_m})_{hm})(F_{ht} + F_{mt}) + (1+r)B_t \}. \quad (33)$$

²⁸In the case $F_m \geq \phi(F_h, B)F_h$ of (b) 1, the effect of F_h on Y_M is ambiguous and that of B is negative, but their effects on PY_T are positive and dominate.

$\frac{\gamma_b}{1-\gamma_B}(1+r) < 1$ is assumed so that the fixed point for given $F_{ht} + F_{mt}$ exists, which equals:

$$\widehat{B}^*(F_{ht} + F_{mt}) = \frac{\gamma_b}{1-\gamma_B-\gamma_b(1+r)} \widetilde{w}_m\left(\left(\frac{F_h}{F_m}\right)_{hm}\right)(F_{ht} + F_{mt}). \quad (34)$$

Clearly, when $B_t < (>) \widehat{B}^*(F_{ht} + F_{mt})$, $B_{t+1} > (<) B_t$. If $F_{ht} + F_{mt} \geq \frac{(1-\gamma_B)\theta A_T - \gamma_B(1+r)B_t}{\gamma_B \widetilde{w}_m\left(\left(\frac{F_h}{F_m}\right)_{hm}\right) + (1-\gamma_B)\theta A_T}$ and thus $P_t = \theta$, the dynamic equation and its fixed point equal:

$$B_{t+1} = \gamma_b \left\{ \widetilde{w}_m\left(\left(\frac{F_h}{F_m}\right)_{hm}\right)(F_{ht} + F_{mt}) + \theta A_T [1 - (F_{ht} + F_{mt})] + (1+r)B_t \right\}, \quad (35)$$

$$\widehat{B}^*(F_{ht} + F_{mt}) = \frac{\gamma_b}{1-\gamma_b(1+r)} \left\{ \widetilde{w}_m\left(\left(\frac{F_h}{F_m}\right)_{hm}\right)(F_{ht} + F_{mt}) + \theta A_T [1 - (F_{ht} + F_{mt})] \right\}, \quad (36)$$

where $\widehat{B}^*(F_{ht} + F_{mt})$ is an increasing function.

When $\frac{F_{ht}}{F_{mt}} \in \left(\left(\frac{F_h}{F_m}\right)_{ml,\theta}, \left(\frac{F_h}{F_m}\right)_{hm}\right)$, if $P_t = P(F_{ht}, F_{mt}, B_t) \leq \theta$, they equal:

$$B_{t+1} = \frac{\gamma_b}{1-\gamma_B} \left\{ [A_M(F_{ht})^\alpha (F_{mt})^{1-\alpha} - (1+r)(e_h F_{ht} + e_m F_{mt})] + (1+r)B_t \right\}, \quad (37)$$

$$B^*(F_{ht}, F_{mt}) = \frac{\gamma_b}{1-\gamma_B-\gamma_b(1+r)} \left\{ A_M(F_{ht})^\alpha (F_{mt})^{1-\alpha} - (1+r)(e_h F_{ht} + e_m F_{mt}) \right\}, \quad (38)$$

where $B^*(F_{ht}, F_{mt})$ is an increasing function. If $P(F_{ht}, F_{mt}, B_t) > \theta$ (thus $P_t = \theta$), they are:

$$B_{t+1} = \gamma_b \left\{ A_M(F_{ht})^\alpha (F_{mt})^{1-\alpha} - (1+r)(e_h F_{ht} + e_m F_{mt}) + \theta A_T (1 - F_{ht} - F_{mt}) + (1+r)B_t \right\}, \quad (39)$$

$$B^*(F_{ht}, F_{mt}) = \frac{\gamma_b}{1-\gamma_b(1+r)} \left\{ A_M(F_{ht})^\alpha (F_{mt})^{1-\alpha} - (1+r)(e_h F_{ht} + e_m F_{mt}) + \theta A_T (1 - F_{ht} - F_{mt}) \right\}, \quad (40)$$

where $B^*(F_{ht}, F_{mt})$ is an increasing function since $\widetilde{w}_{ht} > \widetilde{w}_{mt} > w_{lt} = \theta A_T$.

When $\frac{F_{ht}}{F_{mt}} \leq \left(\frac{F_h}{F_m}\right)_{ml,\theta}$, $\frac{\gamma_B}{1-\gamma_B}(1+r)B_t < \theta A_T$, and $F_{ht} < F_h^\dagger(B_t)$, if $F_{mt} < \phi(F_{ht}, B_t)F_{ht}$, the equations are (37) and (38) above. If $F_{mt} \geq \phi(F_{ht}, B_t)F_{ht}$, the dynamic equation is:

$$B_{t+1} = \frac{\gamma_b}{1-\gamma_B} \left\{ [A_M(\phi(F_{ht}, B_t))^{1-\alpha} - (1+r)(e_h + \phi(F_{ht}, B_t)e_m)] F_{ht} + (1+r)B_t \right\}. \quad (41)$$

The next lemma shows that, given F_{ht} , B_t converges monotonically to the unique fixed point of (41), $\overline{B}^*(F_{ht})$, and $\overline{B}^*(F_{ht})$ increases and $\phi(F_{ht}, \overline{B}^*(F_{ht}))$ decreases with F_{ht} .

Lemma A3 *When the dynamics of B_t follow (41), given F_{ht} , B_t converges monotonically to unique $\overline{B}^*(F_{ht})$, which is a solution to*

$$\overline{B}^*(F_{ht}) = \frac{\gamma_b}{1-\gamma_B-\gamma_b(1+r)} \left\{ A_M(\phi(F_{ht}, \overline{B}^*(F_{ht})))^{1-\alpha} - (1+r)(e_h + \phi(F_{ht}, \overline{B}^*(F_{ht}))e_m) F_{ht} \right\}, \quad (42)$$

and when $B_t < (>) \overline{B}^*(F_{ht})$, $B_{t+1} > (<) B_t$. $\overline{B}^*(F_{ht})$ is increasing and $\phi(F_{ht}, \overline{B}^*(F_{ht}))$ is decreasing in F_{ht} and $\lim_{F_{ht} \rightarrow 0} \phi(F_{ht}, \overline{B}^*(F_{ht})) = \overline{\phi}(0) \equiv \lim_{F_{ht} \rightarrow 0} \phi(F_{ht}, 0)$.

When $\frac{F_{ht}}{F_{mt}} \leq \left(\frac{F_h}{F_m}\right)_{ml,\theta}$ and either $\frac{\gamma_B}{1-\gamma_B}(1+r)B_t < \theta A_T$ and $F_{ht} \geq F_h^\dagger(B_t)$ or $\frac{\gamma_B}{1-\gamma_B}(1+r)B_t \geq \theta A_T$,

$$B_{t+1} = \gamma_b \left\{ \widetilde{w}_h\left(\left(\frac{F_h}{F_m}\right)_{ml,\theta}\right) F_{ht} + \theta A_T (1 - F_{ht}) + (1+r)B_t \right\}, \quad (43)$$

$$\overline{B}^*(F_{ht}) = \frac{\gamma_b}{1-\gamma_b(1+r)} \left\{ \widetilde{w}_h\left(\left(\frac{F_h}{F_m}\right)_{ml,\theta}\right) F_{ht} + \theta A_T (1 - F_{ht}) \right\}, \quad (44)$$

where $\overline{B}^*(F_{ht})$ is an increasing function.

A.4 Welfare, output, and sectoral composition in steady states

The next proposition examines the steady states in terms of welfare, output, and sectoral composition, based on Propositions A1 and A2 and Proposition 3 of Section 4.1.

Proposition A3 (Welfare, output, and sectoral composition in steady states)

- (i) *Aggregate net income and average utility are highest in Steady state 1. They increase with F_h in Steady states 2 and 3, and with F_h and F_m in Steady state 4. Their maxima in Steady states 2 and 3 are strictly higher than the ones in Steady state 4, and the infinima in Steady state 2 are strictly higher than the ones in Steady states 3 and 4.*
- (ii) *The same result as (i) holds for aggregate output, except that the magnitude relation of the maxima in Steady states 3 and 4 is unclear. In Steady state 1, $\frac{Y_M}{Y} = \frac{C_{BM}}{PC_B} = 1$. In Steady state 2, if $F_h < F_h^\dagger$, $\frac{Y_M}{Y}$ increases (decreases) with $\frac{F_h}{F_m} = [\phi(F_h, \bar{B}^*(F_h))]^{-1}$ for $[\phi(F_h, \bar{B}^*(F_h))]^{-1} > (<) \frac{\alpha}{1-\alpha} \frac{e_m}{e_h}$, where $\frac{\alpha}{1-\alpha} \frac{e_m}{e_h} > \widetilde{w}_m^{-1} \left[\frac{1-\gamma_b(1+r)}{\gamma_b} e_m \right]$; if $F_h \geq F_h^\dagger$ and $\frac{F_h}{1-F_h} \leq \left(\frac{F_h}{F_m}\right)_{ml,\theta}$, $\frac{Y_M}{Y}$ and $\frac{C_{BM}}{PC_B}$ increase with F_h ; otherwise, $\frac{Y_M}{Y} = \frac{C_{BM}}{PC_B} = 1$. In Steady state 3, $\frac{Y_M}{Y}$ is constant. In Steady state 4, $\frac{Y_M}{Y}$ increases (decreases) with $\frac{F_h}{F_m}$ for $\frac{F_h}{F_m} > (<) \frac{\alpha}{1-\alpha} \frac{e_m}{e_h}$.²⁹*

The proposition proves that Steady state 1 is the best in terms of aggregate net income, average utility, and aggregate output. Other steady states cannot be ranked definitely, but if they are to be ranked, Steady state 2 is the second best, Steady state 3 follows, and Steady state 4 is the worst: the maximum values of these variables in Steady states 2 and 3 (except aggregate output in Steady state 3) are strictly higher than the ones in Steady state 4, and the infinima in Steady state 2 are strictly higher than the ones in Steady states 3 and 4. The three variables increase with the proportion(s) of those accessible to education for jobs with higher net wages, i.e. F_h in Steady states 2 and 3, and F_h and F_m in Steady state 4.

As for shares of the modern sector in production and in basic consumption, when $P < \theta$ (thus $\frac{C_{BM}}{PC_B} = 0$), $\frac{Y_M}{Y}$ depends on $\frac{F_h}{F_m}$ and the relation can be *non-monotonic*: in the case $F_h < F_h^\dagger$ of Steady state 2 and in Steady state 4, $\frac{Y_M}{Y}$ decreases with $\frac{F_h}{F_m}$ for $\frac{F_h}{F_m} < \frac{\alpha}{1-\alpha} \frac{e_m}{e_h}$ (note $\frac{\alpha}{1-\alpha} \frac{e_m}{e_h} > \widetilde{w}_m^{-1} \left[\frac{1-\gamma_b(1+r)}{\gamma_b} e_m \right]$) and the relation turns positive for $\frac{F_h}{F_m} > \frac{\alpha}{1-\alpha} \frac{e_m}{e_h}$ if $\frac{\alpha}{1-\alpha} \frac{e_m}{e_h} < \widetilde{w}_m^{-1} \left[\frac{1-\gamma_b(1+r)}{\gamma_b} e_m \right]$. That is, the production share *decreases* with $\frac{F_h}{F_m}$ when $\frac{F_h}{F_m}$ is relatively low. By contrast, when $P = \theta$, i.e. in the case $F_h \geq F_h^\dagger$ and $\frac{F_h}{1-F_h} \leq \left(\frac{F_h}{F_m}\right)_{ml,\theta}$ of Steady state 2, $\frac{Y_M}{Y}$ and $\frac{C_{BM}}{PC_B}$ increase with F_h . (They equal 1 in Steady state 1 and in the case $\frac{F_h}{1-F_h} > \left(\frac{F_h}{F_m}\right)_{ml,\theta}$ of Steady state 2; $\frac{Y_M}{Y} (< 1)$ is constant and $\frac{C_{BM}}{PC_B} = 0$ in Steady state 3.)

²⁹ $C_{BM} = 0$ in the case $F_h < F_h^\dagger$ of Steady state 2 and in Steady states 3 and 4.

A.5 Relationship between initial conditions and steady states

The next proposition presents the relationship between initial conditions and steady states. Since the proof of the proposition requires the lengthy and complicated analysis of the dynamics, the proof is provided in a separate appendix posted on the author's website.³⁰

Proposition A4 (Initial conditions and steady states)

(i) When $\frac{F_{h0}}{F_{m0}} < \widetilde{w}_m^{-1} \left[\frac{1-\gamma_b(1+r)}{\gamma_b} e_m \right]$

a. If $F_{h0} < F_h^b$, F_{ht} is constant, F_{mt} falls, and the economy most likely converges to Steady state 4.³¹

b. If $F_{h0} \geq F_h^b$, when $F_{h0} \geq F_h^b(B_0)$, F_{ht} is constant, F_{mt} increases, and the economy converges to Steady state 2.³² When $F_{h0} < F_h^b(B_0)$, at first, F_{ht} is constant and F_{mt} decreases, and it could converge to any type of steady states or cycle.³³

(ii) When $\frac{F_{h0}}{F_{m0}} \in \left[\widetilde{w}_m^{-1} \left[\frac{1-\gamma_b(1+r)}{\gamma_b} e_m \right], \widetilde{w}_m^{-1} \left[\frac{1-\gamma_b(1+r)}{\gamma_b} e_h \right] \right]$

a. If $b^*(w_l) \leq e_m$ at $(F_h, F_m, B) = (F_{h0}, F_{m0}, B^*(F_{h0}, F_{m0}))$, F_{ht} and F_{mt} are constant and the final state is Steady state 4.

b. Otherwise, F_{ht} is constant, F_{mt} rises, and the economy converges to Steady state 2.

(iii) When $\frac{F_{h0}}{F_{m0}} > \widetilde{w}_m^{-1} \left[\frac{1-\gamma_b(1+r)}{\gamma_b} e_h \right]$, F_{ht} increases and $F_{ht} + F_{mt}$ non-decreases at first.

a. If $\frac{F_{h0}}{F_{m0}} \geq \left(\frac{F_h}{F_m} \right)_{hm}$ and $b^*(w_l) \leq e_m$ at $(F_h, F_m) = (F_{h0}, F_{m0})$ and $B = \widehat{B}^*(F_{h0} + F_{m0})$, $F_{ht} + F_{mt}$ is constant and the economy converges to Steady state 3.

b. If $\frac{F_{h0}}{F_{m0}} < \left(\frac{F_h}{F_m} \right)_{hm}$ and $b^*(w_l) \leq e_m$ at $(F_h, F_m) = (F_{h0}, F_{m0})$ and $B = B^*(F_{h0}, F_{m0})$, the following three scenarios are possible depending on details of the initial distribution.

1. The more likely is the same scenario as a.

2. $F_{ht} + F_{mt}$ rises from the start or after some period and the final state is Steady state 1.

3. After $F_{ht} + F_{mt}$ increases for a while, F_{ht} becomes constant, F_{mt} increases, and the economy converges to Steady state 2.

The first scenario is more likely as F_{h0} and F_{m0} are lower, and the second one is more likely than the third one as $\frac{F_{h0}}{F_{m0}}$ is higher.

c. Otherwise, the same scenarios as 2. and 3. of b. are possible.

³⁰The address is <http://www.econ.kyoto-u.ac.jp/~yuki/english.html>.

³¹ F_{mt} could "jump over" the region $\frac{F_h}{F_m} \in \left[\widetilde{w}_m^{-1} \left[\frac{1-\gamma_b(1+r)}{\gamma_b} e_m \right], \widetilde{w}_m^{-1} \left[\frac{1-\gamma_b(1+r)}{\gamma_b} e_h \right] \right]$ depending on the initial distribution, in which case it converges to another type of steady states, particularly Steady state 3.

³²The exception is when $F_{h0} = F_h^b$ and $B_0 = \overline{B}^*(F_{h0})$, in which case both F_{mt} and B_t are constant.

³³The economy possibly cycles between the region $\frac{F_h}{F_m} < \widetilde{w}_m^{-1} \left[\frac{1-\gamma_b(1+r)}{\gamma_b} e_m \right]$ and $F_h \in [F_h^b, F_h^b(B)]$ and the region $\frac{F_h}{F_m} \in \left[\widetilde{w}_m^{-1} \left[\frac{1-\gamma_b(1+r)}{\gamma_b} e_m \right], \widetilde{w}_m^{-1} \left[\frac{1-\gamma_b(1+r)}{\gamma_b} e_h \right] \right]$.

Appendix B: Proofs of lemmas and propositions

Proof of Lemma A1. (Existence of function $\phi(\cdot)$) Let $\phi = \frac{F_m}{F_h}$. Then, from (13) and (16), $\widetilde{w}_m(\frac{F_h}{F_m}) = P(F_h, F_m, B)A_T$ is expressed as:

$$(1-\alpha)A_M(\phi)^{-\alpha} - (1+r)e_m = \frac{\gamma_B}{1-\gamma_B} \frac{A_M(\phi)^{1-\alpha}F_h + (1+r)[B - (e_h + \phi e_m)F_h]}{1 - (1+\phi)F_h}, \quad (45)$$

where $F_h < \frac{1}{1+\phi} \Leftrightarrow \phi < \frac{1-F_h}{F_h}$ must be true. When $F_h \rightarrow 0$, the equation becomes:

$$(1-\alpha)A_M(\phi)^{-\alpha} - (1+r)e_m = \frac{\gamma_B}{1-\gamma_B}(1+r)B, \quad (46)$$

whose solution $\phi = \bar{\phi}(B) \equiv \left[\frac{(1-\alpha)A_M}{(1+r)\left(\frac{\gamma_B}{1-\gamma_B}B + e_m\right)} \right]^{\frac{1}{\alpha}}$ satisfies $\bar{\phi}(B) \leq \bar{\phi} \equiv \bar{\phi}(0) = \left[\frac{(1-\alpha)A_M}{(1+r)e_m} \right]^{\frac{1}{\alpha}}$, where $\bar{\phi}$ is the solution to $\widetilde{w}_m = (1-\alpha)A_M(\phi)^{-\alpha} - (1+r)e_m = 0$. The LHS of (45) decreases and the RHS increases with ϕ for $\phi < \min\{\frac{1-F_h}{F_h}, \bar{\phi}\}$; as $\phi \rightarrow 0$, $LHS \rightarrow +\infty$ and thus $LHS > RHS$; and as $\phi \rightarrow \min\{\frac{1-F_h}{F_h}, \bar{\phi}\}$, $LHS < RHS$ because, when $\phi = \bar{\phi} < \frac{1-F_h}{F_h}$, $LHS = 0$ and $RHS > 0$ (since, from $\bar{\phi} > [(\frac{F_h}{F_m})_{ml, \theta}]^{-1} > [(\frac{F_h}{F_m})_{hm}]^{-1}$, $\widetilde{w}_h > \widetilde{w}_m = 0$ and thus $A_M(\phi)^{1-\alpha} - (1+r)(e_h + \phi e_m) = \widetilde{w}_h + \phi \widetilde{w}_m > 0$ at $\phi = \bar{\phi}$), and when $\frac{1-F_h}{F_h} \leq \bar{\phi}$, $RHS \rightarrow +\infty$ as $\phi \rightarrow \frac{1-F_h}{F_h}$. Hence, for given $F_h > 0$ and B , a unique $\phi \in (0, \min\{\frac{1-F_h}{F_h}, \bar{\phi}\})$ satisfying the equation exists, which is denoted as $\phi = \phi(F_h, B)$ and $\lim_{F_h \rightarrow 0} \phi(F_h, B) = \bar{\phi}(B)$.

(Properties of $\phi(\cdot)$) The RHS of (45) is strictly increasing in F_h ($< \frac{1}{1+\phi}$) when $\phi \in [[(\frac{F_h}{F_m})_{hm}]^{-1}, \min\{\frac{1-F_h}{F_h}, \bar{\phi}\})$, because $A_M(\phi)^{1-\alpha} - (1+r)(e_h + \phi e_m) = \widetilde{w}_h + \phi \widetilde{w}_m > (1+\phi)\theta A_T > 0$ at $\phi = [(\frac{F_h}{F_m})_{hm}]^{-1}$ from Assumption 1. Thus, $\phi(F_h, B)$ is a decreasing function. $\bar{\phi}(B) > [(\frac{F_h}{F_m})_{hm}]^{-1}$ because $\widetilde{w}_m > \theta A_T$ at $\phi = [(\frac{F_h}{F_m})_{hm}]^{-1}$ from Assumption 1 and $\widetilde{w}_m = \frac{\gamma_B}{1-\gamma_B}(1+r)B < \theta A_T$ at $\phi = \bar{\phi}(B)$ from (46). Then, since $\lim_{F_h \rightarrow 0} \phi(F_h, B) = \bar{\phi}(B) > [(\frac{F_h}{F_m})_{hm}]^{-1}$ and the limit of $\phi(F_h, B)$ when $F_h \rightarrow \frac{1}{1+[(\frac{F_h}{F_m})_{hm}]^{-1}}$ is strictly less than $[(\frac{F_h}{F_m})_{hm}]^{-1}$ (from eq. 45), for given B , there exists a unique $F_h > 0$ satisfying $\phi(F_h, B) = [(\frac{F_h}{F_m})_{hm}]^{-1}$, which is denoted as $F_h^\dagger(B)$. The existence of $F_h^\dagger(B)$ can be proved similarly. $F_h^\ddagger(B) > F_h^\dagger(B)$ is from Assumption 1. ■

Proof of Lemma A2. As shown in the proof of Lemma A1, $\bar{\phi}(0) \geq \bar{\phi}(B) > [(\frac{F_h}{F_m})_{hm}]^{-1}$, $\widetilde{w}_m \geq (>)0$ for $\frac{F_h}{F_m} \geq (>)[\bar{\phi}(0)]^{-1}$, and, from the definition of $(\frac{F_h}{F_m})_{hm}$, $\widetilde{w}_h \geq (>)\widetilde{w}_m$ for $\frac{F_h}{F_m} \leq (<)(\frac{F_h}{F_m})_{hm}$. Hence, the numerator of (16) and thus $P(F_h, F_m, B)$ are increasing in F_h and F_m for $\frac{F_h}{F_m} \in [[\bar{\phi}(0)]^{-1}, (\frac{F_h}{F_m})_{hm}]$.

From (16) and $\phi = \frac{F_m}{F_h}$, $P(F_h, F_m, B) = \theta$ is expressed as:

$$\frac{1}{A_T} \frac{\gamma_B}{1-\gamma_B} \frac{A_M(\phi)^{1-\alpha}F_h + (1+r)[B - (e_h + \phi e_m)F_h]}{1 - (1+\phi)F_h} = \theta, \quad (47)$$

where $F_h < \frac{1}{1+\phi} \Leftrightarrow \phi < \frac{1-F_h}{F_h}$. For given $\phi \in [[(\frac{F_h}{F_m})_{hm}]^{-1}, \bar{\phi}(0)]$, when $F_h = 0$, $LHS = \frac{1}{A_T} \frac{\gamma_B}{1-\gamma_B}(1+r)B < \theta$; when $F_h \rightarrow \frac{1}{1+\phi}$, $LHS \rightarrow +\infty$; and the LHS is increasing in F_h (since $A_M(\phi)^{1-\alpha} - (1+r)(e_h + \phi e_m) = \widetilde{w}_h + \phi \widetilde{w}_m > 0$). Hence, given B , for any $\frac{F_h}{F_m} \in [[\bar{\phi}(0)]^{-1}, (\frac{F_h}{F_m})_{hm}]$,

there exists a unique $F_h \in (0, \frac{1}{1 + [\frac{F_h}{F_m}]^{-1}})$ satisfying $P(F_h, [\frac{F_h}{F_m}]^{-1}F_h, B) = P(F_h, F_m, B) = \theta$. When $\frac{F_h}{F_m} > (<)(\frac{F_h}{F_m})_{ml, \theta}$ and thus $\widetilde{w}_m(\frac{F_h}{F_m}) > (<)\theta A_T$, at $P(F_h, F_m, B) = \theta$, $\widetilde{w}_m(\frac{F_h}{F_m}) > (<)\theta A_T = P(F_h, F_m, B)A_T$, that is, $F_m < (>)\phi(F_h, B)F_h$. ■

Proof of Proposition 1. Since $F_h > 0$, an equilibrium satisfying $L_h, L_m > 0$ always exists from the shape of the sector M production function. Thus, equilibrium L_h and L_m must satisfy $\widetilde{w}_h \geq \widetilde{w}_m$ (thus $\frac{L_h}{L_m} \leq (\frac{F_h}{F_m})_{hm}$) and $\widetilde{w}_m \geq w_l$. Since $\widetilde{w}_h = \widetilde{w}_m > \theta A_T \geq w_l$ at $\frac{L_h}{L_m} = (\frac{F_h}{F_m})_{hm}$ (from Assumption 1) and $\widetilde{w}_h(\widetilde{w}_m)$ is decreasing (increasing) in $\frac{L_h}{L_m}$, there does not exist equilibrium $\frac{L_h}{L_m}$ satisfying $\widetilde{w}_h = \widetilde{w}_m = w_l$. Hence, when $\widetilde{w}_h = \widetilde{w}_m$, $\widetilde{w}_m > w_l$, while when $\widetilde{w}_m = w_l$, $\widetilde{w}_h > \widetilde{w}_m$ in equilibrium. In the former case, $L_h \leq F_h$, $L_h + L_m = F_h + F_m$, and $\frac{L_h}{L_m} = \frac{L_h}{F_h + F_m - L_h} \leq \frac{F_h}{F_m}$, and in the latter case, $L_h = F_h$, $L_m \leq F_m$, and $\frac{L_h}{L_m} = \frac{F_h}{L_m} \geq \frac{F_h}{F_m}$.

(i) $\widetilde{w}_m = w_l$ is not possible since $\widetilde{w}_h > \widetilde{w}_m$ and $\frac{L_h}{L_m} = \frac{F_h}{L_m} \geq \frac{F_h}{F_m} \geq (\frac{F_h}{F_m})_{hm}$ cannot hold together. Thus, $\widetilde{w}_m > w_l$, $L_h + L_m = F_h + F_m$ and $\frac{L_h}{L_m} = \frac{L_h}{F_h + F_m - L_h} \leq \frac{F_h}{F_m}$. When $\frac{F_h}{F_m} = (\frac{F_h}{F_m})_{hm}$, $\widetilde{w}_h > \widetilde{w}_m$ with $L_h < F_h$ (since $\frac{L_h}{L_m} < \frac{F_h}{F_m} = (\frac{F_h}{F_m})_{hm}$) and thus $L_h = F_h$, $L_m = F_m$, and $\widetilde{w}_h = \widetilde{w}_m$ in equilibrium. When $\frac{F_h}{F_m} > (\frac{F_h}{F_m})_{hm}$, $\widetilde{w}_h < \widetilde{w}_m$ with $L_h = F_h$ and thus $L_h < F_h$ and $\widetilde{w}_h = \widetilde{w}_m$ in equilibrium. Values of L_h and L_m are obtained from $\frac{L_h}{L_m} = (\frac{F_h}{F_m})_{hm}$ and $L_h + L_m = F_h + F_m$.

(ii) If $\widetilde{w}_h = \widetilde{w}_m$, as shown above, $\frac{L_h}{L_m} = \frac{L_h}{F_h + F_m - L_h} \leq \frac{F_h}{F_m}$ must hold, which implies $\frac{L_h}{L_m} \leq \frac{F_h}{F_m} < (\frac{F_h}{F_m})_{hm}$ and thus $\widetilde{w}_h > \widetilde{w}_m$, a contradiction. Hence, $\widetilde{w}_h > \widetilde{w}_m$ and $L_h = F_h$ in equilibrium.

When $\frac{\gamma_B}{1 - \gamma_B}(1+r)B \geq \theta A_T$, the RHS of (16) is greater than θ for any equilibrium L_h and L_m (since $\widetilde{w}_i > 0$), thus $P = \theta$ and $w_l = \theta A_T$ in equilibrium. Hence, when $\frac{F_h}{F_m} \in ((\frac{F_h}{F_m})_{ml, \theta}, (\frac{F_h}{F_m})_{hm})$, $\widetilde{w}_m > w_l$ and $L_m = F_m$, and when $\frac{F_h}{F_m} \leq (\frac{F_h}{F_m})_{ml, \theta}$, $\widetilde{w}_m = w_l$ and $\frac{L_h}{L_m} = \frac{F_h}{L_m} = (\frac{F_h}{F_m})_{ml, \theta}$.

When $\frac{\gamma_B}{1 - \gamma_B}(1+r)B < \theta A_T$, since $\frac{F_h}{F_m} < (\frac{F_h}{F_m})_{hm}$, from Lemma A1, F_h and F_m satisfying $\widetilde{w}_m(\frac{F_h}{F_m}) = P(F_h, F_m, B)A_T$ exist for any $\frac{F_h}{F_m} \geq [\overline{\phi}(B)]^{-1}$ and is expressed as $F_m = \phi(F_h, B)F_h$, where $\phi(F_h, B)$ is a decreasing function, and from Lemma A2, F_h and F_m satisfying $P(F_h, F_m, B) = \theta$ exist for any $\frac{F_h}{F_m} \geq [\overline{\phi}(0)]^{-1}$, where $P(F_h, F_m, B)$ is an increasing function. Note that $(\frac{F_h}{F_m})_{ml, \theta} > [\overline{\phi}(B)]^{-1} \geq [\overline{\phi}(0)]^{-1}$ from (45) and (46) in the proof of Lemma A1 and $\frac{\gamma_B}{1 - \gamma_B}(1+r)B < \theta A_T$.

(a) When $P(F_h, F_m, B) < \theta$, $\widetilde{w}_m(\frac{F_h}{F_m}) > \theta A_T > P(F_h, F_m, B)A_T$ from $\frac{F_h}{F_m} > (\frac{F_h}{F_m})_{ml, \theta}$. Hence, $L_m = F_m$ and $\widetilde{w}_m > \theta A_T > w_l = P(F_h, F_m, B)A_T$ in equilibrium. When $P(F_h, F_m, B) \geq \theta$, $\widetilde{w}_m = \widetilde{w}_m(\frac{F_h}{L_m}) = P(F_h, L_m, B)A_T = w_l \geq \widetilde{w}_m(\frac{F_h}{F_m})$ cannot be true since $\widetilde{w}_m(\frac{F_h}{F_m}) > \theta A_T$ from $\frac{F_h}{F_m} > (\frac{F_h}{F_m})_{ml, \theta}$. Hence, $\widetilde{w}_m > w_l$, $L_m = F_m$, and $P = \theta$ in equilibrium.

(b) 1. From Lemma A1 (see Figure 9 too), for any $\frac{F_h}{F_m} \in [[\overline{\phi}(B)]^{-1}, (\frac{F_h}{F_m})_{ml, \theta})$, there exists $F_h < F_h^\dagger(B)$ satisfying $F_m = \phi(F_h, B)F_h$. When $P(F_h, F_m, B) \geq \theta$ (then, $F_m > \phi(F_h, B)F_h$ from Lemma A2) or when $P(F_h, F_m, B) < \theta$ and $F_m \geq \phi(F_h, B)F_h$, $\widetilde{w}_m(\frac{F_h}{F_m}) \leq P(F_h, F_m, B)A_T$ and thus $\widetilde{w}_m = \widetilde{w}_m(\frac{F_h}{L_m}) = P(F_h, L_m, B)A_T = w_l$ and $L_m = \phi(F_h, B)F_h$ in equilibrium, where $\widetilde{w}_m = \widetilde{w}_m(\frac{F_h}{L_m}) < \theta A_T$ from $\frac{F_h}{L_m} = \frac{1}{\phi(F_h, B)} < \frac{1}{\phi(F_h^\dagger(B), B)} = (\frac{F_h}{F_m})_{ml, \theta}$. When $P(F_h, F_m, B) < \theta$ and

$F_m < \phi(F_h, B)F_h$, $\widetilde{w}_m = \widetilde{w}_m(\frac{F_h}{F_m}) > P(F_h, F_m, B)A_T = w_l$ and $L_m = F_m$ in equilibrium.

2. When $\frac{F_h}{F_m} \leq (\frac{F_h}{F_m})_{ml, \theta}$ and $F_h \geq F_h^\dagger(B)$, from Lemma A2 (see Figure 1 too), $P(F_h, F_m, B) = P(F_h, [\frac{F_h}{F_m}]^{-1}F_h, B) \geq P(F_h, [(\frac{F_h}{F_m})_{ml, \theta}]^{-1}F_h, B) \geq P(F_h^\dagger(B), [(\frac{F_h}{F_m})_{ml, \theta}]^{-1}F_h^\dagger(B), B) = \theta$. From Lemma A2, when $P(F_h, F_m, B) \geq \theta$, $F_m \geq \phi(F_h, B)F_h$ and thus $\widetilde{w}_m(\frac{F_h}{F_m}) \leq \theta A_T \leq P(F_h, F_m, B)A_T$. Hence, $\widetilde{w}_m = \theta A_T = w_l$, $P = \theta$, $L_m = [(\frac{F_h}{F_m})_{ml, \theta}]^{-1}F_h$, and $\widetilde{w}_h = \widetilde{w}_h([\frac{F_h}{F_m}]^{-1})$ in equilibrium. Note that $\widetilde{w}_m = w_l = P(F_h, L_m, B)A_T < \theta A_T$ (thus $\frac{L_h}{L_m} = \frac{F_h}{L_m} > (\frac{F_h}{F_m})_{ml, \theta}$) is not possible because, from Lemma A2, if $\frac{F_h}{L_m} > (\frac{F_h}{F_m})_{ml, \theta}$, $\widetilde{w}_m(\frac{F_h}{L_m}) > P(F_h, L_m, B)A_T$ when $P(F_h, L_m, B) < \theta$. ■

Proof of Proposition 2. (i) From Proposition 1 (i), $\frac{L_h}{L_m} = (\frac{F_h}{F_m})_{hm}$ and thus $\widetilde{w}_h = \widetilde{w}_m = \widetilde{w}_m([\frac{F_h}{F_m}]_{hm})$, which is strictly greater than θA_T (thus w_l) from Assumption 1. By substituting $\widetilde{w}_h = \widetilde{w}_m = \widetilde{w}_m([\frac{F_h}{F_m}]_{hm})$ and $L_h + L_m = F_h + F_m$ into P (eq. 15) and equating it with θ ,

$$\frac{\gamma_B}{1-\gamma_B} \frac{\widetilde{w}_m([\frac{F_h}{F_m}]_{hm})(F_h + F_m) + (1+r)B}{1 - (F_h + F_m)} = \theta A_T \Leftrightarrow F_h + F_m = \frac{(1-\gamma_B)\theta A_T - \gamma_B(1+r)B}{\gamma_B \widetilde{w}_m([\frac{F_h}{F_m}]_{hm}) + (1-\gamma_B)\theta A_T}. \quad (48)$$

Thus, the result for w_l holds. (ii) Straightforward from proofs of Proposition 1 (ii). ■

Proof of Proposition A1. Net aggregate income is computed from L_h , L_m , and wages of Propositions 1 and 2 and (15), and average utility is from net aggregate income and (15).

(i) When $F_h + F_m < \frac{(1-\gamma_B)\theta A_T - \gamma_B(1+r)B}{\gamma_B \widetilde{w}_m([\frac{F_h}{F_m}]_{hm}) + (1-\gamma_B)\theta A_T}$, $NI = \frac{1}{1-\gamma_B} [\widetilde{w}_m([\frac{F_h}{F_m}]_{hm})(F_h + F_m) + (1+r)B]$ and thus it increases with $F_h + F_m$ and B . Average utility equals

$$\begin{aligned} & (\gamma_B)^{\gamma_B} (\gamma_N)^{\gamma_N} (\gamma_b)^{\gamma_b} \left\{ \frac{\frac{\gamma_B}{1-\gamma_B} [\widetilde{w}_m([\frac{F_h}{F_m}]_{hm})(F_h + F_m) + (1+r)B]}{A_T(1-F_h-F_m)} \right\}^{-\gamma_B} \frac{1}{1-\gamma_B} [\widetilde{w}_m([\frac{F_h}{F_m}]_{hm})(F_h + F_m) + (1+r)B] \\ &= \frac{(\gamma_N)^{\gamma_N} (\gamma_b)^{\gamma_b}}{(1-\gamma_B)^{1-\gamma_B}} [A_T(1-F_h-F_m)]^{\gamma_B} [\widetilde{w}_m([\frac{F_h}{F_m}]_{hm})(F_h + F_m) + (1+r)B]^{1-\gamma_B}, \end{aligned} \quad (49)$$

the derivative of which with respect to $F_h + F_m$ equals the average utility times

$$-\frac{\gamma_B}{1-F_h-F_m} + \frac{(1-\gamma_B)\widetilde{w}_m([\frac{F_h}{F_m}]_{hm})}{\widetilde{w}_m([\frac{F_h}{F_m}]_{hm})(F_h + F_m) + (1+r)B} = \frac{\widetilde{w}_m([\frac{F_h}{F_m}]_{hm})(1-\gamma_B-F_h-F_m) - \gamma_B(1+r)B}{(1-F_h-F_m)[\widetilde{w}_m([\frac{F_h}{F_m}]_{hm})(F_h + F_m) + (1+r)B]}, \quad (50)$$

where, from $F_h + F_m < \frac{(1-\gamma_B)\theta A_T - \gamma_B(1+r)B}{\gamma_B \widetilde{w}_m([\frac{F_h}{F_m}]_{hm}) + (1-\gamma_B)\theta A_T}$, the numerator of the expression is greater than

$$\begin{aligned} & \frac{[(1-\gamma_B)\widetilde{w}_m([\frac{F_h}{F_m}]_{hm}) - \gamma_B(1+r)B][\gamma_B \widetilde{w}_m([\frac{F_h}{F_m}]_{hm}) + (1-\gamma_B)\theta A_T] - \widetilde{w}_m([\frac{F_h}{F_m}]_{hm})[(1-\gamma_B)\theta A_T - \gamma_B(1+r)B]}{\gamma_B \widetilde{w}_m([\frac{F_h}{F_m}]_{hm}) + (1-\gamma_B)\theta A_T} \\ &= \frac{[\widetilde{w}_m([\frac{F_h}{F_m}]_{hm}) - \theta A_T]\gamma_B(1-\gamma_B)[\widetilde{w}_m([\frac{F_h}{F_m}]_{hm}) + (1+r)B]}{\gamma_B \widetilde{w}_m([\frac{F_h}{F_m}]_{hm}) + (1-\gamma_B)\theta A_T} > 0. \end{aligned} \quad (51)$$

Hence the average utility too increases with $F_h + F_m$ and B . When $F_h + F_m \geq \frac{(1-\gamma_B)\theta A_T - \gamma_B(1+r)B}{\gamma_B \widetilde{w}_m([\frac{F_h}{F_m}]_{hm}) + (1-\gamma_B)\theta A_T}$, $NI = \widetilde{w}_m([\frac{F_h}{F_m}]_{hm})(F_h + F_m) + \theta A_T(1-F_h-F_m) + (1+r)B$ and average utility equals $\gamma_B^{\gamma_B} \gamma_N^{\gamma_N} \gamma_b^{\gamma_b} (\theta)^{-\gamma_B} NI$. Thus, they increase with $F_h + F_m$ and B .

(ii) (a) When $P(F_h, F_m, B) \leq \theta$, $NI = \frac{1}{1-\gamma_B} [A_M(F_h)^\alpha (F_m)^{1-\alpha} + (1+r)(B - e_h F_h - e_m F_m)]$ and

thus it increases with F_h , F_m , and B . Average utility equals

$$\frac{(\gamma_N)^{\gamma_N} (\gamma_b)^{\gamma_b}}{(1-\gamma_B)^{1-\gamma_B}} [A_T(1-F_h-F_m)]^{\gamma_B} [A_M(F_h)^\alpha (F_m)^{1-\alpha} + (1+r)(B-e_h F_h - e_m F_m)]^{1-\gamma_B}, \quad (52)$$

the derivative of which with respect to $F_i (i=h, m)$ equals the average utility times

$$-\frac{\gamma_B}{1-F_h-F_m} + \frac{(1-\gamma_B)\tilde{w}_i(\frac{F_h}{F_m})}{A_M(F_h)^\alpha (F_m)^{1-\alpha} + (1+r)(B-e_h F_h - e_m F_m)} \geq \frac{\gamma_B}{1-F_h-F_m} [-1 + \frac{\tilde{w}_i(\frac{F_h}{F_m})}{\theta A_T}] > 0, \quad (53)$$

where the first inequality is from $P(F_h, F_m, B) \leq \theta \Leftrightarrow \frac{\gamma_B}{1-\gamma_B} \frac{A_M(F_h)^\alpha (F_m)^{1-\alpha} + (1+r)(B-e_h F_h - e_m F_m)}{A_T[1-F_h-F_m]} \leq \theta$. Hence, the average utility too increases with F_h , F_m , and B . When $P(F_h, F_m, B) > \theta$ and thus $P = \theta$, $NI = A_M(F_h)^\alpha (F_m)^{1-\alpha} + (1+r)(B-e_h F_h - e_m F_m) + \theta A_T(1-F_h-F_m)$ and average utility equals $(\gamma_B)^{\gamma_B} (\gamma_N)^{\gamma_N} (\gamma_b)^{\gamma_b} (\theta)^{-\gamma_B} NI$. Thus, they increase with F_h , F_m , and B .

(b) 1. When $F_m \geq \phi(F_h, B)F_h$, $NI = \tilde{w}_h([\phi(F_h, B)]^{-1})F_h + \tilde{w}_m([\phi(F_h, B)]^{-1})(1-F_h) + (1+r)B$. The derivative of NI with respect to F_h equals

$$\tilde{w}_h([\phi(F_h, B)]^{-1}) - \tilde{w}_m([\phi(F_h, B)]^{-1}) - \frac{\tilde{w}_h'([\phi(F_h, B)]^{-1})F_h + \tilde{w}_m'([\phi(F_h, B)]^{-1})(1-F_h)}{[\phi(F_h, B)]^2} \frac{\partial \phi}{\partial F_h}, \quad (54)$$

where $\tilde{w}_h'([\phi(F_h, B)]^{-1})F_h + \tilde{w}_m'([\phi(F_h, B)]^{-1})(1-F_h) = \alpha(1-\alpha)A_M([\phi(F_h, B)]^{-1})^{\alpha-1} [1-F_h - \phi(F_h, B)F_h] > 0$ (55)

and thus the derivative is positive. Similarly, the derivative of NI with respect to B equals

$$-\left[\tilde{w}_h'([\phi(F_h, B)]^{-1})F_h + \tilde{w}_m'([\phi(F_h, B)]^{-1})(1-F_h) \right] [\phi(F_h, B)]^{-2} \frac{\partial \phi}{\partial B} + (1+r) > 0.$$

Since $P = \frac{\tilde{w}_m([\phi(F_h, B)]^{-1})}{A_T}$, average utility equals

$$(\gamma_B A_T)^{\gamma_B} \gamma_N^{\gamma_N} \gamma_b^{\gamma_b} [\tilde{w}_m([\phi(F_h, B)]^{-1})]^{-\gamma_B} \left\{ \tilde{w}_h([\phi(F_h, B)]^{-1})F_h + \tilde{w}_m([\phi(F_h, B)]^{-1})(1-F_h) + (1+r)B \right\}. \quad (56)$$

The derivative with respect to F_h equals the average utility times

$$-\left[-\gamma_B \frac{\tilde{w}_m'([\phi(F_h, B)]^{-1})}{\tilde{w}_m([\phi(F_h, B)]^{-1})} + \frac{\tilde{w}_h'([\phi(F_h, B)]^{-1})F_h + \tilde{w}_m'([\phi(F_h, B)]^{-1})(1-F_h)}{\tilde{w}_h([\phi(F_h, B)]^{-1})F_h + \tilde{w}_m([\phi(F_h, B)]^{-1})(1-F_h) + (1+r)B} \right] [\phi(F_h, B)]^{-2} \frac{\partial \phi}{\partial F_h} + \frac{\tilde{w}_h([\phi(F_h, B)]^{-1}) - \tilde{w}_m([\phi(F_h, B)]^{-1})}{\tilde{w}_h([\phi(F_h, B)]^{-1})F_h + \tilde{w}_m([\phi(F_h, B)]^{-1})(1-F_h) + (1+r)B}, \quad (57)$$

where the expression inside the big square bracket of the first term equals $(\phi \equiv \phi(F_h, B))$

$$\begin{aligned} & \frac{1}{\tilde{w}_m(\phi^{-1})[\tilde{w}_h(\phi^{-1})F_h + \tilde{w}_m(\phi^{-1})(1-F_h) + (1+r)B]} \text{ times} \\ & -\gamma_B \tilde{w}_m'(\phi^{-1}) [\tilde{w}_h(\phi^{-1})F_h + \tilde{w}_m(\phi^{-1})(1-F_h) + (1+r)B] + \tilde{w}_m(\phi^{-1}) [\tilde{w}_h'(\phi^{-1})F_h + \tilde{w}_m'(\phi^{-1})(1-F_h)] \\ & = -\tilde{w}_m'(\phi^{-1}) [1 - (1+\phi)F_h] \tilde{w}_m(\phi^{-1}) + [\tilde{w}_h'(\phi^{-1})F_h + \tilde{w}_m'(\phi^{-1})(1-F_h)] \tilde{w}_m(\phi^{-1}) \text{ (from eq. 14)} \\ & = [\tilde{w}_h'(\phi^{-1}) + \tilde{w}_m'(\phi^{-1})\phi] F_h \tilde{w}_m(\phi^{-1}) = 0. \end{aligned}$$

Hence, the derivative is positive. The derivative with respect to B can be proved to be positive similarly. When $F_m < \phi(F_h, B)F_h$, the proof of (ii)(a) when $P(F_h, F_m, B) \leq \theta$ applies.

2. $NI = \tilde{w}_h(\frac{F_h}{F_m})_{ml, \theta} F_h + \theta A_T(1-F_h) + (1+r)B$ and average utility equals $\gamma_B^{\gamma_B} \gamma_N^{\gamma_N} \gamma_b^{\gamma_b} (\theta)^{-\gamma_B} NI$. Thus, they increase with F_h and B . ■

Proof of Proposition A2. Y and Y_M are computed from equilibrium L_h and L_m (Proposition 1), (6), and (16). Since $PC_B = \gamma_B NI$ and $C_{BM} = \gamma_B NI - \theta A_T [1 - (L_h + L_m)]$ (eq. 17), the result on $\frac{C_{BM}}{PC_B} = \gamma_B - \theta A_T \frac{1 - (L_h + L_m)}{NI}$ is obtained from Propositions 1 and A1.

(i) When $F_h + F_m < \frac{(1 - \gamma_B)\theta A_T - \gamma_B(1+r)B}{\gamma_B \widetilde{w}_m((\frac{F_h}{F_m})_{hm}) + (1 - \gamma_B)\theta A_T}$,

$Y = A_M \frac{((\frac{F_h}{F_m})_{hm})^\alpha}{1 + (\frac{F_h}{F_m})_{hm}} (F_h + F_m) + \frac{\gamma_B}{1 - \gamma_B} [\widetilde{w}_m((\frac{F_h}{F_m})_{hm}) (F_h + F_m) + (1+r)B]$. Thus, Y increases with $F_h + F_m$ and B , and $\frac{Y_M}{Y}$ increases with $\frac{F_h + F_m}{B}$. When $F_h + F_m \geq \frac{(1 - \gamma_B)\theta A_T - \gamma_B(1+r)B}{\gamma_B \widetilde{w}_m((\frac{F_h}{F_m})_{hm}) + (1 - \gamma_B)\theta A_T}$,

$Y = A_M \frac{((\frac{F_h}{F_m})_{hm})^\alpha}{1 + (\frac{F_h}{F_m})_{hm}} (F_h + F_m) + \theta A_T (1 - F_h - F_m)$, where the first term is Y_M . Thus, Y and $\frac{Y_M}{Y}$ increase with $F_h + F_m$. $\frac{C_{BM}}{PC_B} = \gamma_B - \theta A_T \frac{1 - (F_h + F_m)}{NI}$ and thus it increases with $F_h + F_m$ and B .

(ii)(a) When $P(F_h, F_m, B) \leq \theta$, $Y = A_M (F_h)^\alpha (F_m)^{1-\alpha} + \frac{\gamma_B}{1 - \gamma_B} [A_M (F_h)^\alpha (F_m)^{1-\alpha} + (1+r)(B - e_h F_h - e_m F_m)]$, where the first term is Y_M . Thus, Y increases with F_h , F_m , and B , and $\frac{Y_M}{Y}$ increases with F_h and F_m and decreases with B . When $P(F_h, F_m, B) > \theta$ and thus $P = \theta$, $Y = A_M (F_h)^\alpha (F_m)^{1-\alpha} + \theta A_T (1 - F_h - F_m)$, where the first term is Y_M . Thus, Y and $\frac{Y_M}{Y}$ increase with F_h and F_m . $\frac{C_{BM}}{PC_B} = \gamma_B - \theta A_T \frac{1 - (F_h + F_m)}{NI}$ and thus it increases with F_h , F_m , and B .

(b) 1. $Y = A_M (\phi(F_h, B))^{1-\alpha} F_h + \frac{\gamma_B}{1 - \gamma_B} \{A_M (\phi(F_h, B))^{1-\alpha} F_h + (1+r)[B - (e_h + \phi(F_h, B)e_m)F_h]\}$, where the first term is Y_M . The derivative of Y with respect to F_h equals $(\phi \equiv \phi(F_h, B))$

$$\begin{aligned} & \frac{1}{1 - \gamma_B} [A_M (\phi)^{1-\alpha} - \gamma_B (1+r)(e_h + \phi e_m)] + \frac{1}{1 - \gamma_B} [(1 - \alpha)A_M (\phi)^{-\alpha} - \gamma_B (1+r)e_m] F_h \frac{\partial \phi}{\partial F_h} \\ &= \frac{1}{1 - \gamma_B} [(1 - \alpha)A_M (\phi)^{-\alpha} - \gamma_B (1+r)e_m] (\phi + F_h \frac{\partial \phi}{\partial F_h}) + \frac{1}{1 - \gamma_B} [\alpha A_M (\phi)^{1-\alpha} - \gamma_B (1+r)e_h] \\ &> \frac{1}{1 - \gamma_B} [\widetilde{w}_m(\phi^{-1})(\phi + F_h \frac{\partial \phi}{\partial F_h}) + \widetilde{w}_h(\phi^{-1})]. \end{aligned} \quad (58)$$

In the above equation, from $(1 - \alpha)A_M (\phi)^{-\alpha} - (1+r)e_m = \frac{\gamma_B}{1 - \gamma_B} \frac{A_M (\phi)^{1-\alpha} F_h + (1+r)[B - (e_h + \phi e_m)F_h]}{1 - (1 + \phi)F_h}$ (eq. 45 in the proof of Lemma A1),

$$\begin{aligned} \frac{\partial \phi}{\partial F_h} &= - \frac{(1 + \phi) [(1 - \alpha)A_M (\phi)^{-\alpha} - (1+r)e_m] + \frac{\gamma_B}{1 - \gamma_B} [A_M (\phi)^{1-\alpha} - (1+r)(e_h + \phi e_m)]}{\frac{1}{1 - \gamma_B} [(1 - \alpha)A_M (\phi)^{-\alpha} - (1+r)e_m] F_h + [\alpha(1 - \alpha)A_M (\phi)^{-\alpha-1}] [1 - (1 + \phi)F_h]} \\ &= - \frac{(1 + \phi)\widetilde{w}_m(\phi^{-1}) + \frac{\gamma_B}{1 - \gamma_B} [\widetilde{w}_h(\phi^{-1}) + \phi \widetilde{w}_m(\phi^{-1})]}{\frac{1}{1 - \gamma_B} \widetilde{w}_m(\phi^{-1}) F_h + [\alpha(1 - \alpha)A_M (\phi)^{-\alpha-1}] [1 - (1 + \phi)F_h]}. \end{aligned} \quad (59)$$

$\widetilde{w}_m(\phi^{-1})(\phi + F_h \frac{\partial \phi}{\partial F_h}) + \widetilde{w}_h(\phi^{-1})$ in (58) thus equals $\frac{1}{\frac{\widetilde{w}_m(\phi^{-1}) F_h + [\alpha(1 - \alpha)A_M (\phi)^{-\alpha-1}] [1 - (1 + \phi)F_h]}{1 - \gamma_B}}$ times

$$\begin{aligned} & [\widetilde{w}_h(\phi^{-1}) + \phi \widetilde{w}_m(\phi^{-1})] \left\{ \frac{1}{1 - \gamma_B} \widetilde{w}_m(\phi^{-1}) F_h + [\alpha(1 - \alpha)A_M (\phi)^{-\alpha-1}] [1 - (1 + \phi)F_h] \right\} \\ & - \left\{ (1 + \phi)\widetilde{w}_m(\phi^{-1}) + \frac{\gamma_B}{1 - \gamma_B} [\widetilde{w}_h(\phi^{-1}) + \phi \widetilde{w}_m(\phi^{-1})] \right\} \widetilde{w}_m(\phi^{-1}) F_h \\ &= [\widetilde{w}_h(\phi^{-1}) + \phi \widetilde{w}_m(\phi^{-1})] \{ \widetilde{w}_m(\phi^{-1}) F_h + [\alpha(1 - \alpha)A_M (\phi)^{-\alpha-1}] [1 - (1 + \phi)F_h] \} - (1 + \phi)\widetilde{w}_m(\phi^{-1}) \widetilde{w}_m(\phi^{-1}) F_h \\ &= [\widetilde{w}_h(\phi^{-1}) + \phi \widetilde{w}_m(\phi^{-1})] \alpha(1 - \alpha)A_M (\phi)^{-\alpha-1} [1 - (1 + \phi)F_h] + (\widetilde{w}_h(\phi^{-1}) - \widetilde{w}_m(\phi^{-1})) \widetilde{w}_m(\phi^{-1}) F_h > 0. \end{aligned}$$

The derivative of Y with respect to B equals

$$\frac{\gamma_B(1+r)}{1-\gamma_B} + \frac{1}{1-\gamma_B} [(1-\alpha)A_M\phi^{-\alpha} - \gamma_B(1+r)e_m]F_h \frac{\partial\phi}{\partial B} > \frac{1}{1-\gamma_B} \left[\widetilde{w}_m(\phi^{-1})F_h \frac{\partial\phi}{\partial B} + \gamma_B(1+r) \right]. \quad (60)$$

In the above equation, from $(1-\alpha)A_M(\phi)^{-\alpha} - (1+r)e_m = \frac{\gamma_B}{1-\gamma_B} \frac{A_M(\phi)^{1-\alpha}F_h + (1+r)[B - (e_h + \phi e_m)F_h]}{1 - (1+\phi)F_h}$,

$$\frac{\partial\phi}{\partial B} = - \frac{\frac{\gamma_B}{1-\gamma_B}(1+r)}{\frac{1}{1-\gamma_B}\widetilde{w}_m(\phi^{-1})F_h + [\alpha(1-\alpha)A_M(\phi)^{-\alpha-1}][1 - (1+\phi)F_h]}. \quad (61)$$

Thus,

$$\widetilde{w}_m(\phi^{-1})F_h \frac{\partial\phi}{\partial B} + \gamma_B(1+r) = \frac{\gamma_B(1+r)}{1-\gamma_B} \frac{\frac{\gamma_B}{1-\gamma_B}\widetilde{w}_m(\phi^{-1})F_h + [\alpha(1-\alpha)A_M(\phi)^{-\alpha-1}][1 - (1+\phi)F_h]}{\frac{1}{1-\gamma_B}\widetilde{w}_m(\phi^{-1})F_h + [\alpha(1-\alpha)A_M(\phi)^{-\alpha-1}][1 - (1+\phi)F_h]} > 0. \quad (62)$$

Hence, Y increases with F_h and B . Since $\frac{Y_M}{Y} = \left(1 + \frac{\gamma_B}{1-\gamma_B} \left\{1 + (1+r) \frac{B - (e_h + \phi(F_h, B)e_m)F_h}{A_M(\phi(F_h, B))^{1-\alpha}F_h}\right\}\right)^{-1}$, $\frac{Y_M}{Y}$ decreases with B , but the effect of F_h is ambiguous.

2. $Y = A_M\left[\left(\frac{F_h}{F_m}\right)_{ml, \theta}\right]^{\alpha-1}F_h + \theta A_T(1 - \{1 + [\left(\frac{F_h}{F_m}\right)_{ml, \theta}\}]^{-1}F_h)$. Thus, Y and $\frac{Y_M}{Y}$ increase with F_h . $\frac{C_{BM}}{PC_B} = \gamma_B - \frac{\theta A_T}{NI}(1 - \{1 + [\left(\frac{F_h}{F_m}\right)_{ml, \theta}\}]^{-1}F_h)$, which increases with F_h and B . ■

Proof of Lemma A3. From the proof of Lemma A2, $\phi = \phi(F_{ht}, B_t)$ is a solution to

$$(1-\alpha)A_M(\phi)^{-\alpha} - (1+r)e_m = \frac{\gamma_B}{1-\gamma_B} \frac{[A_M(\phi)^{1-\alpha} - (1+r)(e_h + \phi e_m)]F_{ht} + (1+r)B_t}{1 - (1+\phi)F_{ht}}. \quad (63)$$

where the first term of the numerator of the RHS equals $\widetilde{w}_{ht} + \phi\widetilde{w}_{mt} > 0$ from (12) and (13). Since the LHS decreases with ϕ and the RHS and the denominator of the RHS increase with ϕ , the numerator of the RHS increases with B_t . Thus, the numerator of the RHS of (41) is positive at $B_t=0$ and is increasing in B_t . Further, for any $B_t > 0$,

$$\frac{\partial RHS}{\partial B_t} = \frac{\gamma_b}{1-\gamma_B} \left\{ [(1-\alpha)A_M(\phi(F_{ht}, B_t))^{-\alpha} - (1+r)e_m]F_{ht} \frac{\partial\phi(F_{ht}, B_t)}{\partial B_t} + (1+r) \right\} < \frac{\gamma_b(1+r)}{1-\gamma_B} < 1. \quad (64)$$

Hence, for given F_{ht} , B_t converges monotonically to the unique solution to (42), $\overline{B}^*(F_{ht})$, and when $B_t < (>) \overline{B}^*(F_{ht})$, $B_{t+1} > (<) B_t$. From (63) and (42), $\phi = \phi(F_{ht}, \overline{B}^*(F_{ht}))$ is a solution to:

$$(1-\alpha)A_M(\phi)^{-\alpha} - (1+r)e_m = \frac{\gamma_B}{1-\gamma_B - \gamma_b(1+r)} \frac{A_M(\phi)^{1-\alpha} - (1+r)(e_h + \phi e_m)}{1 - (1+\phi)F_{ht}} F_{ht}. \quad (65)$$

Thus, $\phi(F_{ht}, \overline{B}^*(F_{ht}))$ is decreasing in F_{ht} and, as $F_{ht} \rightarrow 0$, $\phi(F_{ht}, \overline{B}^*(F_{ht})) \rightarrow \overline{\phi}(0) \equiv \left[\frac{(1-\alpha)A_M}{(1+r)e_m}\right]^{\frac{1}{\alpha}}$. Finally, $\frac{d\overline{B}^*(F_{ht})}{dF_{ht}} > 0$ is from (28) and Proposition A1 (ii)(b) 1. ■

Proof of Proposition 3. When the economy is in a steady state, relative positions of the critical loci determining the dynamics of F_h and F_m and the magnitude relation of P and θ are illustrated by Figure 5. In the region satisfying $b^*(\widetilde{w}_m) > e_h$ and $b^*(w_l) > e_m$ of the figure, F_h and $F_h + F_m$ increase when $F_h < 1$, thus $F_h < 1$ cannot be a steady state. Hence, $(F_h, F_m) = (1, 0)$ is the only steady state (Steady state 1). Since $\frac{F_h}{F_m} = +\infty > \left(\frac{F_h}{F_m}\right)_{hm}$ and $P = \theta$ from the figure, $B = \widehat{B}^*(1)$ holds from (36). In the region satisfying $b^*(\widetilde{w}_m) \leq e_h$

and $b^*(w_l) > e_m$, F_h is constant and F_m increases when $F_h + F_m < 1$, thus steady states are such that $F_m = 1 - F_h$ and F_h satisfies $b^*(\widetilde{w}_m) \leq e_h \Leftrightarrow \frac{F_h}{F_m} = \frac{F_h}{1-F_h} \leq \widetilde{w}_m^{-1} \left[\frac{1-\gamma_b(1+r)}{\gamma_b} e_h \right]$ (from the paragraph just after Assumption 3) and $b^*(w_l) > e_m \Leftrightarrow F_h > F_h^b$ (from eq. 32) [Steady state 2]. Since $L_m = \max\{\phi(F_h, \overline{B}^*(F_h)), [(\frac{F_h}{F_m})_{ml,\theta}]^{-1}\} F_h$ when $\frac{F_h}{F_m} = \frac{F_h}{1-F_h} \leq (\frac{F_h}{F_m})_{ml,\theta}$ and $L_m = F_m$ when $\frac{F_h}{1-F_h} > (\frac{F_h}{F_m})_{ml,\theta}$ from Proposition 1, $B = \overline{B}^*(F_h)$ when $\frac{F_h}{1-F_h} \leq (\frac{F_h}{F_m})_{ml,\theta}$ from (42) and (44), and $B = B^*(F_h, F_m)$ when $\frac{F_h}{1-F_h} > (\frac{F_h}{F_m})_{ml,\theta}$ from $P = \theta$ and (40). In the region satisfying $b^*(\widetilde{w}_m) > e_h$ and $b^*(w_l) \leq e_m$, F_h increases and F_m decreases when $F_m > 0$, thus steady states are such that $F_m = 0$ and F_h satisfies $b^*(w_l) \leq e_m \Leftrightarrow F_h \leq \frac{\frac{1-\gamma_b(1+r)}{\gamma_b} e_m}{\frac{\gamma_B}{1-\gamma_B-\gamma_b(1+r)} \widetilde{w}_m((\frac{F_h}{F_m})_{hm}) + \frac{1-\gamma_b(1+r)}{\gamma_b} e_m}$ (from eq. 30) [Steady state 3]. Since $P < \theta$ from the figure, $B = \widehat{B}^*(F_h)$ holds from (34). In the region satisfying $b^*(\widetilde{w}_m) \leq e_h$ and $b^*(w_l) \leq e_m$, F_h is constant and F_m decreases (is constant) when $b^*(\widetilde{w}_m) < (\geq) e_m$, thus steady states are: F_h and F_m satisfying $e_m \leq b^*(\widetilde{w}_m) \leq e_h \Leftrightarrow \frac{F_h}{F_m} \in \left[\widetilde{w}_m^{-1} \left[\frac{1-\gamma_b(1+r)}{\gamma_b} e_m \right], \widetilde{w}_m^{-1} \left[\frac{1-\gamma_b(1+r)}{\gamma_b} e_h \right] \right]$ and $b^*(w_l) \leq e_m \Leftrightarrow P(F_h, F_m, B^*(F_h, F_m)) A_T \leq \frac{1-\gamma_b(1+r)}{\gamma_b} e_m$ (from eq. 31), and $B = B^*(F_h, F_m)$ (from eq. 38) [Steady state 4]; and $F_h = F_h^b$, $F_m \geq \phi(F_h^b, \overline{B}^*(F_h^b)) F_h^b$ (thus $\frac{F_h}{F_m} < \widetilde{w}_m^{-1} \left[\frac{1-\gamma_b(1+r)}{\gamma_b} e_m \right]$), and $B = \overline{B}^*(F_h)$ (see footnote 22).

In Steady state 2, from the figure and the result on B , $P = P(F_h, L_m, \overline{B}^*(F_h)) < \theta$ if $F_h \leq F_h^\dagger$ and $P = \theta$ otherwise. In Steady state 3, $P = P(L_h, L_m, \widehat{B}^*(F_h)) = \frac{\gamma_B}{1-\gamma_B-\gamma_b(1+r)} \frac{\widetilde{w}_m((\frac{F_h}{F_m})_{hm}) F_h}{A_T(1-F_h)}$ from (16), (34), and $\widetilde{w}_h = \widetilde{w}_m = \widetilde{w}_m((\frac{F_h}{F_m})_{hm})$. Levels of L_h , L_m , and L_l , and wages are from Propositions 1 and 2 and the result on P . ■

Proof of Proposition A3. (i) From Proposition A1 (i), aggregate net income (NI) and average utility of Steady state 1 are strictly greater than those of Steady state 3, and they increase with F_h in Steady state 3 ($B = \widehat{B}^*(F_h)$ from Proposition 3 3.). In Steady state 2, when $\frac{F_h}{1-F_h} \leq (\frac{F_h}{F_m})_{ml,\theta}$, NI and average utility increase with F_h from Propositions A1 (ii)(b) and 3 2. a. ($B = \overline{B}^*(F_h)$), while when $\frac{F_h}{1-F_h} > (\frac{F_h}{F_m})_{ml,\theta}$, they increase with F_h because $NI = \frac{1}{1-\gamma_b(1+r)} \{A_M(F_h)^\alpha (1-F_h)^{1-\alpha} - (1+r)[e_h F_h + e_m(1-F_h)]\}$ (note $\widetilde{w}_h > \widetilde{w}_m$) and average utility equals a constant times NI from the proof of Proposition A1 (ii)(a), Proposition 3 2. b. ($F_m = 1 - F_h$, $B = B^*(F_h, F_m)$, and $P = \theta$), and (40). Since NI and average utility of Steady state 1 equal those when $\frac{F_h}{F_m} = (\frac{F_h}{F_m})_{hm}$ and $F_m = 1 - F_h$, and the above proof of their being increasing in F_h when $\frac{F_h}{1-F_h} > (\frac{F_h}{F_m})_{ml,\theta}$ applies when $\frac{F_h}{1-F_h} \in \left(\widetilde{w}_m^{-1} \left[\frac{1-\gamma_b(1+r)}{\gamma_b} e_h \right], (\frac{F_h}{F_m})_{hm} \right]$ as well, these variables of Steady state 2 are strictly small than those of Steady state 1. In Steady state 4, they increase with F_h and F_m from Propositions A1 (ii)(a) and 3 4. ($B = B^*(F_h, F_m)$). In Steady state 4, they are highest when $b^*(\widetilde{w}_m) = e_h$ and $b^*(w_l) = e_m \Leftrightarrow P(F_h, F_m, B^*(F_h, F_m)) A_T = \frac{1-\gamma_b(1+r)}{\gamma_b} e_m$, because they are highest on $b^*(w_l) = e_m$ from Figure 5 and increase with F_h among steady states on the locus from (29) and the expressions

for these variables in the proof of Proposition A1 (ii)(a). (Note that the absolute value of the slope of the locus is less than 1.) The highest NI and average utility of Steady state 4 are strictly lower than those of Steady state 3, since the latter coincide with those when $\frac{F_h}{F_m} = (\frac{F_h}{F_m})_{hm}$ and $b^*(w_l) = e_m$. They are also strictly lower than those of Steady state 2, since they are highest at $b^*(\widetilde{w}_m) = e_h$ in both types of steady states. They are at the infimum when $F_h \rightarrow 0$ in Steady states 3, and when $\frac{F_h}{F_m} = \widetilde{w}_m^{-1} \left[\frac{1-\gamma_b(1+r)}{\gamma_b} e_m \right]$ and $F_h \rightarrow 0$ in Steady states 4, hence the infima equal 0. The infima of Steady state 2 are strictly higher than the ones in Steady states 3 and 4, since the former coincide with the NI and average utility at the intersection of $b^*(\widetilde{w}_m) = e_m$ and $b^*(w_l) = e_m$ of Steady state 4.

(ii) In Steady state 3, Y increases with F_h from Propositions A2 (i) and 3 3. ($B = \widehat{B}^*(F_h)$), and $\frac{Y_M}{Y}$ is constant from the proof of Proposition A2 (i) and (34). Y is strictly lower than Y of Steady state 1, since Y increases with F_h when $b^*(w_l) > e_m$ too. In Steady state 2, when $F_h < F_h^\dagger$, Y increases with F_h from Propositions A2 (ii)(b) 1. and 3 2. a. ($B = \overline{B}^*(F_h)$). From the proof of Proposition A2 (ii)(b) 1. and (42), $Y = A_M(\phi(F_h, \overline{B}^*(F_h)))^{1-\alpha} F_h + \frac{\gamma_B}{1-\gamma_B-\gamma_b(1+r)} \left[A_M(\phi(F_h, \overline{B}^*(F_h)))^{1-\alpha} F_h - (1+r)(e_h + \phi(F_h, \overline{B}^*(F_h))e_m)F_h \right]$ (the first term is Y_M). Hence, $\frac{Y_M}{Y} = \left\{ 1 + \frac{\gamma_B}{1-\gamma_B-\gamma_b(1+r)} \left[1 - \frac{1+r}{A_M} \left(\frac{e_h}{(\phi(F_h, \overline{B}^*(F_h)))^{1-\alpha}} + e_m(\phi(F_h, \overline{B}^*(F_h)))^\alpha \right) \right] \right\}^{-1}$ and $\frac{Y_M}{Y}$ increases (decreases) with $[\phi(F_h, \overline{B}^*(F_h))]^{-1}$ for $[\phi(F_h, \overline{B}^*(F_h))]^{-1} > (<) \frac{\alpha}{1-\alpha} \frac{e_m}{e_h}$, where $\frac{\alpha}{1-\alpha} \frac{e_m}{e_h} > \widetilde{w}_m^{-1} \left[\frac{1-\gamma_b(1+r)}{\gamma_b} e_m \right]$ can be proved as follows. First, Assumption 2 implies $\alpha A_M (\frac{F_h}{F_m})_{hm}^{-(1-\alpha)} > \frac{e_h}{\gamma_b} \Leftrightarrow \alpha A_M (\frac{F_h}{F_m})^{-(1-\alpha)} - (1+r)e_h < (1-\alpha)A_M (\frac{F_h}{F_m})^\alpha - (1+r)e_m$ at $\frac{F_h}{F_m} = (\frac{\gamma_b \alpha A_M}{e_h})^{\frac{1}{1-\alpha}} \Leftrightarrow A_M \alpha^\alpha (1-\alpha)^{1-\alpha} > \frac{e_h^\alpha}{\gamma_b} [e_h - \gamma_b(1+r)(e_h - e_m)]^{1-\alpha}$. Then, the last equation proves $\frac{\alpha}{1-\alpha} \frac{e_m}{e_h} > \widetilde{w}_m^{-1} \left[\frac{1-\gamma_b(1+r)}{\gamma_b} e_m \right] \Leftrightarrow \gamma_b(1-\alpha)A_M (\frac{\alpha}{1-\alpha} \frac{e_m}{e_h})^\alpha > e_m \Leftrightarrow A_M \alpha^\alpha (1-\alpha)^{1-\alpha} > \frac{e_h^\alpha e_m^{1-\alpha}}{\gamma_b}$. When $F_h \geq F_h^\dagger$ and $\frac{F_h}{1-F_h} \leq (\frac{F_h}{F_m})_{ml,\theta}$, Y , $\frac{Y_M}{Y}$, and $\frac{C_{BM}}{P C_B}$ increase with F_h from Propositions A2 (ii)(b) 2. and 3 2. a. ($B = \overline{B}^*(F_h)$). When $\frac{F_h}{1-F_h} > (\frac{F_h}{F_m})_{ml,\theta}$, Y increases with F_h from Proposition 3 2. b. ($F_m = 1-F_h$ and $P = \theta$) and the proof of Proposition A2 (ii)(a) ($Y = A_M(F_h)^\alpha (1-F_h)^{1-\alpha}$), and $\frac{Y_M}{Y} = 1$ and $\frac{C_{BM}}{P C_B} = 1$ from Proposition 3 2. b. ($Y_T = 0$). The highest Y of Steady state 2 (at $b^*(\widetilde{w}_m) = e_h$) is strictly lower than Y of Steady state 1, because the latter coincides with Y when $\frac{F_h}{F_m} = (\frac{F_h}{F_m})_{hm}$ and $F_m = 1-F_h$, and the above proof of Y increasing with F_h applies when $\frac{F_h}{1-F_h} \in \left(\widetilde{w}_m^{-1} \left[\frac{1-\gamma_b(1+r)}{\gamma_b} e_h \right], (\frac{F_h}{F_m})_{hm} \right]$ as well. In Steady state 4, Y increases with F_h and F_m from Propositions A2 (ii)(a) and 3 4. ($B = B^*(F_h, F_m)$). Since $Y = A_M(F_h)^\alpha (F_m)^{1-\alpha} + \frac{\gamma_B}{1-\gamma_B-\gamma_b(1+r)} [A_M(F_h)^\alpha (F_m)^{1-\alpha} - (1+r)(e_h F_h + e_m F_m)]$ from the proof of Proposition A2 (ii)(a) and (38), $\frac{Y_M}{Y} = \left\{ 1 + \frac{\gamma_B}{1-\gamma_B-\gamma_b(1+r)} \left[1 - \frac{1+r}{A_M} \left(e_h (\frac{F_h}{F_m})^{1-\alpha} + e_m (\frac{F_h}{F_m})^{-\alpha} \right) \right] \right\}^{-1}$ and thus $\frac{Y_M}{Y}$ increases (decreases) with $\frac{F_h}{F_m}$ for $\frac{F_h}{F_m} > (<) \frac{\alpha}{1-\alpha} \frac{e_m}{e_h}$. From Figure 5, for given $\frac{F_h}{F_m}$, Y in this steady state is strictly lower than Y in Steady state 2. Thus, the highest Y in Steady state 4 is strictly lower than in Steady state 2. The infimum in Steady state 2 can be proved to be strictly higher than in Steady states 3 and 4 in the same way as (i). ■