



Munich Personal RePEc Archive

**“Economic and Social Progress toward
Achieving the Millennium Development
Goals (MDGs) and the Prospect in Post
MDGs Architecture”.**

Khaing, Sape Saw

Institute of Developing Economies Advanced School, JETRO

18 March 2014

Online at <https://mpra.ub.uni-muenchen.de/55153/>

MPRA Paper No. 55153, posted 12 Jun 2014 18:16 UTC



“Economic and Social Progress toward Achieving the Millennium Development Goals (MDGs) and the Prospect in Post MDGs Architecture”.

Institute of Developing Economies Advanced School, JETRO
Chiba, Japan , 17-21 March 2014

Presented By,

Khaing Sape Saw (Ms.), 14th Overseas Fellow, Myanmar

Master of Arts in International Political Economy (University of Tsukuba, JAPAN)

MBA (Yangon Institute of Economics, MYANMAR)

Post Graduate Diploma in Economics Development Studies

(Institute of Developing Economies Advanced School (IDEAS), Chiba, JAPAN)

DBS (LCCI , LONDON)

B.Com (Yangon Institute of Economics, MYANMAR)



Outline

- Economic and Social Progress toward Achieving the Millennium Development Goals (MDGs)
 - Status quo of poverty reduction and social development towards MDGs in Myanmar.
 - Evaluation of achievements of Myanmar in terms of progresses towards MDGs.
- The Prospects of Post MDGs Architecture
 - Prospective policies needed beyond 2015.



Objectives

where the Myanmar is with regards to the MDG goals and targets

progress by which Myanmar is moving towards the MDGs

Myanmar : Case study on

“Economic and Social Progress toward Achieving the Millennium Development Goals (MDGs) and the Prospect in Post MDGs Architecture”.



Economic and Social Progress toward Achieving the MDGs

the present situation of poverty reduction and social development



Myanmar: Millennium Development Goals (MDGs)

1

Eradicate extreme poverty and hunger

2

Achieve universal primary education

3

Promote gender equality and empower women

4

Reduce child mortality

5

Improve maternal health

6

Combat HIV/AIDS, malaria and other diseases

7

Ensure environmental sustainability

8

Develop a global partnership for development

Eradicate extreme poverty and hunger

Where We Are?

Poverty and food security remain serious challenges facing Myanmar.

One in four people lives below the national poverty line.

Two in five children below the age of five are under-nourished.

the vast majority of whom reside in remote rural areas.

1

Eradicate extreme poverty and hunger

Where We Are?

indicators	National Level %
Food poverty headcount index	10
Poverty headcount index	32
Poverty gap index	0.07
Squared poverty gap index	0.02
Per capita GDP	USD857
poverty rate	26
HD Index rank	149 out of 187 countries
Share of poorest quintile in national consumption.	12.2

Eradicate extreme poverty and hunger

➤ Targets for 2015

Goals and Targets	Indicators for monitoring progress
1. Reduce by half the proportion of people living on less than a dollar a day	<ol style="list-style-type: none">1. Proportion of population below \$1 (PPP) per day2. Poverty gap ratio [incidence x depth of poverty]3. Share of poorest quintile in national consumption

Eradicate extreme poverty and hunger

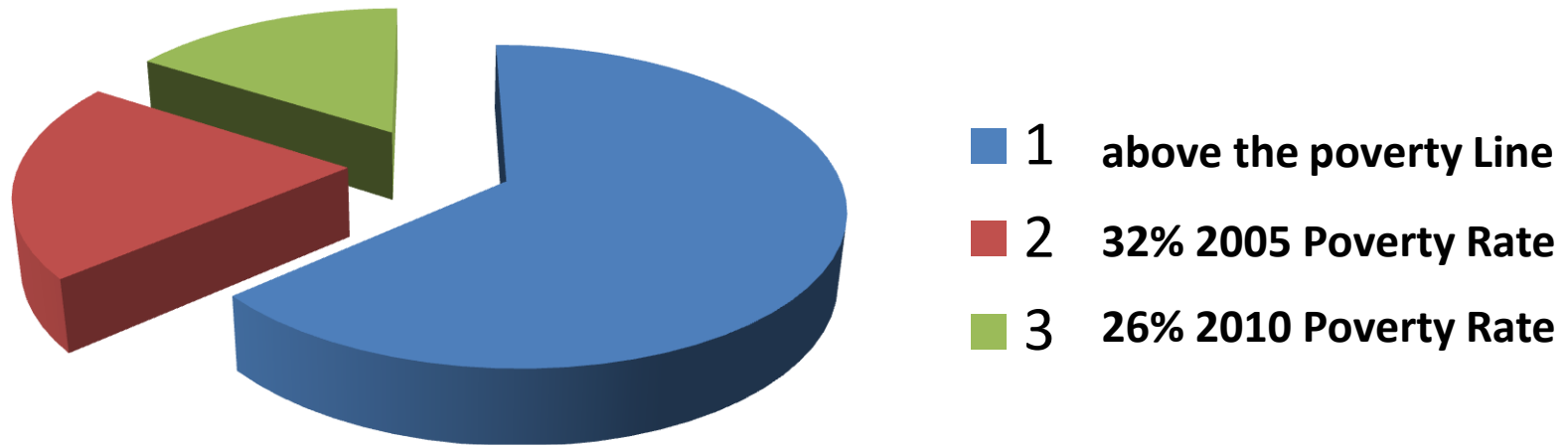
Goals and Targets	Indicators for monitoring progress
2. Achieve full and productive employment and decent work for all, including women and young people	<ul style="list-style-type: none">4. Growth rate of GDP per person employed5. Employment-to-population ratio6. Proportion of employed people living below \$1 (PPP) per day7. Proportion of own-account and contributing family workers in total employment

Eradicate extreme poverty and hunger

Goals and Targets	Indicators for monitoring progress
3. Reduce by half the proportion of people who suffer from hunger	7. Prevalence of underweight children under-five years of age 8. Proportion of population below minimum level of dietary energy consumption

Eradicate extreme poverty and hunger

Myanmar's National Strategy on Rural Development and Poverty Alleviation aims



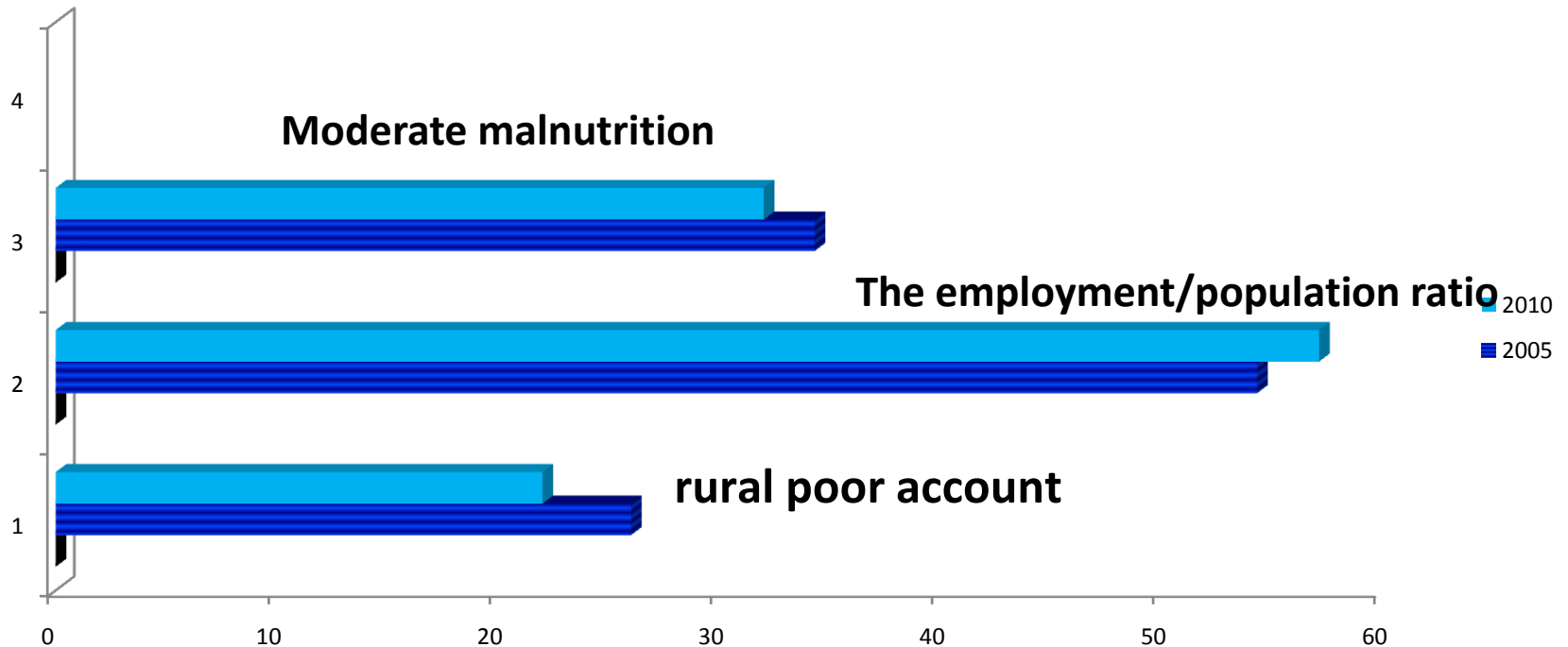
to reduce the poverty rate by half from 32% in 2005 to 16% by 2015. As of 2010, around 26% of the population was living below the national poverty line. **Source: Integrated Household Living Conditions Assessments (IHLCA)**

Myanmar poverty line : MMK 376'151 (Around US \$ 437 at an exchange rate of US \$ 1= MMK 860) per adult per year.

1

Eradicate extreme poverty and hunger

Evaluation progresses towards MDGs




The rural poor account for 84 per cent of the total poor.

The employment/population ratio increased from 54.3 per cent to 57.1 per cent between 2005 and 2010.

Moderate malnutrition in Myanmar fell marginally from 34.3 per cent to 32 per cent between 2005 and 2010.

The incidence of poverty declined faster in urban areas than in rural areas.

Consequently, rural poverty remains higher considerably higher than urban poverty.



Myanmar: Progress in MDGs

Goal 1: Eradicate extreme poverty and hunger		2010	Target	Progress
Target 1. Reduce by half the proportion of people living on less than a dollar a day	Proportion of population below \$1 (PPP) per day			
	Poverty gap ratio [incidence x depth of poverty]	26	16	On Track
	Share of poorest quintile in national consumption			

Eradicate extreme poverty and hunger

➤ Prospective policies needed beyond 2015

- Framework Plan of Action on Rural Development and Poverty Eradication
- Affordable credit, a creditable means to improve lives
- Healthy livestock for better livelihoods
- Financial assistance and Human Assistance program from International



Achieve universal primary education

Where We Are?

- Myanmar has achieved parity in primary, secondary and tertiary education.
- Close to 12 per cent of primary school-aged children do not still enroll in primary schools.



Achieve universal primary education

Where We Are?

indicators	National Level %	rural	urban
Net enrolment ratio in primary education	85	84	88
Literacy rate of 15-24 year olds.	92	91	96

Achieve universal primary education

Myanmar Education System

Compulsory education in Myanmar includes ages 5-9.

Education	School Level	Grade	Age	Years
Primary	Elementary	1-5	5-9	5
Secondary	Lower Secondary	6-9	10-14	4
	Upper secondary	10-11	15-16	2
Tertiary	Undergraduate		17-20	4
	Post-Graduate		21+	

Achieve universal primary education

Over 170 Universities

I. Main

States and Regions

II. Health

Medical

Dental

Public Health

Traditional

Veterinary Science

III. Technology

Engineering

Aerospace Engineering

Computer Science

IV. Defend Services Academy

Defence

Technology

Nursing and Paramedical

V. Religion

Theological Colleges

Buddhism

VI. Other Specialisations

Economics

Forest

Agriculture

Education College

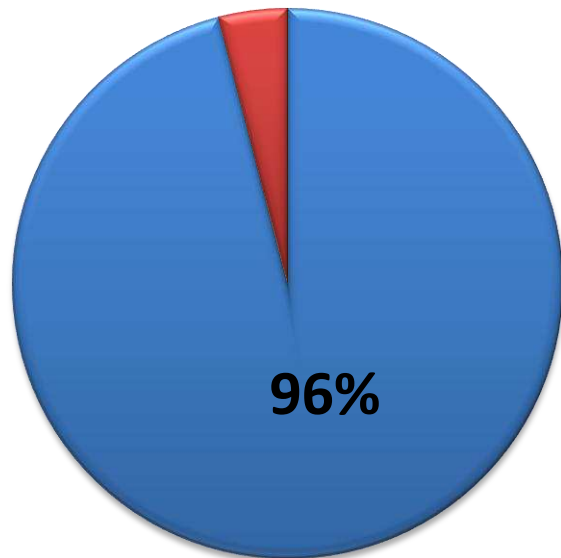
Foreign language



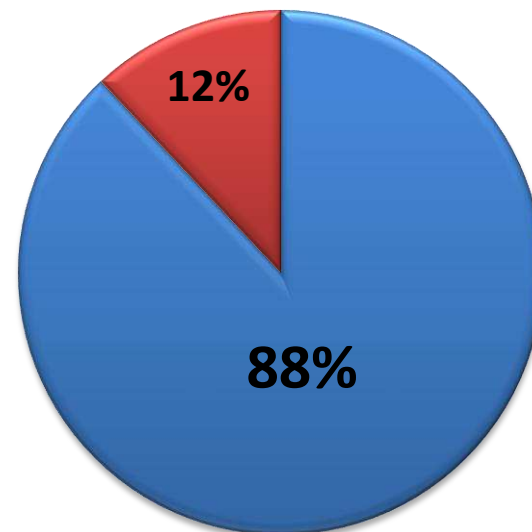
Achieve universal primary education

Where we are

The literacy rate: 15-24 year olds



The net enrolment rate in primary schools.



Only 75 per cent of pupils starting grade 1 reach the last grade of primary: grade 5.

Achieve universal primary education

➤ Targets for 2015

Goals and Targets	Indicators for monitoring progress
<ol style="list-style-type: none">1. children everywhere, boys and girls alike, will be able to complete a full course of primary schooling	<ol style="list-style-type: none">1. Net enrolment ratio in primary education2. Proportion of pupils starting grade 1 who reach last grade of primary3. Literacy rate of 15-24 year-olds, women and men

Achieve universal primary education

Key Issues in Education Sector

Management

- Highly central control
- complex management,
- under Different Ministries

Across the sectors

- Lack of coordination
 - among Universities
 - between Basic and Higher

limited resources and access

- teaching ,learning resources – library
- an adequate budget – increase to 4 % though

System

- Exams- based,
- Teacher Centership
- Outdated policy and resources

Achieve universal primary education

Evaluation progresses towards MDGs

progress in achieving universal primary education has been slow.

Progress in the retention and completion rates of primary education has been slow.

Wide gaps exist across states and regions in net enrolment and net completion rates.

Due to this status addressing slow progress, it is unlikely to achieve MDG Goal 2 by 2015.



Myanmar: Progress in MDGs

Goal 2: Achieve universal primary education		2010	Target	Progress
Target 2.A: Ensure that, by 2015, children everywhere, boys and girls alike, will be able to complete a full course of primary schooling	Net enrolment ratio in primary education	88	100	slow
	Proportion of pupils starting grade 1 who reach last grade of primary	75	100	slow
	Literacy rate of 15-24 year-olds, women and men	96	100	Early Achiever

Achieve universal primary education

Prospective policies needed beyond 2015

Addressing issues of over-aged children, out-of-school children and dropouts is needed before Myanmar can achieve universal primary education.

Vocational training and creation of employment opportunities

chronic youth unemployment are particularly important.

Achieve universal primary education

Prospective policies needed beyond 2015

Prospective policies

Work Plan for Primary Education

Child Centred Education

English Language and other capacity Building

Ethnic language policy work

Comprehensive Education Sector Review

Independent Education System

Teacher Training

Financial assistance and Human Assistance program from International

Promote gender equality and empower women

Where we are? (Present Situation)

Gender inequality

Sector	Inequality
National Parliament	The proportion of seats
Informal-Formal sector	Difference in wages
paid employment	in higher ranks
State ministries	The proportion and positions

Promote gender equality and empower women

Where we are? (Present Situation)

Eliminating gender inequality

Sector	equality
primary education	The ratio of girls to boys has increased from 98 per cent in 2000 to 104 per cent in 2010.
secondary education	The ratio of girls to boys has increased from 99 per cent in 2000 to 105 per cent in 2010.

Promote gender equality and empower women

Where we are? (Present Situation)

Eliminating gender inequality

Sector	equality
tertiary education	<p>The number of girls had far exceeded that of boys since 1990.</p> <p>The GPI in tertiary education was 151 % in 1990, 168 %in 2000 and 164 %in 2010.</p>

- i. Girls and boys have almost equal opportunities in attending primary and secondary education, with the boys at a slight advantage.
- ii. Girls have more Job access in Myanmar but not in wage.

Promote gender equality and empower women

Indicators

Ratios of girls to boys in primary, secondary and tertiary education

Share of women in wage employment in the non-agricultural sector

Proportion of seats held by women in national parliament

➤ Targets for 2015

Goals and Targets	Indicators for monitoring progress
<ul style="list-style-type: none">• Eliminate gender disparity in primary and secondary education preferably by 2005, and at all levels by 2015.	<ol style="list-style-type: none">1. Ratios of girls to boys in primary, secondary and tertiary education2. Share of women in wage employment in the non-agricultural sector3. Proportion of seats held by women in national parliament

Promote gender equality and empower women

Evaluation progresses towards MDGs

Myanmar has met the MDG target of eliminating gender disparity in primary, secondary and tertiary education.

The relative position of women vis-à-vis men is much better in Myanmar than in many developing countries.

Myanmar has a long way to go from achieving the target of 30 per cent that was envisaged in the Beijing Platform for Action as necessary to achieve a 'critical mass' of women's representation.

Promote gender equality and empower women

Evaluation progresses towards MDGs

Women's share in paid employment outside the agricultural sector has increased from 41.3 per cent in 2005 to 44.7 per cent in 2010.

The 2010 elections, women held 43 seats (3.7 per cent) in the National Parliament. This increased to 53 women MPs holding seats by end of 2012 (representing 4.6 per cent of elected seats)

**An indication of Seats held by women in national parliament
Is strong positive trend. However, is apparent.**



Myanmar: Progress in MDGs

Goal 3: Promote gender equality and empower women		2010	2015	
Target 3. Eliminate gender disparity in primary and secondary education preferably by 2005, and at all levels by 2015.	Ratios of girls to boys in primary, secondary and tertiary education	104 105 164	100	Early Achiever
	Share of women in wage employment in the non-agricultural sector	44.7	100	slow
	Proportion of seats held by women in national parliament	3.7	100	off track

Promote gender equality and empower women

Prospective policies needed beyond 2015

Work Plan for Gender Equality

Work Plan on the Elimination of Violence against Women

Women's access to microfinance services has improved their standard of living.

Financial assistance and Human Assistance program for Microfinance from International



Reduce child mortality

Where we are? (Present Situation)

- Child survival in Myanmar has improved over the past decade.
- The rates of infant and under-five mortality have been declining over the past decade.
- There is a slower reduction in neonatal mortality than in under-five mortality.

Source: UN Inter-agency estimates for 2011.

Reduce child mortality

indicators

Under-five mortality rate

Infant mortality rate

Proportion of 1 year-old children
immunised against measles

Reduce child mortality

➤ Targets for 2015

Goals and Targets	Indicators for monitoring progress
Reduce by two thirds the mortality rate among children under five	<ol style="list-style-type: none">1. Under-five mortality rate (U5MR)2. Infant mortality rate3. Proportion of 1 year-old children immunised against measles

Reduce child mortality

Evaluation progresses towards MDGs

- The overall target of measles immunization of 90 per cent is likely to be fulfilled.
- Service delivery is particularly weak in rural, remote and border areas and as a result women and children in such areas and those from poorer families have worse health and survival outcomes.

Reduce child mortality

Evaluation progresses towards MDGs (Cont..)

- reaching the MDG target of U5MR of 36 per 1,000 live births by 2015 remain challenging.
- 2011 place the under-five mortality rate (U5MR) at 62 per 1,000 live births and the infant mortality rate (IMR) at 48 per 1,000 live births.

Myanmar has successfully reduced child mortality rate to lower than half since 1990.

However, according to 2011 data, Myanmar continues to lag behind the MDG 4.



Myanmar: Progress in MDGs

Goal 4: Reduce child mortality		2010	Target	Progress
Target 4. Reduce by two thirds the mortality rate among children under five	Under-five mortality rate	62	36	slow
	Infant mortality rate	48	24	slow
	Proportion of 1 year-old children immunised against measles	90	100	on track

Reduce child mortality

Prospective policies needed beyond 2015

- ✓ measles immunization specific programmes will be needed.
- ✓ Promote Service delivery program in rural, remote and border areas



Improve maternal health

Where we are (Present Situation)

By the Government of Myanmar's Public Health Statistics Report 2011

between 2006-2009

the proportion of skilled attendance at birth

64 % to 67 %

Urban Vs rural areas
 ✓ 90 % higher than
 ✓ 63 % of Rural.

among adolescent girls aged 15-19 years.

The lowest proportion of skilled attendance at birth

59 per cent

Improve maternal health

Where we are (Present Situation)

using contraceptives	38 per cent of married women
a steady increase in contraceptive prevalence rates:	
1997	28 per cent
2007	38 per cent

According to the 2007 Fertility and Reproductive Health Survey (FRHS)

Improve maternal health

Where we are (Present Situation)

According to 2007 (FRHS)

among ever-married girls and women under 49 years, the birth rates are;

below 15 years : 1.9 per cent and
below 18 years: 10 per cent

The average (mean) age at first birth was 22.8 years

Improve maternal health

indicators

Most maternal deaths could be avoided

Giving birth is especially risky in Southern Asia and sub-Saharan Africa, where most women deliver without skilled care

The rural-urban gap in skilled care during childbirth has narrowed

Improve maternal health

➤ Targets for 2015

Goals and Targets	Indicators for monitoring progress
1) Reduce by three quarters the maternal mortality ratio	<ol style="list-style-type: none">1. Most maternal deaths could be avoided2. Giving birth is especially risky in Southern Asia and sub-Saharan Africa, where most women deliver without skilled care3. The rural-urban gap in skilled care during childbirth has narrowed

Improve maternal health

➤ Targets for 2015

Goals and Targets

2) Achieve universal access to reproductive health & inadequate funding for family planning is a major failure in fulfilling commitments to improving women's reproductive health

Indicators for monitoring progress

4. More women are receiving antenatal care
5. Inequalities in care during pregnancy are striking
6. Only one in three rural women in developing regions receive the recommended care during pregnancy

Improve maternal health

➤ Targets for 2015

Goals and Targets	Indicators for monitoring progress
<p>3) Achieve universal access to reproductive health & inadequate funding for family planning is a major failure in fulfilling commitments to improving women's reproductive health</p>	<p>7. Progress has stalled in reducing the number of teenage pregnancies, putting more young mothers at risk</p> <p>8. Poverty and lack of education perpetuate high adolescent birth rates</p> <p>9. Progress in expanding the use of contraceptives by women has slowed & use of contraception is lowest among the poorest women and those with no education</p>

Improve maternal health

- **Evaluation progresses towards MDGs**
 - ✓ Though the maternal mortality ratio has declined steadily and the proportion of births attended by skilled health personnel has increased gradually, the country might not reach the national MDG 5 MMR target of 130 per 100,000 live births by 2015.

Improve maternal health

➤ Evaluation progresses towards MDGs

- all maternal deaths occur
 - ✓ during delivery and the immediate post-partum period.
 - ✓ a number of household, community level factors and social factors highlight to the high levels of maternal mortality.
 - ✓ Further contributing to maternal mortality are weak infrastructure, poor reach of health services and limited access to information.

Improve maternal health

- **Evaluation progresses towards MDGs**
 - ✓ Contraceptive prevalence for modern methods has not increased significantly between 2001 ~ 2007.
 - ✓ There are also persistent differences among States and Regions and by rural - urban residence, age and wealth groups.
 - ✓ The contraceptive prevalence rate among married women also remains low.

Improve maternal health

Evaluation progresses towards MDGs

Myanmar has significantly reduced the number of births not attended by skilled health personnel since 1990. But, according to 2010 data, 1 out of every 5 births still unattended by skilled health personnel.

Improve maternal health

- **Evaluation progresses towards MDGs**
 - ✓ Myanmar's maternal mortality ratio (MMR) was estimated to be 200 per 100,000 live births in 2010.
 - ✓ Despite the decline in MMR between 1990 and 2010, achieving the national MDG 5 Myanmar target of 130 per 100,000 live births by 2015 remains a challenge.



Myanmar: Progress in MDGs

Goal 5: Improve maternal health				
Target 5. Reduce by three quarters the maternal mortality ratio	Most maternal deaths could be avoided	200	130	slow
	Giving birth is especially risky in Southern Asia and sub-Saharan Africa, where most women deliver without skilled care	20	0	on track
	The rural-urban gap in skilled care during childbirth has narrowed	63	120	off track

Improve maternal health

Prospective policies needed beyond 2015

- ✓ Contraceptive prevalence for modern methods
- ✓ Inclusive policy reform
- ✓ Socio-economic progress
- ✓ National Development Strategy
- ✓ Poverty Reduction and Rural Development
- ✓ Develop infrastructure including communications and transportation networks
- ✓ Financial assistance and Human Assistance program from International



Combat HIV/AIDS, malaria and other diseases

Where we are (Present Situation)

HIV/AIDS

Myanmar has done well to stabilize the HIV/AIDS epidemic.

the prevalence among the general population (15-49 years old) is below 1 percent.

The major challenge is to scale up HIV treatment, which now covers only about 1 in 3 of those in need.

Combat HIV/AIDS, malaria and other diseases

Where we are (Present Situation)

Malaria

Since 2007,

- Myanmar already has achieved the goal of a 50 percent reduction in malaria morbidity and mortality.

Combat HIV/AIDS, malaria and other diseases

Where we are (Present Situation)

An increase in the use of insecticide-treated nets (ITNs)

nearly 20 per cent of under-five children are now sleeping under ITN, compared to only 0.11 percent in 2000.

Combat HIV/AIDS, malaria and other diseases

Where we are (Present Situation)

TB

- Myanmar is one of the world's 22 high tuberculosis (TB) burden countries.
- WHO estimates that 180,000 new TB cases emerge in the country each year, including 20,000 cases co-infected by TB and HIV.

Since 1995,

- The TB incidence rate has declined.
- the target of halving TB mortality compared with 1990 levels was met in 2010.

Combat HIV/AIDS, malaria and other diseases

indicators

HIV prevalence among population aged 15-24 years

Condom use at last high-risk sex

Proportion of population aged 15-24 years with comprehensive correct knowledge of HIV/AIDS

Ratio of school attendance of orphans to school attendance of non-orphans aged 10-14 years

Proportion of population with advanced HIV infection with access to antiretroviral drugs

Combat HIV/AIDS, malaria and other diseases

Targets for 2015

Goals and Targets	Indicators for monitoring progress
1) Halt and begin to reverse the spread of HIV/AIDS	<ol style="list-style-type: none"><li data-bbox="710 419 1881 582">1. HIV prevalence among population aged 15-24 years<li data-bbox="710 611 1856 676">2. Condom use at last high-risk sex<li data-bbox="710 705 1881 962">3. Proportion of population aged 15-24 years with comprehensive correct knowledge of HIV/AIDS<li data-bbox="710 991 1881 1248">4. Ratio of school attendance of orphans to school attendance of non-orphans aged 10-14 years

Combat HIV/AIDS, malaria and other diseases

Targets for 2015

Goals and Targets	Indicators for monitoring progress
<p>2) Achieve, by 2010, universal access to treatment for HIV/AIDS for all those who need it.</p>	<p>5. Proportion of population with advanced HIV infection with access to antiretroviral drugs</p>

Combat HIV/AIDS, malaria and other diseases

Evaluation progresses towards MDGs

- Even HIV/AIDS epidemic and the prevalence among the general population (15-49 years old) is below 1 percent,
 - ✓ “hot spots” of high HIV transmission exist in several locations which intensify the need for continued focus on key populations at higher risk ;– sex workers, men who have sex with men and persons who inject drugs – to maintain the positive achievements.

Combat HIV/AIDS, malaria and other diseases

Evaluation progresses towards MDGs

- The TB-related MDGs are likely to be achieved by 2015 based on the results of national TB prevalence survey completed in 2010.
- in 2011 the estimated prevalence was 506 TB cases per 100,000 population.
- However, additional efforts are needed to reach the MDG target of 447 prevalent TB cases per 100,000 population in 2015

Combat HIV/AIDS, malaria and other diseases

Evaluation progresses towards MDGs

- Myanmar is far from ensuring universal access to treatment for HIV/AIDS for all those who need it.
- In 2011, the HIV Treatment: Antiretroviral Therapy (ART) was approximately 44 per cent and the 12-month retention rate following HIV Treatment was 87%.



Myanmar: Progress in MDGs

Goal 6: Combat HIV/AIDS, malaria and other diseases		2010	Target	
Target 6. Halt and begin to reverse the spread of HIV/AIDS	HIV prevalence among population aged 15-24 years	>1		early achiever
	Condom use at last high-risk sex			
	Proportion of population aged 15-24 years with comprehensive correct knowledge of HIV/AIDS			
	Ratio of school attendance of orphans to school attendance of non-orphans aged 10-14 years			



Myanmar: Progress in MDGs

Goal 6: Combat HIV/AIDS, malaria and other diseases		2011	Target	
Target 6. Achieve, by 2010, universal access to treatment for HIV/AIDS for all those who need it.	Proportion of population with advanced HIV infection with access to antiretroviral drugs	44	100	off track

Combat HIV/AIDS, malaria and other diseases

- **Prospective policies needed beyond 2015**

- scale up HIV treatment
- universal access to treatment for HIV/AIDS
- Financial assistance and Human Assistance program from International
- Education program, seminar, workshop for HIV/AIDS, malaria and other diseases



Ensure environmental sustainability

Where we are (Present Situation)

Myanmar : a land area of 676,577 km²
almost 47 per cent of the area is
covered with the forest.

Inland water body:
estimated to be 2.81 per cent.

The Myanmar forest policy (1995)

- focuses on the sustainable development of the country
- paves the way for sustainable use of the forest resources
- maintaining the natural ecosystem functions.

Ensure environmental sustainability

Where we are (Present Situation)

- Total emission of CO₂ was estimated to be 74400.7 Gg CO₂ e in Myanmar for the year 2000, where the major emissions came from deforestation, shifting cultivation and land clearing for forest plantations.
- Together they constitute about 6.67 % of the total land area of Myanmar.

Ensure environmental sustainability

Where we are (Present Situation)

- There are a total of 281 threatened animal species and 50 threatened plant species in Myanmar. (source: The International Union for Conservation of Nature and Natural Resources - IUCN Red List 2011)

Ensure environmental sustainability

indicators

Proportion of land area covered by forest

Proportion of population using an improved drinking water source

Proportion of population using an improved sanitation facility

Ensure environmental sustainability

Targets for 2015

Goals and Targets	Indicators for monitoring progress
<p>1. Integrate the principles of sustainable development into country policies and programmes; reverse loss of environmental resources</p>	

Ensure environmental sustainability

Targets for 2015

Goals and Targets	Indicators for monitoring progress
2. Reduce biodiversity loss, achieving, by 2010, a significant reduction in the rate of loss	<ol style="list-style-type: none"><li data-bbox="710 358 1740 558">1. Proportion of land area covered by forest and proportion of species threatened with extinction<li data-bbox="710 586 1870 715">2. CO₂ emissions, total, per capita and per \$1 GDP (PPP)<li data-bbox="710 743 1682 858">3. Consumption of ozone-depleting substances<li data-bbox="710 886 1765 1015">4. Proportion of fish stocks within safe biological limits<li data-bbox="710 1043 1750 1158">5. Proportion of total water resources used<li data-bbox="710 1186 1765 1315">6. Proportion of terrestrial and marine areas protected

Ensure environmental sustainability

Targets for 2015

Goals and Targets	Indicators for monitoring progress
3. Reduce by half the proportion of people without sustainable access to safe drinking water and basic sanitation	7. Proportion of population using an improved drinking water source 8. Proportion of population using an improved sanitation facility

Ensure environmental sustainability

Targets for 2015

Goals and Targets

4. Achieve significant improvement in lives of at least 100 million slum dwellers, by 2020 Proportion of urban population living in slums

Indicators for monitoring progress

Ensure environmental sustainability

- **Evaluation progresses towards MDGs**
 - ✓ Access to safe drinking water increased moderately in the country,
 - ✓ where the increase was less among the poor when compared to the non-poor.
 - ✓ The natural environment is being degraded due to both human activities and natural phenomena such as forest fires, landslides, floods and storm surges.

Ensure environmental sustainability

- **Evaluation progresses towards MDGs**
 - ✓ Findings from the Integrated Household Living Conditions Assessment - IHLCA (2009-2010) reveal that 69 per cent of the total population of the country used improved water in 2010.
 - ✓ A total of 79 per cent of the total population of the country used improved sanitation facilities in 2010.
 - ✓ Around 65 per cent of urban households in Myanmar lack access to improved water; improved sanitation; sufficient living area; or durability of housing.

Ensure environmental sustainability

Evaluation progresses towards MDGs

- Myanmar is working towards for the MDG 7 Goal:
 - ✓ ensuring environmental sustainability,
 - ✓ by integrating sustainability practices into the country's policies.
- Although the government has enacted the new Environmental Law and related regulations to use natural resources in a sustainable manner,
 - ✓ there are many environmental problems caused by development projects of various sectors.

Ensure environmental sustainability

Evaluation progresses towards MDGs

The loss of forest cover slowed down. Recent data suggest that reforestation efforts have halted further declines.

The target of 69.5 percent for improved sanitation for 2015 has been achieved in 2010.

However, 3 out of every 10 persons in 2010 still do not have access to improved sanitation facility.

more than one-third (37%) of the population still do not have access to improved drinking water source.



Myanmar: Progress in MDGs

Goal 7: Ensure environmental sustainability		2010	Target	
Target 7.A: Integrate the principles of sustainable development into country policies and programmes and reverse the loss of environmental resources	Proportion of land area covered by forest	47		off track
Target 7.C: Reduce by half the proportion of people without sustainable access to safe drinking water and basic sanitation	Proportion of population using an improved drinking water source	69		slow
	Proportion of population using an improved sanitation facility	79	69.5	early achiever

Ensure environmental sustainability

- **Prospective policies needed beyond 2015**
 - ✓ Making easy access to safe water
 - ✓ Helping protect environment with compost fertilizer
 - ✓ Reforestation Policy
 - ✓ Work plan for access to improve sanitation
 - ✓ specific institution assigned for the overall management of toxic chemicals and hazardous wastes.
 - ✓ No specific chemical law and regulation
 - ✓ Financial assistance and Human Assistance program from International

Develop a global partnership for development

Where we are. (Present Situation)

International Relations

- Rapprochement with the West
- High-profile visits of senior Government and National and UN officials
- Re-engagement with the international community
- Resumption of ODA
- Gradual lifting of Sanctions
- ASEAN Chairmanship in 2014
- AFTA/AEC in 2015
- Engagement with UN
- UN Country Team Strategic Framework (2012-15)

Develop a global partnership for development

Where we are. (Present Situation)

- re-integration into the world community.
- domestic transformation.
- human development ranked 149 out of 187 on the rank. (2012)
- Myanmar's life expectancy at birth increased by 10.6 years, mean years of schooling increased by 2.2 years and expected years of schooling increased by 3.2 years. (1980 ~ 2012)
- Myanmar's GNI per capita increased by about 405 percent between 1980 and 2012.

8

Develop a global partnership for development

indicators

Telephone lines per 100 population

Cellular subscribers per 100 population

Internet users per 100 population

8

Develop a global partnership for development

Targets for 2015

Goals and Targets	Indicators for monitoring progress
<p>1. Develop further an open, rule-based, predictable, non-discriminatory trading and financial system</p>	<ol style="list-style-type: none">1. Developing countries gain greater access to the markets of developed countries2. Least developed countries benefit most from tariff reductions, especially on their agricultural products

8

Develop a global partnership for development

Targets for 2015

Goals and Targets	Indicators for monitoring progress
<p>2. Address the special needs of least developed countries</p>	<p>3. Net Official development assistance (ODA), total and to the least developed countries, as percentage of OECD/DAC donors' gross national income</p> <p>4. Proportion of total bilateral, sector-allocable ODA of OECD/DAC donors to basic social services (basic education, primary health care, nutrition, safe water and sanitation)</p>

8

Develop a global partnership for development

Targets for 2015

Goals and Targets	Indicators for monitoring progress
2. Address the special needs of least developed countries	<ul style="list-style-type: none">5. Proportion of bilateral official development assistance of OECD/DAC donors that is untied6. Market access7. Debt sustainability

8 Develop a global partnership for development

Targets for 2015

Goals and Targets	Indicators for monitoring progress
3. Address the special needs of landlocked developing countries and small island developing States	8. Official development assistance (ODA) received in landlocked developing countries as a proportion of their gross national income 9. ODA received in small island developing States as a proportion of their gross national incomes 10. Proportion of bilateral official development assistance of OECD/DAC donors that is untied 11. Market access 12. Debt sustainability

8 Develop a global partnership for development

Targets for 2015

Goals and Targets	Indicators for monitoring progress
4. Deal comprehensively with the debt problems of developing countries	<p>13. Total number of countries that have reached their HIPC decision points and number that have reached their HIPC completion points (cumulative)</p> <p>14. Debt relief committed under HIPC and MDRI Initiatives</p> <p>15. Debt service as a percentage of exports of goods and services</p>

8**Develop a global partnership for development****Targets for 2015****Goals and Targets**

5. In cooperation with pharmaceutical companies, provide access to affordable essential drugs in developing countries

Indicators for monitoring progress

16. Proportion of population with access to affordable essential drugs on a sustainable basis

8**Develop a global partnership for development****Targets for 2015**

Goals and Targets	Indicators for monitoring progress
6. In cooperation with the private sector, make available the benefits of new technologies, especially information and communications	17. Telephone lines per 100 population 18. Cellular subscribers per 100 population 19. Internet users per 100 population

Develop a global partnership for development

Evaluation progresses towards MDGs

- Myanmar is undergoing a rapid transformation
- But still in low human development category.
- Myanmar opened its doors for Foreign Direct Investment in 1988 following the enactment of Foreign Investment Law on 30 November, 1988.

Develop a global partnership for development

Evaluation progresses towards MDGs

- Recent economic growth in Myanmar has been relatively low for its level of income.(source: Organisation for Economic Co-operation and Development (OECD))
- The OECD's medium-term growth forecasts indicate that without structural change the economy can grow at an average of 6.3% over 2013-17, somewhat below the government's 7.7% target for 2013-2015.



Myanmar: Progress in MDGs

Goal 8: Develop a global partnership for development		2013		
Target 8.F In cooperation with the private sector, make available the benefits of new technologies, especially information and communications	Telephone lines per 100 population	29		On track
	Cellular subscribers per 100 population	83		early achiever
	Internet users per 100 population	83		early achiever

Develop a global partnership for development

Prospective policies needed beyond 2015

- Policy advocacy work
 - ✓ Parliament
 - ✓ Civil Society actors
 - ✓ Donors efforts
 - ✓ Research
- Networking and Clusters
- Media
- Good Governance and Clean Government
- Financial assistance and Human Assistance program from International
- ODA Loan, Soft Loan, Grant
- FDIs



- The 8 goals and 21 targets of the MDGs and the Community goals of Myanmar
- Some significant challenges still need to be overcome to fully achieve the MDGs and narrow the development gap



Recommendation

Development Priorities

- Education and Health
- Legal structures
- Infrastructure, and
- Policy formation and implementation
- Millennium Development Goals (MDGs)



Challenges

- Socio-economic and humanitarian challenges
- Weak capacity for implementing reforms
- Beginning not the end
- Much still depends on individuals not policy
- Sanctions
- Official Development Assistance (ODA)
- Lowest recipient of ODA among all LDC's, with 7.2 US\$ per capita in 2010
- FDIs
- Kick-Starting/Jump Start Growth – SEZs, Deep Sea Ports
- Equality of opportunities not outcomes
- “Pulled Along” by China, India + ASEAN
- Poor Infrastructure
- Corruption
- Weak rule of law and property rights
- No independent judiciary and lack of legal transparency
- Arbitrary tax policies



EXISTING CHALLENGES

- International sanctions not fully removed yet
- Opaque and arbitrary policymaking, including frequent, unannounced and unwritten policy changes
- Tiny financial sector and shallow domestic capital market
- Continued unpredictability in electricity supply, especially areas outside Yangon and other major cities
- Privatization
- Weak educational system and unskilled work force
- Evolving system of exchange rates and foreign exchange controls
- Investments approved on a case-by-case basis



Recommendation

New Myanmar

- One of Asia's final economic frontiers
- Comparative advantages
- Geographical location
- 60-million untapped market
- Numerous natural resources

THANK YOU



References

- Government of Myanmar Public Health Statistics; Draft Myanmar MDGs Report
- Integrated Households Living Conditions Assessments; Draft Myanmar MDGs report
- IHLCA Project Technical Unit, “Integrated Household Living Conditions Survey in Myanmar (2009-2010) Poverty Profile,” UNDP Myanmar, June, 2011
- First ASEAN Statistical Report on MDGs Indicators: ASEAN Secretariat Paper International Conference on MDGs Indicators
- Status of GHS Implementation and Hazard Communication in Myanmar
- Myanmar Education Sector Profile : USAID
- Current scene in the Education Sector By Aung Kyaw Thein
- Assessing Myanmar’s Reforms by PROF.DR.Aung Tun Thet