



Munich Personal RePEc Archive

# **Nice to You, Nicer to Me: Does Self-Serving Generosity Diminish the Reciprocal Response?**

Woods, Daniel and Servátka, Maroš

Purdue University, MGSM Experimental Economics Laboratory,  
Macquarie Graduate School of Management

14 October 2016

Online at <https://mpra.ub.uni-muenchen.de/81773/>  
MPRA Paper No. 81773, posted 05 Oct 2017 17:21 UTC

# Nice to You, Nicer to Me: Does Self-Serving Generosity Diminish the Reciprocal Response?

Daniel Woods and Maroš Servátka<sup>1</sup>

October 13, 2016

**Abstract:** We propose a conjecture that self-serving but generous actions diminish the positively reciprocal response, compared to selfless generous actions. We embed our conjecture in Cox, Friedman & Sadiraj's (2008) model of Revealed Altruism. According to Revealed Altruism reciprocal responses are influenced by a 'more generous than' (MGT) ordering. The MGT ordering is defined by two conditions. Condition A states that an action that increases one's opportunity set is MGT an action that decreases, does not change, or increases the opportunity set by less. Condition B states that the action cannot increase the 'giver's' opportunity set by more than the 'recipient's' opportunity set. We focus on Condition B, and classify actions that satisfy Condition B as selfless generous actions, and actions that violate Condition B as self-serving generous actions. We hypothesize that selfless generous actions are MGT self-serving generous actions, and that self-serving generous actions will result in a diminished reciprocal response. We test this conjecture using two novel experimental designs and find evidence that subjects perceive self-serving generous actions as being less generous than selfless generous actions, but no empirical support for our conjecture on the diminished reciprocal response, suggesting a refinement for the MGT ordering that does not include Condition B.

**Keywords:** Reciprocity, generosity, self-serving, experiment, Revealed Altruism, lost wallet game, investment game

**JEL Codes:** C70, C91

**Acknowledgements:** We would like to thank the College of Business and Economics, University of Canterbury for funding the experiments. We would also like to thank Tim Cason, Jeremy Clark, Vjollca Sadiraj, Daniel Schunk, and Radovan Vadovič for helpful comments, as well as participants of the 2014 Bratislava Economic Meeting, the 2014 Asia-Pacific Meeting of the Economic Science Association and the 2013 New Zealand Association of Economists Annual Conference.

---

<sup>1</sup> Daniel Woods: Purdue University, IN, United States, [woods104@purdue.edu](mailto:woods104@purdue.edu). Maroš Servátka: Macquarie Graduate School of Management, 99 Talavera Road, North Ryde, 2113 NSW, Australia, [maros.servatka@mgsm.edu.au](mailto:maros.servatka@mgsm.edu.au). Tel. +61-2-9850 7813 (corresponding author).

*“If you’re helping someone and expecting something in return, you’re doing business not kindness.”*

Unknown.

## **1. Introduction**

Do you care whether a person is genuinely generous to you or whether he just pretends to be so he could reap future benefits? Does your response to his generous action depend on whether his behavior is potentially self-serving? Consider the following example. You are at a restaurant in a country with a tipping culture and the waiter is providing an extraordinary service. You realize that his kindness might be disingenuous and that he might be pretending to be nice in order to extract a higher tip. How do you tip him? Do you care about the possible motivations behind his action, which while being beneficial to you, was potentially more beneficial to him? Do you then elect to not reward him with a higher tip or do you tip well, in excess of what you normally tip, because you had a pleasant dining experience thanks to his service?

In this paper we ask whether a self-serving generous action leads to a weaker positively reciprocal response than a selfless generous action. As reciprocity is particularly sensitive to perceived intentions (e.g., Charness, 2004; Gneezy, Güth & Verboven 2000; Kritikos & Bolle, 2004) distinguishing between selfless and self-serving acts is important for understanding of the origins of reciprocal behavior. In our explorations we connect to the Revealed Altruism theory (Cox, Friedman & Sadiraj, 2008, henceforth CFS), which defines self-serving generosity as a giver’s (henceforth, First Mover or FM) action that directly benefits the recipient (henceforth, Second Mover or SM) by increasing her maximum payoff, while also benefiting the FM by increasing his own maximum payoff by *more* than that of the SM. Similarly, if the action results in a smaller increase (or a decrease) in the FM’s maximum payoff, we classify this as selfless generosity. Based on the logic presented in Revealed Altruism, we postulate that a self-serving generous action will result in a diminished reciprocal response compared to a selfless generous action. We test our conjecture in two experiments that allow us to vary whether a generous action is self-serving or not. We find evidence that subjects perceive self-serving generous actions as being less generous than selfless generous actions, but no support for our conjecture on the diminished reciprocal response. Our results suggest a parsimonious refinement of Revealed Altruism theory.

Previous research provides vast evidence that many economic transactions are governed by reciprocity (see Fehr & Gächter, 2000; Camerer, 2003; Sobel, 2005; Fehr & Schmidt, 2006; Chaudhuri, 2008 for surveys). The motivations behind actions have been identified as an important driving factor of both positively (Cox, 2004; Cox, Sadiraj & Sadiraj, 2008; Falk, Fehr & Fischbacher, 2008) and negatively reciprocal behavior (Blount, 1995; Offerman, 2002). The experimental designs studying the role of intentions allow for their presence in one condition and remove them in the control

condition by either implementing the choice of the decision-maker exogenously by the experimenter (e.g., Cox, 2004), using a randomizing device (e.g., Cox & Deck, 2005), or by forcing a particular choice through limiting the choice set to one alternative (e.g., McCabe, Rigdon & Smith, 2003).

Bruni, Corazzini & Stanca (2009) go one step further and vary the nature of intentions. Subjects in their experiment play a two-stage game in which the FM chooses how much of his 20-token endowment to send to the SM. The amount sent is multiplied by 3, the amount kept is not transformed. In the second stage, the SM makes an identical decision using his own endowment. Bruni et al. vary whether or not the FM knows that there is a second stage. When he does not know, the motivation for his generosity is purely intrinsic. However, when the FM knows that the SM can reciprocate his generous action, the FM's motivation can be intrinsic and/or extrinsic. Bruni et al. find that the SMs respond to possible motivation behind FM's generosity and reward them more when extrinsic motives can be ruled out. Notice, however, that while the FM could be strategic, he is not self-serving as defined above, since his action increases the opportunity set of the SM, but decreases his own, irrespectively of the condition. Nonetheless, given that people respond to the nature of intentions, it is possible that self-serving intentions behind a generous action could influence how others respond to that action in a reciprocal fashion.

Anecdotal and scientific evidence thus demonstrates that the intensity of reciprocal reactions often depends on the perceived intent. Intent, however, is hard to read out from actions. Cox, Servátka & Vadovič (2016) conduct an experiment testing whether acts of commission reveal intent to a greater degree and therefore lead to a stronger reciprocal response than acts of omission. They indeed find that acts of commission, which actively impose kindness or harm, generate stronger reciprocity than acts of omission, which represent failures to act kindly or to prevent harm. In their experiment a generous act increases the opportunity set of the SM, but is selfless; hence their data do not (and are not intended to) permit a conclusion as to whether the SM respond to the FM's action being self-serving or not.

What do the existing models tell us about the importance of self-serving intentions for reciprocal behavior? Distributional preference theories (e.g. Fehr & Schmidt, 1999; Bolton & Ockenfels, 2000) describe preferences over the final distributions of payoffs, with no considerations for how surplus is generated. Motivations behind actions, such as self-serving generosity, are not considered when decision-makers make their consequential choices; therefore such models do not shed any light on our research question.

Belief-dependent models of reciprocity by Rabin (1993), Dufwenberg & Kirchsteiger (2004), or Falk & Fischbacher (2006) incorporate intentions through the SM's beliefs about the kindness of the FM. For illustration, consider Falk & Fischbacher's (2006) model that defines a kindness term, which is then used to determine the extent of reciprocal response. The kindness term consists of an intention factor and an outcome

factor. The intention factor represents how intentional a FM is being in making a decision, as it is based on the presence of other decisions and how feasible they are. The outcome factor is the difference between the expected payoffs of the FM and SM. This outcome factor is calculated given the SM's beliefs about the other's actions (a first-order belief), and their beliefs about the FM's beliefs about the SM's own actions (a second-order belief). If the kindness factor is positive, the action is considered kind, and if the kindness factor is negative, the action is considered unkind. SMs will want to reward kind actions and punish unkind actions, depending on how reciprocal they are. All actions that meet our definition of self-serving generosity would be considered unkind, as the outcome term is negative. This is at odds with the fact that the action is still generous and hence also with our conjecture that people will still reward generous but self-serving actions, just less so. Falk & Fischbacher's model thus predicts that SMs will respond positively to selfless generous actions and negatively to self-serving generous actions, meaning we should observe a difference in the reciprocal response of the two types of generous actions. Nonetheless, whether an action is considered self-serving or not depends entirely on the SM's beliefs. While in principle it is possible to influence beliefs in experiments (e.g. through framing), in the given scenario they remain outside of our control. This makes testing our conjecture troublesome in a belief-dependent framework.

Charness & Rabin (2002) incorporate intentions by having the SM lose other-regarding considerations towards the FM if the FM 'misbehaves' by acting inconsistently with some 'social consensus'. However, Charness & Rabin assume SMs have quasi-maximin preferences, according to which people care about social welfare, so it is not clear how the SM would react to a self-serving generous action that always improves social welfare compared to a selfless generous action that would increase social welfare by less, or in some instances decrease social welfare. SMs may then lose other-regarding preferences for those that undertook a selfless generous action, which is the opposite of our conjecture. Furthermore, different assumptions about social consensus would have different implications for the SM's response, therefore an *a priori* criterion for specifying the social consensus with respect to self-serving generosity would be necessary to make a testable prediction.

An appropriate theory of reciprocity to embed our explorations in would either have, or allow for introducing, considerations for self-serving motivations, and provide us with clear and testable hypotheses on observables. Such a theory, not dependent on beliefs, is that of Revealed Altruism (Cox, Friedman & Sadiraj, 2008). In this theory CFS posit that an action that is more generous than another is met with a more (conditionally) altruistic response. CFS define an action from a FM being 'more generous than' (MGT) another to the SM if it meets two conditions. The first condition is that between any two actions, the one that offers the higher SM maximum potential income induces higher generosity. A second requirement is that the increase of the FM's maximum potential income does not exceed the increase in the SM's maximum potential income. In other words, the action cannot be self-serving. As the

feasible maximum potential incomes of an opportunity set are properly defined, generosity in this theory is determined in an observable and unambiguous way, unlike in psychological games that work with individual's beliefs. We therefore use Revealed Altruism as our framework. In addition, this theory includes considerations for people being self-serving (through the second condition), making Revealed Altruism a suitable starting point for exploring our research question.

However, Revealed Altruism makes no predictions about the reciprocal response to self-serving but generous actions. Rather, it states that actions cannot be self-serving, meaning self-serving generosity is outside the scope of the theory. In the current paper, we expand the Revealed Altruism theory by positing that self-serving actions will elicit a diminished reciprocal response than self-serving actions, and provide experimental evidence to test our conjecture. Support for our conjecture would confirm the second condition as an important part of MGT ordering, whereas lack of support could suggest that the MGT ordering is adequately described by the first condition alone, providing a refinement of Revealed Altruism.

CFS provide some support for their second condition, using data from Andreoni, Harbaugh & Vesterlund's (2003) Carrot & Stick game. In the Carrot & Stick game, the FM can split \$2.40 between himself and the SM, with a minimum of 40 cents being sent to the SM. The game has three variants, the Carrot Game, in which the SM can spend 1 cent to reward the FM by 5 cents, the Stick Game, in which the SM can spend 1 cent to punish the FM by 5 cents, and the Carrot & Stick Game, in which the SM can either reward or punish the FM at the rates previously described. If we compare the Stick variant to the Carrot & Stick variant, the same FM split decision differ in their MGT ordering according to the second condition. This is because SMs cannot reward FMs in the Stick variant, making generosity selfless, compared to the potentially self-serving generosity in the Carrot & Stick variant. While CFS do report statistical evidence in support of our conjecture, this is not sufficient to answer our research question. Firstly, the evidence is a by-product of an experimental design that was not created with the intention of testing our conjecture. Evidence from a direct test will be more appropriate. Secondly, SM's action sets change between only being able to punish (or do nothing), to being able to punish and reward (or do nothing). Such a change could influence behavior for reasons other than self-serving generosity. For example, SMs may have a desire to do 'something' in an experiment and have some influence on final payouts. Therefore, SMs may want to punish in the Stick variant but want to reward in the Carrot & Stick variant. This concept is related to the 'active participation hypothesis' (Lei, Noussair & Plott, 2001), and also observations in changes in individual behavior between Dictator games where FMs could 'give' money to the SM, or 'take' money from the SM (e.g. Bardsley, 2008; Cappelen et al., 2013; Cox et al., 2016).

## 2. Theoretical Framework

### 2.1. Revealed Altruism Theory

The following section provides a comprehensive overview of Revealed Altruism and embeds our conjecture in its framework. CFS develop a model of reciprocity in the spirit of neoclassical economic theory. Suppose there are two players, ‘me’, and ‘you’.<sup>2</sup> Let ‘my’ income be denoted  $m$  and ‘your’ income be denoted  $y$ . ‘My’ preferences over  $m$  and  $y$  are smooth, convex and strictly increasing in  $m$ . Well-behaved preference can be represented by a general utility function denoted  $u(m,y)$ , which has a positive partial derivative with respect to  $m$ , or  $\frac{\partial u(m,y)}{\partial m} > 0$ , meaning ‘my’ utility is increasing in  $m$ . The partial derivative with respect to  $y$ ,  $\frac{\partial u(m,y)}{\partial y}$ , could be zero everywhere if ‘I’ am selfish, or could be positive or negative depending on ‘my’ benevolence or malevolence, respectively. The marginal rate of substitution of  $m$  for  $y$ , is represented in Equation 1.

$$MRS_{my} = \frac{\frac{\partial u(m,y)}{\partial m}}{\frac{\partial u(m,y)}{\partial y}}, \quad (1)$$

Equation 1 is undefined for selfish preferences (as  $\frac{\partial u(m,y)}{\partial y} = 0$ ), and swings from  $+\infty$  to  $-\infty$  as preferences pass from slight benevolence to slight malevolence, so it is convenient to instead use willingness to pay, as presented in Equation 2.

$$WTP = \frac{1}{MRS} = \frac{\frac{\partial u(m,y)}{\partial y}}{\frac{\partial u(m,y)}{\partial m}} = w. \quad (2)$$

The willingness to pay,  $w$ , represents the amount of  $m$  ‘I’ am willing to give up in order to increase  $y$  by one unit. Note that  $w$  is intrinsic, i.e., it is invariant to monotonic transformations of  $u(\cdot)$ . A more altruistic than (MAT) preference ordering is defined as follows. Let  $A$  and  $B$  be two preference orderings over  $m$  and  $y$ .  $A$  is MAT  $B$  if, for a given domain  $D$ ,  $w_A(m,y) \geq w_B(m,y), \forall (m,y) \in D$ , or in other words, ‘my’ willingness to pay in  $A$  either exceeds or is equal to ‘my’ willingness to pay in  $B$ , at any allocation  $(m,y)$  from  $D$ .

‘Your’ action creates an opportunity set,  $F$ . Let  $y_F^*$  be ‘your’ maximum feasible income in  $F$ , and similarly let  $m_F^*$  be ‘my’ maximum feasible income in  $F$ . An action that creates an opportunity set  $G$  is considered MGT an action that creates an opportunity set  $F$  if it meets the following two conditions presented in Equations 3 and 4:

$$\text{Condition A. } m_G^* - m_F^* \geq 0 \quad (3)$$

$$\text{Condition B. } m_G^* - m_F^* \geq y_G^* - y_F^* \quad (4)$$

---

<sup>2</sup> The theory is general ( $N$  players), however, the two player case is presented for ease of explanation. We present the theory in its original version, where ‘me’ represents the SM and ‘you’ the FM.

In other words, Condition A states that  $G$  is MGT  $F$ , if  $G$  provides ‘me’ with at least as much if not more potential income than  $F$ . Condition B states the set  $G$  cannot increase ‘your’ potential income by more than ‘mine’, compared to  $F$ .

The Revealed Altruism model includes two axioms, Axiom R and Axiom S. Axiom R refers to reciprocity, the concept of rewarding (or punishing) good (bad) actions. More formally, Axiom R states:

*“Let the first mover choose the actual opportunity set for the second mover from the collection  $C$ . If  $F, G \in C$  and  $G$  is MGT  $F$ , then  $A_G$  is MAT  $A_F$ .”<sup>3</sup>*

(Cox, Friedman, and Sadiraj, 2008, p. 40).

Therefore, if the opportunity set following your action is MGT of an alternative feasible opportunity set, then it will be met with a MAT response. In other words, if ‘your’ action increases ‘my’ potential earnings without increasing ‘yours’ by more, then my choice will be more generous.

Axiom S, which however is not relevant for our research question, states that acts of commission elicit stronger reciprocal response than acts of omission.

## **2.2. Conjecture and Extension of Revealed Altruism**

It is with the preceding framework in mind that we present our conjectures on self-serving generosity. Condition B (Equation 4) is related to the proposed concept of self-serving generosity. It effectively states that two opportunity sets cannot be MGT ordered if a generous action is self-serving. Condition B could be interpreted as a domain in which, when it is satisfied, predictions from the Revealed Altruism theory are defined. Outside of this domain the CFS version of the theory does not offer predictions. We next posit how Condition B affects the MGT ordering.

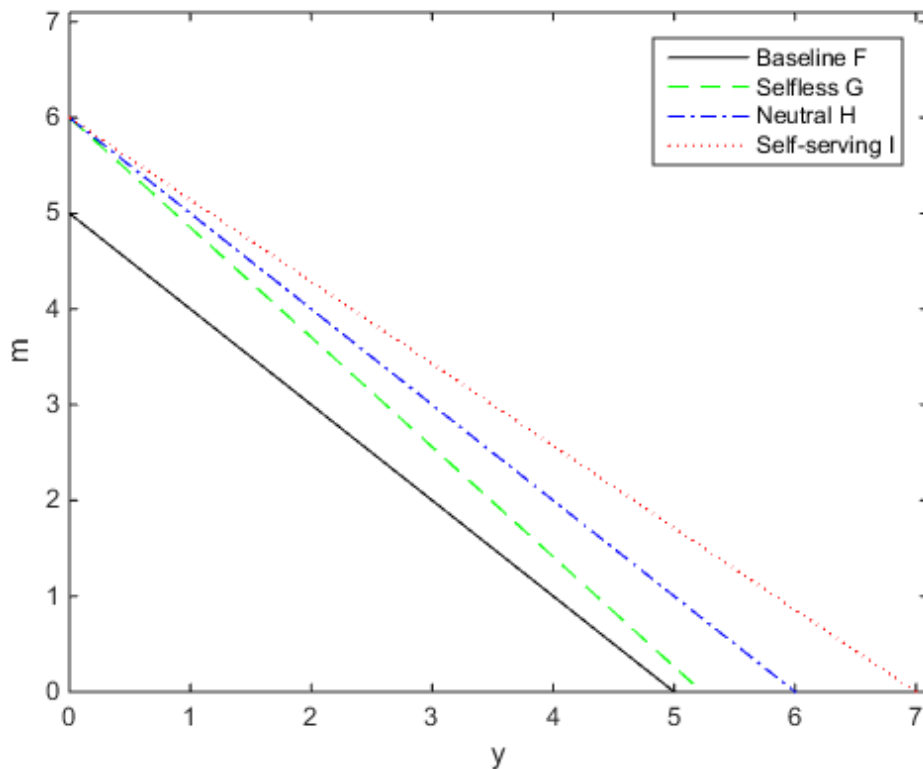
If the inequality of Condition B is not satisfied, this could affect the MGT ordering. We define an action that satisfies Condition B as a *selfless* action. A selfless action potentially benefits the recipient by more (or at least as much) as the proposer, and it is unambiguous that the action is generous. We define an action that violates Condition B as *self-serving*. In the case of a self-serving action, the FM potentially stands to gain more than the SM, so the FM’s kind intentions of any generous but self-serving action are not clearly revealed. We propose that if both actions are equal in MGT ordering according to Condition A (i.e. they both make the recipient equally better off), a selfless action is considered MGT a self-serving action. If a MGT action elicits a MAT response, we therefore posit that a selfless action will elicit a MAT response than a self-serving action.

---

<sup>3</sup>  $A_X$  is the preference ordering after observing the action that creates opportunity set  $X$ , where  $X \in C$ .



Figure 1 presents our conjecture graphically in terms of opportunity sets over my income ( $m$ ), and your income ( $y$ ). Consider the status quo opportunity set  $F$ , where  $y_F^* = m_G^* = 5$ , and three alternative opportunity sets  $G$ ,  $H$ , and  $I$ , where  $m^* = 6$ , but  $y^*$  varies. Opportunity sets  $G$  and  $H$  satisfy both Condition A and Condition B and are thus MGT  $F$ . Opportunity set  $I$  satisfies by Condition A but not Condition B. Note, we cannot specify an MGT ordering of  $G$ ,  $H$ , and  $I$  by Condition A alone, instead we refer to Condition B. We propose that  $G$  is MGT  $F$ ,  $H$ , and  $I$ ;  $H$  is MGT  $F$  and  $I$ ; and  $I$  is MGT  $F$ .



**Figure 1 – Illustration of selfless and self-serving generosity.**

### 3. Experiment 1

In general it is quite difficult to acquire data on reciprocal behavior from everyday situations, due to the private nature of many interactions. Even if such interactions were observable, it would be difficult to infer intent, as there are numerous other considerations at play. For example, interaction between two parties is often subject to repetition and motivations may therefore include reputation-building. Even in one-shot interactions, there are motivations such as social norms or social pressure that could confound any attempt to investigate the impact of self-serving actions on reciprocity. A solution is to conduct a one-shot interaction in controlled laboratory conditions. The non-repeated nature of the interaction strips away some motivations not related to the research question, and a sufficiently calibrated design removes any remaining confounds, leaving only the motivations in question to be studied.

### 3.1.Design

To explore our conjecture, we employ the Lost Wallet Game, henceforth LWG (Dufwenberg & Gneezy 2000). In the LWG, presented in Figure 2, a First Mover can choose either IN or OUT. If the FM chooses OUT, he receives his outside option  $x$ , and the Second Mover receives nothing. If the FM chooses IN, then \$20 is made available for the SM to split between the pair with  $y$  going to the FM and  $20-y$  to the SM.

Our objective is to test whether a violation of Condition B affects the reciprocal response, and in order to do so, we hold all other factors that could affect the MGT ordering constant, mainly Condition A. In the LWG Condition A is constant regardless of  $x$ , as the SM always stands to gain up to \$20. We can make changes to Condition B by varying  $x$ , which will vary how beneficial it is to the FM to choose IN, and subsequently how selfless or self-serving choosing IN is.

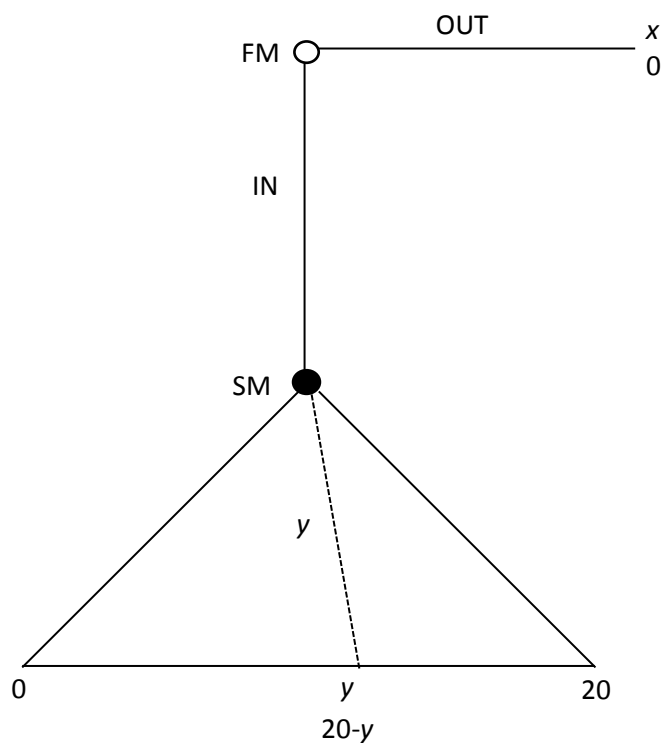


Figure 2 – The Lost Wallet Game

As the FM stands to gain up to  $20-x$ , for all positive  $x$ , choosing IN is selfless, as the FM's maximum potential income will always be less than the SM's (who always stands to gain up to 20). In order to make choosing IN self-serving, we implement a negative  $x$ , which makes our implementation of the LWG novel and unique. We therefore propose two treatments, a Selfless treatment where  $x=4$ , and a Self-Serving

treatment where  $x=-2$ .<sup>4</sup> Intuitively, a FM is being selfless when he gives up \$4 to choose IN, compared to when he gains \$2 by choosing IN. By the theory, in the  $x=-2$  treatment, choosing IN is self-serving, as the FM stands to gain up to \$22, whereas the SM stands to gain only up to \$20. The negative outside option is implemented by a reduction in the subject's show-up fee.

Additionally, in a questionnaire administered at the end of the experiment we elicit subject perceptions about generosity in a non-salient way. On a 5-point scale (Likert 1932), where 1 is not generous and 5 is very generous, we ask both the FMs and SMs whether they considered the FM's choice of IN to be generous. This manipulation check allows us to shed further light on the potential MGT ordering.

### 3.2. Hypotheses

The crux of our experiment, testing whether potential self-serving considerations behind generous behavior are important to reciprocity, comes down to the following three main hypotheses. For the ease of explanation, we present the hypotheses (and results) in parallel to the Revealed Altruism theory, i.e. we first establish support for whether the MGT ordering holds and only then focus on the MAT response, which is directly related to our research question.

We conjecture that choosing IN in the Selfless  $x=4$  treatment is MGT to choosing IN in the Self-Serving  $x=-2$  treatment, as the two actions are of equivalent MGT ordering by Condition A, but vary by Condition B. Firstly, if an action has a higher MGT ordering, then we expect FMs and SMs to perceive that action as being more generous.<sup>5</sup>

*H1a: FMs will perceive choosing IN as being more generous in the Selfless treatment  $x=4$  than in the Self-Serving  $x=-2$  treatment.*

*H1b: SMs will perceive choosing IN as being more generous in the Selfless  $x=4$  treatment than in the Self-Serving  $x=-2$  treatment.*

Secondly, since choosing IN is self-serving for the FM when  $x=-2$ , and selfless for the FM when  $x=4$ , we expect that more FMs will choose IN when doing so is self-serving:

*H2: FMs will choose IN more often in the Self-Serving  $x=-2$  treatment than in the Selfless  $x=4$  treatment.*

---

<sup>4</sup>In Dufwenberg and Gneezy (2000),  $x$  took the values of 4, 7, 10, 13, and 16. In our experiment we chose  $x=4$  for replication purposes, and  $x=-2$  as it was the first negative instance counting down in steps of three from  $x=4$ .

<sup>5</sup>Note that while MGT and MAT orderings are defined as weak relations (see Cox et al., 2008), we formulate our hypotheses as strong inequalities, for a more conservative test of our proposed conjecture.

Finally, in the theory of Revealed Altruism a MGT action elicits a MAT response. In our design SMs should therefore allocate a larger proportion of the \$20 to the FM ( $y$ ) if choosing IN is indeed MGT.

*H3: SMs will choose a higher  $y$  in the Selfless  $x=4$  treatment than in the Self-Serving  $x=-2$  treatment.*

### **3.3. Procedures**

The experiment was run in the New Zealand Experiment Economics Laboratory at the University of Canterbury. 154 student subjects, recruited using the online recruitment system ORSEE (Greiner 2015), participated, with 74 subjects (= 37 observations) in the Self-Serving  $x=-2$  treatment, and 80 subjects (= 40 observations) in the Selfless  $x=4$  treatment. Subjects participated in one treatment only, making this design between-subjects. Subjects were on average paid NZ\$ 18.78, with all sessions lasting approximately 50 minutes.<sup>6</sup> In a session, subjects were checked-in, signed a consent form, and then handed neutrally framed instructions (included in Appendix A). They were given approximately three minutes to read the instructions by themselves, after which the instructions were read aloud while also projected onto a screen at the front of the lab. Subjects made their decisions in a program implemented in z-Tree (Fischbacher 2007). Each terminal was randomly assigned a pair and role by the software. FMs chose IN or OUT by selecting the relevant radio button on the computer screen. If a FM chose OUT, he would receive  $\$x$  ( $x=4$  or  $x=-2$  depending on treatment) and the SM would receive nothing. The  $\$-2$  outside option was enforced by reducing the FMs' \$5 show-up fee to \$3, so instead of receiving \$5 in addition to their experiment earnings, they would receive \$3. As the FMs were making their decision, SMs chose how much money to allocate to the FM,  $y$ , conditional on the FM choosing IN, i.e. the game was played using the strategy method (Selten 1967, Brandts & Charness 2011). If a FM chose IN, then the division of the \$20 the SM decided on would be enacted. After all subjects had completed their decisions, they were informed they were to receive \$5 for filling out a questionnaire. Finally, subjects were asked to come to the payout room one by one to receive their earnings in private, and then left the lab. The experimenter was aware of an individual's payout, making the social distance protocol single-blind.

### **3.4. Results**

Table 1 reports summary statistics and tests for both FMs and SMs. Recall that both FMs and SMs were asked on a non-salient 5-point scale how generous they thought choosing IN was (with 5 being very generous, and 1 being not generous). H1a and H1b predicts that choosing IN when doing so is selfless will be considered more generous than choosing IN when it is self-serving. FMs reported an average

---

<sup>6</sup> Minimum wage in New Zealand was NZ\$13.50 per hour at the time of the experiments.

generosity perception of 3.83 in the Selfless  $x=4$  treatment, and 3.14 in the Self-Serving  $x=-2$  treatment. The averages are in the direction posited by H1a, and the difference is statistically significant with the Mann-Whitney 2-sided test reporting  $p=.029$ .<sup>7</sup> We therefore find evidence in support of H1a.

**Table 1 – Experiment 1 Summary Statistics and Tests**

**Panel A: First Movers**

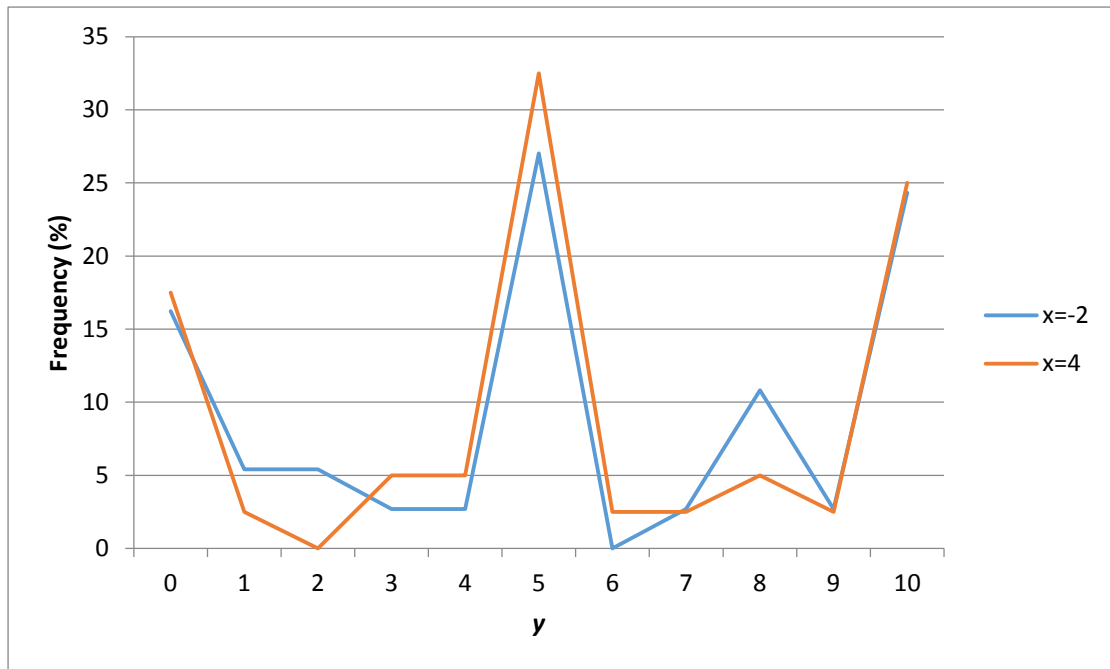
<b>Treatment</b>	<b>Fraction that chose (percentage)</b>	<b>that IN Fisher's Exact Test</b>	<b>Mean Generosity Perception (standard deviation)</b>	<b>Mann-Whitney</b>
$x=-2$ (Self-Serving)	35/37 (95%)	.049	3.14 (1.42)	.029
$x=4$ (Selfless)	31/40 (78%)		3.83 (1.03)	

**Panel B: Second Movers**

<b>Treatment</b>	<b>Mean y (standard deviation)</b>	<b>Mann-Whitney</b>	<b>Mean Generosity Perception (standard deviation)</b>	<b>Mann-Whitney</b>
$x=-2$ (Self-Serving)	5.42 (3.64)	.992	2.73 (1.35)	.064
$x=4$ (Selfless)	5.45 (3.52)		3.30 (1.11)	

All reported p-values are two-sided.

<sup>7</sup> We adopt a conservative approach and report 2-sided tests throughout the paper.



**Figure 3 – Experiment 1 SMs  $y$  decision by treatment**

SMs reported an average generosity perception of 3.30 in the Selfless  $x=4$  treatment, and 2.73 in the Self-Serving  $x=-2$  treatment. The averages are in the direction posited, and are statistically significant at the 10% level, with the Mann-Whitney test reporting  $p=.064$ .<sup>8</sup> Our non-saliently elicited data thus provides evidence for H1b, that SMs consider choosing IN as being more generous when  $x=4$  than when  $x=-2$ , in line with our conjecture.

Choosing IN in the current experiment was designed to be self-serving for the FM when  $x=-2$ , and selfless for the FM when  $x=4$ . H2 therefore predicted that more FMs will choose IN when doing so is self-serving than when it is selfless. Evidence presented in Panel A of Table 1 supports H3 as 95% of FMs chose IN in the  $x=-2$  treatment and 78% of FMs chose IN in the  $x=4$  treatment. This difference is statistically significant according to the Fisher's exact test ( $p=.049$ ).

Our design thus passes an important manipulation checks: Both FMs and SMs consider choosing IN to be more generous in the Selfless  $x=4$  treatment than in the Self-Serving  $x=-2$  treatment. FMs additionally choose IN more often when doing so is self-serving.

We now move onto SM behavior. If SMs consider IN being of differing levels of generosity, i.e. H1b is supported, then our reciprocity conjecture implies that SMs will subsequently be inclined to allocate more to the FM when IN is considered more generous, as predicted by H3.

<sup>8</sup> A Mann-Whitney test on pooled data from both FMs and SMs reports  $p=.007$ .

However, Table 1 reports no evidence in favor of H3. On average, SMs allocate 5.42 to FMs in the Self-Serving  $x=-2$  treatment, and 5.45 in the Selfless  $x=4$  treatment, and there is no statistically significant difference ( $p=.992$ ). We therefore reject H3 that SMs choose a higher  $y$  in the Selfless  $x=4$  treatment than in the Self-Serving  $x=-2$  treatment.

### **3.5 Discussion**

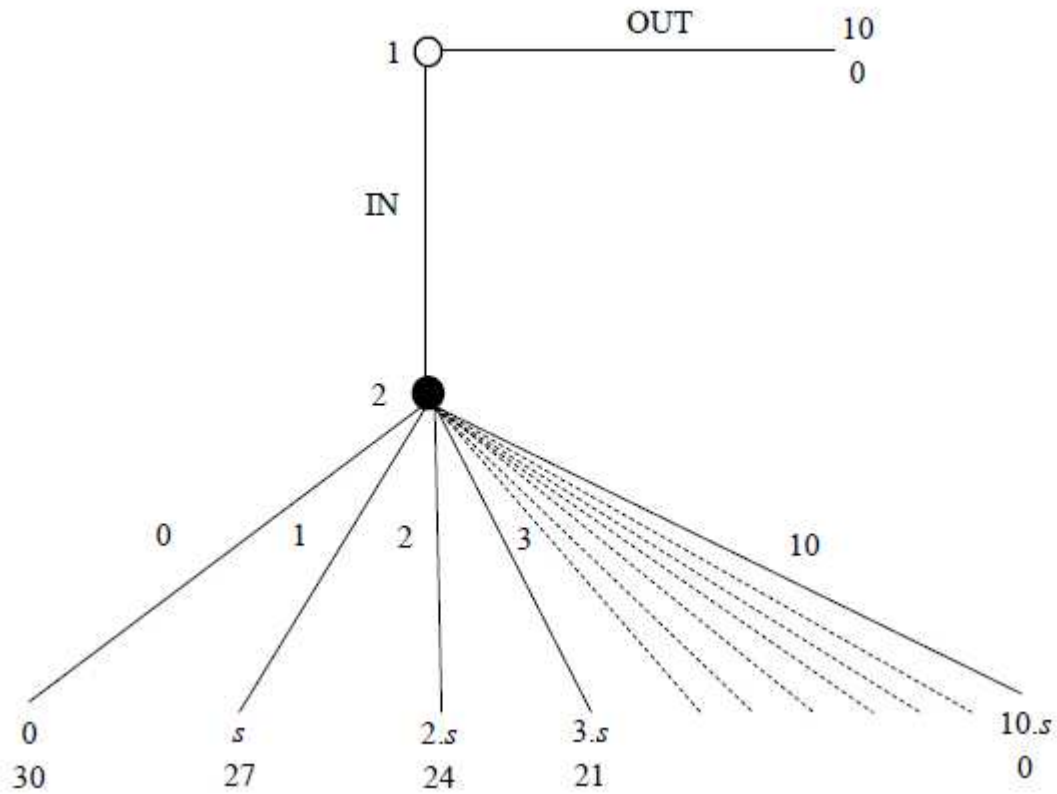
H1a and H1b support our conjecture, based on a proposed revision of MGT ordering, as both FMs and SMs perceive our selfless treatment to be more generous than our self-serving treatment. However, H3 does not support our MGT revision, as it has not borne out that an MGT action has elicited a MAT response, an important part of Revealed Altruism. Our finding of evidence in support of H1 but finding a lack of support for H3 is puzzling. SMs consider FMs to be less generous when they choose IN in our self-serving treatment, however, this elicits no difference in reciprocal response towards FMs. This is inconsistent with the basic logic behind the concept of reciprocity.

However, the empirical evidence of the LWG has shown that typically varying  $x$  does not have an effect on  $y$  (Dufwenberg & Gneezy, 2000; Servátka & Vadovič 2009; Cox, Servátka & Vadovič, 2010; and also the no negotiations treatments in Dufwenberg, Servátka & Vadovič, 2016). In light of this, Experiment 1 was perhaps a too conservative test of our conjecture. Our findings may be an artefact of the Lost Wallet Game itself. It is therefore prudent to check the robustness of our findings in a different experimental design, which we present next.

## **4. Experiment 2**

### **4.1. Design**

For Experiment 2 we use the Investment Game (Berg, Dickhaut & McCabe, 1995). Unlike the Lost Wallet Game, Investment Game experiments have found SM behavior to be responsive to choices made by the FM (Johnson & Mislin, 2011), and will thus present a less conservative test of our conjecture. Recall that in order to test whether self-serving generosity leads to a weaker reciprocal response, we must hold Condition A constant while varying Condition B. One way of achieving this in the Investment Game is to use different exchange rates on amounts kept by the SM, and amounts returned to the FM by the SM. To implement such exchange rates we adapt the procedures used by Andreoni & Miller (2002) for use in the Investment Game. Figure 4 presents our design.



**Figure 4: Our Modified Investment Game**

The FM starts with ten tokens, and can choose IN or OUT. If the FM chooses OUT, then he earns ten points. If the FM chooses IN, then the ten tokens are made available for the SM to split. In all treatments, tokens that the SM holds for herself earn her three points per token, which holds Condition A constant across treatments.<sup>9</sup> Tokens that the SM decides to send to the FM earn the FM  $s$  points, depending on treatment. By varying  $s$  we control how selfless or self-serving a FM choosing IN is. Note that the ‘channel’ in which we alter Condition B is different from Experiment 1, where the outside option was varied. The ‘channel’ is altered as a robustness check of Experiment 1, to avoid the potential artefactual issues of the LWG described previously. Choosing IN when  $s=4$  is neither selfless nor self-serving by our definition, as FMs have a maximum potential gain of 30 (they forgo 10 points to choose IN), which is the same as the SM’s maximum potential gain of 30 (which is invariant in  $s$ ). Values of  $s$  smaller than 4 result in the choice of IN being selfless, and values larger than 4 result in the choice of IN being self-serving. We fix our Selfless treatment as  $s=2$ , and our Self-Serving treatment as  $s=6$ , to ensure sufficient and equal distance from our what would be ‘neutral’  $s=4$ .

<sup>9</sup> Note the deliberate similarity to the Investment Game, where amounts invested by the FM are typically tripled for the SM to split.



Andreoni & Miller (2002) report that in their Dictator Game, a non-trivial number of subjects exhibit a desire to maximize surplus. If SMs behave similarly in our experiment, then they will want to allocate more tokens to FMs when  $s=6$ , as this maximizes surplus. This is a potential confound, and acts in the opposite direction of our hypothesis. In order to control for this, we implement a third Random treatment where there is a 50% chance  $s=2$  eventuates, and a 50% chance  $s=6$  eventuates. SMs are informed which outcome has eventuated prior to their decision, whereas FMs are not. The expected value of  $s$  is 4, so a FM choosing IN is being neither selfless nor self-serving in the Random treatment. Taking advantage of this fact, and comparing SM reaction to selfless or self-serving FM actions (where  $s$  is fixed prior to the FM decision to be 2 and 6, respectively) to the corresponding neutral FM actions, we can separate out the confound of surplus maximization, as well as individually separate out a SMs response to a selfless or self-serving FM action. Table 2 presents this separation of potential effects, with isolated effects in bold.

**Table 2 – Separation of Effects in Experiment 2**

	Fixed $s=6$	Random $s=2$	Random $s=6$
Fixed $s=2$	Selflessness Effect	<b>Selflessness Effect</b>	Selflessness Effect
	Self-Serving Effect		Surplus Maximization
	Surplus		
	Maximization		
Fixed $s=6$	---	Self-Serving Effect	<b>Self-Serving Effect</b>
		Surplus	
		Maximization	
Random	---	---	<b>Surplus</b>
$s=2$			<b>Maximization</b>

Fixed  $s=2$  and  $s=6$  represent the respective treatments where  $s$  is fixed prior to the FM's decision. Random  $s=2$  represents the random treatment when  $s=2$  eventuated. Random  $s=6$  represents the random treatment when  $s=6$  eventuated.

## 4.2.Hypotheses

Our conjecture remains the same as in Experiment 1, while our hypotheses change to fit the design of Experiment 2. Both FMs and SMs should perceive our Selfless  $s=2$  treatment to be more generous than both our neutral Random treatment and Self-Serving  $s=6$  treatment. FMs and SMs should also consider our neutral Random treatment to be more generous than our Self-serving  $s=6$  treatment.

*H4a: FMs will perceive choosing IN as being more generous in the Selfless  $s=2$  treatment than in the Random treatment.*

*H4b: SMs will perceive choosing IN as being more generous in the Selfless  $s=2$  treatment than in the Random treatment.*

*H5a: FMs will perceive choosing IN as being more generous in the Selfless  $s=2$  treatment than in the Self-Serving  $s=6$  treatment.*

*H5b: SMs will perceive choosing IN as being more generous in the Selfless  $s=2$  treatment than in the Self-Serving  $s=6$  treatment.*

*H6a: FMs will perceive choosing IN as being more generous in the Random treatment than in the Self-Serving  $s=6$  treatment.*

*H6b: SMs will perceive choosing IN as being more generous in the Random treatment than in the Self-Serving  $s=6$  treatment.*

Just as in Experiment 1, we expect the FMs' behavior to correspond to how self-serving or selfless choosing IN is.

*H7: FMs will choose IN more often in the Random treatment than in the Selfless  $s=2$  treatment.*

*H8: FMs will choose IN more often in the Self-serving  $s=6$  treatment than in the Random treatment.*

*H9: FMs will choose IN more often in the Self-serving  $s=6$  treatment than in the Selfless  $s=2$  treatment.*

In terms of SM behavior, we focus our analysis on the isolated effects presented in Table 2. For the selflessness effect, we predict that SMs will allocate more to the FM in the Selfless  $s=2$  treatment than when  $s=2$  eventuates in the Random treatment. Such a reaction would be triggered by the FM being selfless by choosing IN when  $s$  is fixed to be 2, as opposed to having neither selfless nor self-serving intentions by choosing IN in the Random treatment. According to our conjecture, SMs may want to reward selflessly generous FMs more than neutrally generous FMs.

An important consideration in our design is that because of the different token redemption rates between our treatments, the number of tokens allocated to the FM might vary because of the different redemption rate, rather than due to a change in

reciprocity. Therefore, rather than stating our hypotheses using the number of tokens allocated to the FM, we formulate them in terms of the percentage of the total surplus.

*H10: SMs will allocate more surplus to the FM in the Selfless  $s=2$  treatment than when  $s=2$  eventuates in the Random treatment.*

For the self-serving effect, we expect that SMs will allocate more of the surplus to the FM in the Random treatment where  $s=6$  eventuates than in the Self-Serving  $s=6$  treatment, as SMs may wish to reward neutrally generous FMs more than self-serving generous FMs.

*H11: SMs will allocate more surplus to the FM when  $s=6$  eventuates in the Random treatment than in the Self-Serving  $s=6$  treatment.*

Finally, for the surplus maximization effect, we compare the two possible states of nature in the Random Treatment. We expect that SMs will allocate more of the surplus to the FM when  $s=6$  eventuates, as it maximizes surplus, and it is relatively cheaper to do so.

*H12: In the Random treatment SMs will allocate more surplus to the FM when  $s=6$  eventuates than when  $s=2$  eventuates.*

### **4.3.Procedures**

Experiment 2 was also run in the New Zealand Experiment Economics Laboratory at the University of Canterbury. 222 subjects participated in total, with 64 subjects (= 32 observations) in the Selfless  $s=2$  treatment, 64 subjects (= 32 observations) in the Self-Serving  $s=6$  treatment, and 94 subjects (=47 observations) in the Random treatment. None of the Experiment 2 subjects participated in Experiment 1. Subjects were paid on average NZ\$17.69, with all sessions lasting approximately 50 minutes. The procedures used in Experiment 2 replicate those of Experiment 1. FMs made their IN or OUT decision by selecting the relevant option on their screen. If a FM chose OUT, then he would earn 10 points and his paired SM would earn 0 points. While the FMs were making their decisions, SMs were deciding how many of the 10 tokens to send to the FM and how many to keep for themselves, provided the FM chose IN. Tokens sent to the FM earns him  $s$  points and tokens kept by the SM earns her 3 points. In the Random treatment, FMs were not informed of the realization of  $s$  when making their decision. SMs were informed of the realization of  $s$  before making their decision, and only made a decision for that realization of  $s$ . If a FM chose IN, then the proposed division of tokens by the SM would be implemented. After all subjects had completed their decisions, they were informed they were to receive \$5 for filling out a questionnaire. After subjects had completed the questionnaires, they were asked to come one by one to the payout room to receive their earnings in private, where the points earned in the experiment were exchanged at the preannounced rate of \$.60NZD per point.

#### 4.4. Results

Table 3 reports summary statistics and statistical tests on both FM and SM behavior in Experiment 2. Because of our focus on isolating individual effects, we provide pairwise comparisons and statistical tests.

We start by exploring subject's non-salient generosity perceptions. Hypotheses H4a and H4b predict that choosing IN in the Selfless treatment will be perceived to be more generous than in the Random treatment. Hypotheses H5a and H5b predict that choosing IN in the Selfless treatment will be perceived to be more generous than in the Self-Serving treatment and hypotheses H6a and H6b that choosing IN will be perceived to be more generous in the Random treatment than in the Self-Serving treatment.

FMs reported an average generosity perception of 3.94 in the Selfless treatment, 3.70 in the Random treatment, and 3.59 in the Self-serving treatment. While the averages are in the hypothesized directions, there are no statistically significant differences between any of our treatments. We find no evidence in support of H4a, H5a, or H6a.

SMs reported an average generosity perception of 4.03 in the Selfless treatment, 3.72 in the Random treatment, and 3.56 in the Self-Serving treatment. As with FMs, the averages are in the hypothesized direction, but unlike FMs, there exists a weak statistical difference between the Selfless and Self-Serving treatments, with the Mann Whitney test reporting  $p=.082$ .<sup>10</sup> Therefore, there is some weak evidence in support of H5b, which is the most relevant comparison from the perspective of our research question. SMs may gain a better grasp of generosity considerations through actually making their decision, which would explain the discrepancy between our evidence in support of H5a and H5b. We find no support for H4b and H6b. Regarding our findings on the differences in generosity perceptions being weaker in Experiment 2 than in Experiment 1, we note that it may be due to the increased complexity of Experiment 2, or the calibration providing a smaller magnitude of separation in generosity perception.

We continue the analysis with the FM behavior. 44% of FMs chose IN in the Selfless treatment, 81% in the Random treatment, and 66% in the Self-Serving treatment. The Fisher's Exact Test only reports a statistically significant difference in FM behavior between the Random and Selfless treatment ( $p=.001$ ) with the difference between the Selfless and Self-Serving treatment being marginally insignificant ( $p=.131$ ). We therefore find evidence in support of H7, but not for H8 and H9.

As mentioned earlier, when analyzing SM decisions, it is helpful to report the percentage of the surplus allocated to the FM instead of the number of tokens for the comparison between treatments with differing token redemption rates. For

---

<sup>10</sup> Using pooled data of both FM and SM generosity perceptions, a Mann-Whitney test reports: for H4  $p=.073$ ; for H5  $p=.035$ ; and for H6  $p=.536$ . Note that such an approach provides support for H5 and mild evidence in support of H4.

comparability between all SM results, we report this percentage for all our comparisons on SM behavior, even though such an approach is only required for H10. We now test our hypotheses on SM behavior, starting with isolating the ‘selflessness effect’. Hypothesis H10 predicts that SMs will allocate more of the surplus to the FM in the Selfless treatment than in the neutral Random treatment, where the same token redemption rate  $s=2$  eventuates. The intuition behind the hypothesis is that SMs may want to more highly reward those FMs who exhibit selfless generosity, than those FMs who exhibit neutral generosity.

In the Selfless  $s=2$  treatment, SMs on average allocated 27.0% of the surplus to FMs, while in the Random treatment where  $s=2$  eventuated SMs on average allocated 20.7%. The averages are in the hypothesized direction, however, this result is not statistically significant ( $p=.245$ ). Therefore, we find no evidence in support of H10.

In a similar line of reasoning to the selflessness effect, we hypothesize that SMs will respond by diminishing their reciprocity due to the ‘self-servingness’ effect as they may not want to reward FMs whose intentions could be self-serving. Hypothesis H11, capturing this effect, predicts that SMs will allocate more surplus in the neutral Random treatment where  $s=6$  has eventuated by chance compared to the Self-serving  $s=6$  treatment.

In the Self-Serving  $s=6$  treatment, SMs on average allocated 40.4% of the surplus to FMs, while in the Random treatment where  $s=6$  eventuated SMs on average allocated 50.1%. The averages are in the hypothesized direction, however, the difference is marginally insignificant ( $p=.142$ ). Therefore, we find no evidence in support of H11.

Our last hypothesis, H12, explores the need for our Random treatment to control for the possibility that SMs may wish to maximize surplus by allocating more to the FM when the redemption rate is higher. To do this, we compare the SM response to  $s=2$  and  $s=6$  within our Random treatment. As the FM’s intentions are constant in the Random treatment, we can focus on the effect of the differing  $s$ .

**Table 3 – Experiment 2 Summary Statistics and Tests**

**Panel A: First Movers**

Treatment	Fraction that chose IN (percentage)	Fisher's Exact Test	Mean Generosity Perception (st. dev.)	Mann-Whitney test
<b>Selfless s=2</b>	14/32 (44%)	.131	3.94 (1.01)	.205
<b>Self-Serving s=6</b>	21/32 (66%)	.187	3.59 (1.13)	.702
<b>Random</b>	38/47 (81%)	.001 <sup>a</sup>	3.70 (0.95)	.249 <sup>b</sup>

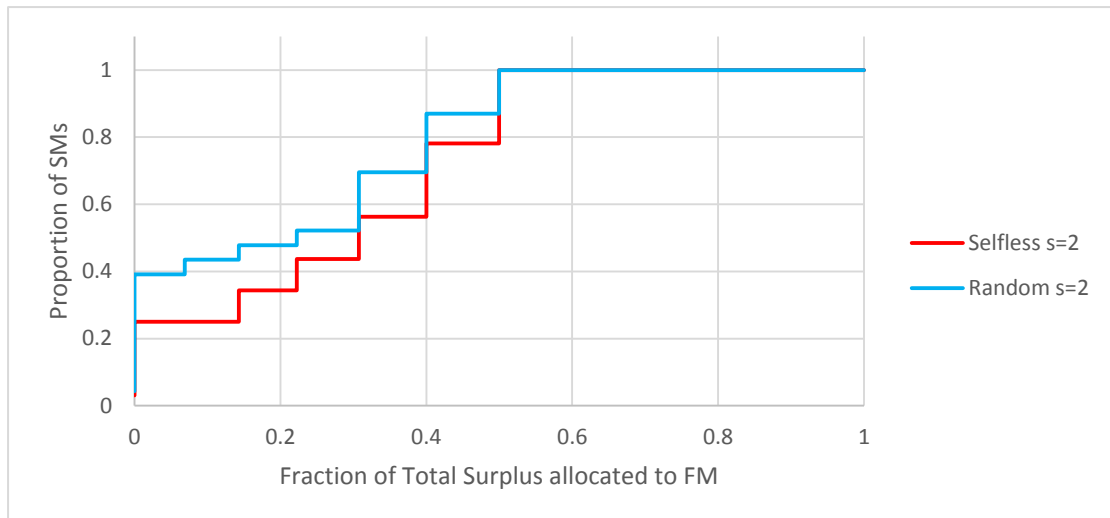
**Panel B: Second Movers**

Treatment	Mean Surplus allocated to FM (st. dev.)	Mann-Whitney	Mean Generosity Perception (st. dev.)	Mann-Whitney test
<b>Selfless s=2</b>	27.0% (19.1%)	.013	4.03 (1.03)	.277 <sup>e</sup>
<b>Self-serving s=6</b>	40.4% (24.6%)	.142 <sup>d</sup>	3.56 (1.13)	.855
<b>Random s=2</b>	20.7% (19.7%)	.0001	3.72 (1.19)	.277 <sup>e</sup>
<b>Random s=6</b>	50.1% (23.2%)	.142 <sup>d</sup>		

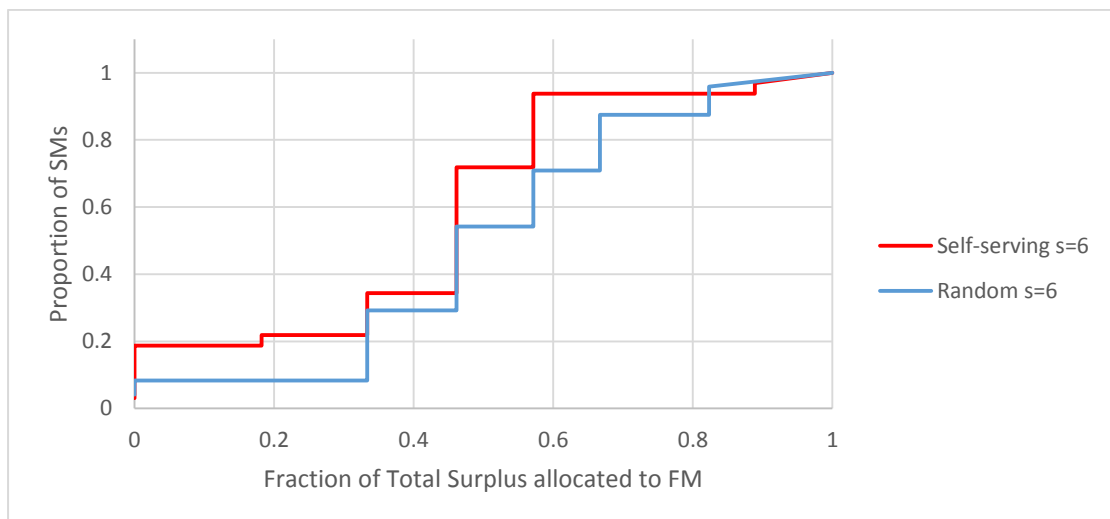
In the Selfless treatment s is fixed at 2; in the Self-Serving treatment s is fixed at 6. In the Random treatment s=2 and s=6 eventuates with 50% probability each.

Statistical tests of differences are grouped in the same cell corresponding to the treatments in the same rows. Where this is not possible, p-values are reported twice in the same rows as the corresponding treatments, and paired using a letter superscript.

All reported tests are 2-sided.



**Figure 5 – Experiment 2 - SM surplus allocation decision CDFs when  $s=2$  by treatment**



**Figure 6 – Experiment 2 - SM surplus allocation decision CDFs when  $s=6$  by treatment**

When  $s=6$  eventuated in the Random treatment, SMs allocated on average 50.1% of the surplus to FMs, whereas SMs allocated on average 20.7% when  $s=2$  eventuated. This result is statistically significant ( $p=.0001$ ), and provides strong evidence for H12. This finding justifies the need for our Random treatment to control for surplus maximization effects. If this effect was not controlled for, a confounded test of a combined selfless and self-serving effect, which directly compares SM behavior between our Selfless and Self-Serving treatment, would report a statistically

significant difference ( $p=.013$ ). To use this as evidence of self-serving generosity affecting reciprocity would be erroneous due to the presence of the surplus maximization effect. Alternatively, to separate out selfless and self-serving effects, one could introduce a treatment where  $s=4$  without a random element. Such an approach would also be erroneous due to the presence of the surplus maximization effect.

## 5. Conclusion

Life is full of examples where people pretend to be kind, but do so because their exhibited kindness has the potential to benefit them. Do beneficiaries of such kind actions care about their self-serving nature and take it into account when responding? Our intuition, supported by prior empirical evidence on the importance of intentions, tells us they might care. We set out to study whether self-serving generosity, which is a particular type of kindness, affects reciprocal behavior. The novelty of our approach lies in manipulating the nature of intentions (as opposed to only removing them), which is central to understanding of reciprocal preferences.

Utilizing the framework of Revealed Altruism, we developed a conjecture on how selfless and self-serving generosity impacts reciprocal behavior. We defined actions that satisfied Revealed Altruism's Condition B to be selfless, and actions that violated Condition B to be self-serving. We proposed that selfless actions are MGT self-serving actions, and should therefore elicit a MAT response. Using novel designs that varied Condition B while holding other MGT considerations constant (mainly Condition A), we found no difference in reciprocal response to selfless and self-serving (but equally generous) offers. This is despite the fact that subjects generally considered our selfless and self-serving treatments to be of differing levels of generosity.

Most theories of (positive) reciprocity can generally be condensed down to a desire to reward generous actions. It follows that the desire to reward would increase with how generous the action is, meaning our finding of differences in generosity perception but not reciprocal behavior is puzzling. However, our elicitation of subjects' generosity perception was non-salient, so this finding might not replicate with an elicitation utilizing a salient proper scoring rule (see Schlag, Tremewan & van der Weele, 2015, for a review). Our elicitation directly followed an announcement that subjects would be paid (a previously unannounced) \$5 for the elicitation, which should minimize issues such as lack of cognitive effort.

SM behavior in our experiments may be explained by SMs giving FMs the 'benefit of the doubt', and assuming FMs have selfless rather than self-serving intentions when both could be present, a finding akin to Cox & Deck (2006). A design where FMs must choose a self-serving generous option over a selfless or neutral generous option could control for the 'benefit of the doubt'. However, such a design would likely



require the use of 'inefficient strategies' (Dufwenberg & Kirchsteiger, 2004), characterized by the existence of another strategy that for at least one player increases material payout without reducing the payout of other players. In such a design, our conjectured effects would be confounded by inefficient alternatives potentially not being considered credible.

Apart from providing empirical evidence that people do not seem to respond to self-serving intentions, our results have important theoretical implications. In particular, our data suggest that Revealed Altruism might not need the restriction of Condition B in a MGT ordering, as it appears to have no impact on the MAT response and that a 'MGT light' ordering (proposed by CFS, p.36), which only includes Condition A, may be sufficient. Such a refinement of Revealed Altruism would increase the parsimony of the theory, without reducing its descriptive and predictive properties. A SM appears to only consider what a generous action means for her own payoff, and this consideration appears to dominate any ulterior intentions a FM may have. However, we also acknowledge that more research would be required to confidently remove Condition B from Revealed Altruism, such as investigating Condition B's effects over negative reciprocity, and investigating the potential interaction effects of Condition A and B.

## References

- Andreoni, J., Harbaugh, W. & Vesterlund, L. 2003. 'The Carrot or the Stick: Rewards, Punishments, and Cooperation.' *American Economic Review*, 93:3, 893-902.
- Andreoni, J. & Miller, J. 2002. 'Giving According to GARP: An Experimental Test of the Consistency of Preferences for Altruism.' *Econometrica*, 70:2, 737-53.
- Bardsley, N. 2008. 'Dictator game giving: altruism or artefact?' *Experimental Economics*, 11:2, 122-33.
- Berg, J., Dickhaut, J. & McCabe, K. 1995. 'Trust, Reciprocity, and Social History.' *Games and Economic Behavior*, 10, 122-42.
- Blount, S. 1995. 'When Social Outcomes Aren't Fair: The Effect of Causal Attributions on Preferences.' *Organizational Behavior and Human Decision Processes*, 63:2, 131-44.
- Bolton, G. E. & Ockenfels, A. 2000. 'ERC: A Theory of Equity, Reciprocity, and Competition.' *American Economic Review*, 90:1, 166-93.
- Brandts, J. & Charness, G. 2011. 'The Strategy versus the Direct-response Method: A First Survey of Experimental Comparisons.' *Experimental Economics*, 14, 375-398.
- Bruni, L., Corazzini, L. & Stanca, L. 2009. 'Testing theories of reciprocity: Do motivations matter?' *Journal of Economic Behavior & Organization*, 71:2, 233-245.
- Camerer, C. F. 2003. *Behavioral Game Theory: Experiments in Strategic Interaction*. Princeton, New Jersey: Princeton University Press.
- Cappelen, A. W., Nielsen, U. H., Sørensen, E. Ø., Tungodden, B. & Tyran, J.-R. 2013. 'Give and take in dictator games.' *Economic Letters*, 118:2, 280-83.
- Charness, G. B. 2004. 'Attribution and Reciprocity in an Experimental Labor Market.' *Journal of Labor Economics*, 22:3, 665-88.
- Charness, G. & Rabin, M. 2002. 'Understanding Social Preferences with Simple Tests.' *The Quarterly Journal of Economics*, 117:3, 817-69.
- Chaudhuri, A. 2008. *Experiments in Economics: Playing fair with money*. Routledge.
- Cox, J. C. 2004. 'How to identify trust and reciprocity.' *Games and Economic Behavior*, 46, 260-81.
- Cox, J. C. & Deck, C. A. 2005. 'On the Nature of Reciprocal Motives.' *Economic Inquiry*, 43:3, 623-35.
- Cox, J. C. & Deck, C. A. 2006. 'Assigning Intentions when Actions are Unobservable: The Impact of Trembling in the Trust Game.' *Southern Economic Journal*, 73:2, 307-14.
- Cox, J. C., Friedman, D. & Sadiraj, V. 2008. 'Revealed Altruism.' *Econometrica*, 76:1, 31-69.
- Cox, J. C., List, J., Price, M., Sadiraj, V. & Samek, A. 'Moral Costs and Rational Choice: Theory and Experimental Evidence.' Working paper 2016.
- Cox, J. C., Sadiraj, K. & Sadiraj, V. 2008. 'Implications of trust, fear, and reciprocity for modelling economic behavior.' *Experimental Economics*, 11:1, 1-24.
- Cox, J. C., Servátka, M. & Vadovič, R. 2010. 'Saliency of outside options in the lost wallet game.' *Experimental Economics*, 13:1, 66-74.
- Cox, J. C., Servátka, M. & Vadovič, R. 2016. 'Status Quo Effects in Fairness Games: Reciprocal Responses to Acts of Commission vs. Acts of Omission.' *Experimental Economics*, forthcoming.

- Dufwenberg, M. & Gneezy, U. 2000. 'Measuring Beliefs in an Experimental Lost Wallet Game.' *Games and Economic Behavior*, 30:2, 163-82.
- Dufwenberg, M. & Kirchsteiger, G. 2004. 'A theory of sequential reciprocity.' *Games and Economic Behavior*, 47:2, 268-98.
- Dufwenberg, M., Servátka, M. & Vadovič, R. 2016. 'Honesty and Informal Agreements.' Working paper.
- Falk, A., Fehr, E. & Fischbacher, U. 2008. 'Testing theories of fairness - Intentions matter.' *Games and Economic Behavior*, 62:1, 287-303.
- Falk, A. & Fischbacher, U. 2006. 'A theory of reciprocity.' *Games and Economic Behavior*, 54:2, 293-315.
- Fehr, E. & Gächter, S. 2000. 'Fairness and Retaliation: The Economics of Reciprocity.' *The Journal of Economic Perspectives*, 14:3, 159-81.
- Fehr, E. & Schmidt, K. M. 1999. 'A Theory of Fairness, Competition, and Cooperation.' *The Quarterly Journal of Economics*, 114:3, 817-68.
- Fehr, E. & Schmidt, K. M. 2006. 'The Economics of Fairness, Reciprocity and Altruism - Experimental Evidence and New Theories.' In S. Kolm & J. M. Ythier (Eds.) *Handbook of the Economics of Giving, Altruism and Reciprocity*. Elsevier.
- Fischbacher, U. 2007. 'z-Tree: Zurich Toolbox for Ready-made Economic Experiments.' *Experimental Economics*, 10:2, 171-78.
- Gneezy, U., Güth, W. & Verboven, F. 2000. 'Presents or investments? An experimental analysis.' *Journal of Economic Psychology*, 21:5, 481-93.
- Greiner, B. 2015. 'Subject pool recruitment procedures: organizing experiments with ORSEE' *Journal of the Economic Science Association*, 1:1, 114-25.
- Johnson, N. D. & Mislin, A. A. 2011. 'Trust games: A meta-analysis.' *Journal of Economic Psychology*, 32, 865-89.
- Kritikos, A. & Bolle, F. 2004. 'Approaching Fair Behavior: Distributional and Reciprocal Preferences.' *Research on Economic Inequality*, 11, 149-81.
- Lei, V., Noussair, C. N. & Plott, C. R. 2001. 'Nonspeculative Bubbles in Experimental Asset Markets: Lack of Common Knowledge of Rationality vs. Actual Irrationality.' *Econometrica*, 69:4, 831-59.
- Likert, R. 1932. *A Technique for the Measurement of Attitudes*. New York.
- Offerman, T. 2002. 'Hurting hurts more than helping helps.' *European Economic Review*, 46:8, 1423-37.
- Rabin, M. 1993. 'Incorporating Fairness into Game Theory and Economics.' *American Economic Review*, 83:5, 1281-302.
- Schlag, K., Tremewan, J. & van der Weele, J. 2015. 'A Penny for Your Thoughts: A Survey of Methods for Eliciting Beliefs.' *Experimental Economics*, 18:3, 457-490.
- Selten, R. 1967. 'Die Strategiemethode zur Erforschung des eingeschränkt rationalen Verhaltens im Rahmen eines Oligopol-experiments.' In H. Sauer mann (Ed.) *Beiträge zur experimentellen Wirtschaftsforschung*: 136-68. Tübingen: Mohr.
- Servátka, M. & Vadovič, R. 2009. 'Unequal outside options in the lost wallet game.' *Economics Bulletin*, 29:4, 2870-83.
- Sobel, J. 2005. 'Interdependent Preferences and Reciprocity.' *Journal of Economic Literature*, 43, 392-436.

## **Appendix A – Experiment 1 Instructions**

*Instructions in ( ) are relevant to the  $x=-2$  treatment, and [ ] to the  $x=4$  treatment.*

### **No Talking Allowed**

Now that the experiment has begun, we ask that you do not talk. If you have a question after we finish reading the instructions, please raise your hand and the experimenter will approach you and answer your question in private.

### **Show up Fee**

Every participant will get \$5 as a show up fee, and in addition you may earn money in the experiment. All the money will be paid to you in cash at the end of the experiment.

### **Anonymity**

You will be divided randomly into two groups, called Group 1 and Group 2. Each person in Group 1 will be anonymously paired with a person in Group 2. No one will learn the identity of the person he/she is paired with.

### **Structure of the experiment**

This experiment is computerized, meaning you will be entering your decisions on the computer in front of you. If you have any trouble entering your decisions, please raise your hand to alert the experimenter who will assist you.

### **The Group 1 Decision Task**

Each person in Group 1 will have two options:

- (To choose OUT and receive \$-2, which will be subtracted from their show up fee.) [To choose OUT and receive \$4.] In this case the paired Group 2 person with whom he/she is paired makes no decision.
- To choose IN. In that case the paired person in Group 2 will get to split \$20 between the pair. That is, the person in Group 2 will decide how much of the \$20, between \$0 and \$20, to give to the person in Group 1, and how much to keep.

Group 1 persons enter their decisions by selecting the relevant option on the screen, followed by clicking OK.

### **The Group 2 Decision Task**

If the Group 1 person chooses IN, then \$20 will be made available to split between the two paired persons. The split will be determined by the Group 2 person. Each Group 2 person will be asked to decide how much money out of \$20 to give to the Group 1 person with whom he/she is paired. Group 2 persons are asked to enter their decision in the relevant text box followed by clicking OK. Note that this decision by the Group 2 person will only be relevant if the Group 1 person chose IN.

### **Payment of Show up Fees and Experiment Earnings**

All participants are asked to sit patiently until the end of the experiment. Once all Group 2 persons have made their decisions, you will be presented with a summary screen of your earnings. Click OK after you have seen this screen, so other

participants cannot see your decisions. You will then be prompted to complete a Questionnaire. After the Questionnaire, you will be asked one by one to enter the payment room at the back of the lab for the payment of your earnings. Because your decision is private, we ask that you do not tell anyone your decision or your earnings either during or after the experiment. We also ask you to not gather near the lab after you receive your payment.

Are there any questions?

## **Appendix B – Experiment 2 Instructions**

*(Fixed Treatments)*

### **No Talking Allowed**

Now that the experiment has begun, we ask that you do not talk. If you have a question after we finish reading the instructions, please raise your hand and the experimenter will approach you and answer your question in private.

### **Show up Fee**

Every participant will get \$5 as a show up fee, and in addition you may earn money in the experiment. All the money will be paid to you in cash at the end of the experiment.

### **Anonymity**

You will be divided randomly into two groups, called Group 1 and Group 2. Each person in Group 1 will be anonymously paired with a person in Group 2. No one will learn the identity of the person he/she is paired with.

### **Structure of the experiment**

This experiment is computerised, meaning you will be entering your decisions on the computer in front of you. If you have any trouble entering your decisions, please raise your hand to alert the experimenter who will assist you.

### **Tokens and Points**

The currency used in this experiment are Tokens. As you make decisions with these Tokens, you and your paired person will earn points. Every point that people earn in this experiment will be worth 60 cents. For example, if you earn 8 points you will make \$4.80 from the decision part of the experiment.

### **The Group 1 Decision Task**

Each person in Group 1 will have two options:

- To choose OUT and receive 10 Tokens, earning 10 points. In this case the paired Group 2 person with whom he/she is paired makes no decision, and earns 0 points.
- To choose IN. In that case the paired person in Group 2 will get to split 10 Tokens between the pair. That is, the person in Group 2 will decide how many of the 10 Tokens, to pass to the person in Group 1, and how many to hold for themselves. Tokens that are passed or held will earn different amounts of points, which is explained in the Group 2 Decision Task.

Group 1 persons enter their decision by selecting the relevant option on the screen, followed by clicking OK.

### **The Group 2 Decision Task**

If the Group 1 person chooses IN, then 10 Tokens will be made available to split between the two paired persons. The split will be determined by the Group 2 person. Each Group 2 person will be asked to decide how many Tokens out of 10 to pass to the Group 1 person with whom he/she is paired, and how many Tokens to hold for

themselves. Each Group 2 person must distribute all 10 Tokens, that is, the number of Tokens they pass and the number of Tokens they hold must sum to 10.

- Tokens that are passed will earn their paired Group 1 person **5** points per Token.
- Tokens that are held (i.e. the remainder of the 10 Tokens that are not passed) will earn the Group 2 person **3** points per Token.

Group 2 persons enter their decisions in the relevant text box, followed by clicking OK. Note that this decision by the Group 2 person will only be relevant if the Group 1 person chose IN.

### **Payment of Show up Fees and Experiment Earnings**

All participants are asked to sit patiently until the end of the experiment. Once everybody has made their decisions, you will be presented with a screen instructing you to wait. Do not click OK until the experimenter asks you to do so. You will then answer a questionnaire, followed by a summary of your earnings, and finally another questionnaire. Once this is complete, you will be asked one by one to enter the payment room at the back of the lab for the payment of your earnings. Because your decision is private, we ask that you do not tell anyone your decision or your earnings either during or after the experiment. We also ask you to not gather near the lab after you receive your payment.

Are there any questions?

*(Random Treatment)*

### **No Talking Allowed**

Now that the experiment has begun, we ask that you do not talk. If you have a question after we finish reading the instructions, please raise your hand and the experimenter will approach you and answer your question in private.

### **Show up Fee**

Every participant will get \$5 as a show up fee, and in addition you may earn money in the experiment. All the money will be paid to you in cash at the end of the experiment.

### **Anonymity**

You will be divided randomly into two groups, called Group 1 and Group 2. Each person in Group 1 will be anonymously paired with a person in Group 2. No one will learn the identity of the person he/she is paired with.

### **Structure of the experiment**

This experiment is computerised, meaning you will be entering your decisions on the computer in front of you. If you have any trouble entering your decisions, please raise your hand to alert the experimenter who will assist you.

### **Tokens and Points**

The currency used in this experiment are Tokens. As you make decisions with these Tokens, you and your paired person will earn points. Every point that people earn in this experiment will be worth 60 cents. For example, if you earn 8 points you will make \$4.80 from the decision part of the experiment.

### **The Group 1 Decision Task**

Each person in Group 1 will have two options:

- To choose OUT and receive 10 Tokens, earning 10 points. In this case the paired Group 2 person with whom he/she is paired makes no decision, and earns 0 points.
- To choose IN. In that case the paired person in Group 2 will get to split 10 Tokens between the pair. That is, the person in Group 2 will decide how many of the 10 Tokens, to pass to the person in Group 1, and how many to hold for themselves. Tokens that are passed or held will earn different amounts of points, depending on which Situation occurs, which is explained in the Group 2 Decision Task.

Group 1 persons will not be informed which Situation has occurred prior to making their decision. Group 1 persons enter their decision by selecting the relevant option on the screen, followed by clicking OK.

### **The Group 2 Decision Task**

If the Group 1 person chooses IN, then 10 Tokens will be made available to split between the two paired persons. The split will be determined by the Group 2 person. Each Group 2 person will be asked to decide how many Tokens out of 10 to pass to the Group 1 person with whom he/she is paired, and how many Tokens to hold for themselves. Each Group 2 person must distribute all 10 Tokens, that is, the number of Tokens they pass and the number of Tokens they hold must sum to 10.

The software will generate a random number to determine which Situation will occur. There is a 50% chance of Situation A occurring, and a 50% chance of Situation B occurring.

If **Situation A** occurs, then tokens will earn points in the following way:

- Tokens that are passed will earn their paired Group 1 person **2** points per Token.
- Tokens that are held (i.e. the remainder of the 10 tokens not passed) will earn the Group 2 person **3** points per Token.

If **Situation B** occurs, then tokens will earn points in the following way:

- Tokens that are passed will earn their paired Group 1 person **6** points per Token.
- Tokens that are held (i.e. the remainder of the 10 tokens not passed) will earn the Group 2 person **3** points per Token.

Group 2 persons will be informed which Situation has occurred, and then asked to enter their decisions in the relevant text boxes, followed by clicking OK. Note that



this decision by the Group 2 person will only be relevant if the Group 1 person chose IN.

**Payment of Show up Fees and Experiment Earnings**

All participants are asked to sit patiently until the end of the experiment. Once everybody has made their decisions, you will be presented with a screen instructing you to wait. Do not click OK until the experimenter asks you to do so. You will then answer a questionnaire, followed by a summary of your earnings, and finally another questionnaire. Once this is complete, you will be asked one by one to enter the payment room at the back of the lab for the payment of your earnings. Because your decision is private, we ask that you do not tell anyone your decision or your earnings either during or after the experiment. We also ask you to not gather near the lab after you receive your payment.

Are there any questions?