



Munich Personal RePEc Archive

Gender differences in altruism on mechanical turk: Expectations and actual behaviour

Brañas-Garza, Pablo and Capraro, Valerio and
Rascon-Ramirez, Ericka

Loyola Andalucia University, Middlesex University London

1 April 2018

Online at <https://mpra.ub.uni-muenchen.de/86238/>
MPRA Paper No. 86238, posted 16 Apr 2018 14:02 UTC

Gender differences in altruism on Mechanical Turk: Expectations and actual behaviour

Pablo Brañas-Garza*, Valerio Capraro†, Ericka Rascón Ramírez†

March 18, 2018

Abstract

Whether or not there are gender differences in altruistic behaviour in Dictator Game experiments has attracted considerable attention in recent years. Earlier studies found women to be more altruistic than men. However, this conclusion has been challenged by more recent accounts, which have argued that gender differences in altruistic behaviour may be a peculiarity of student samples and may not extend to random samples. Here we study gender differences in altruistic behaviour and, additionally, in expectations of altruistic behaviour, in a sample of Amazon Mechanical Turk crowdworkers living in the US. In *Study 1*, we report a mega-analysis of more than 3,500 observations and we show that women are significantly more altruistic than men. In *Study 2*, we show that both women and men expect women to be more altruistic than men.

Keywords: dictator game, gender differences, altruism, expectations.

1 Introduction

Are women more altruistic than men? Previous research suggests so. For example, in the US in 1991, during a recession, women increased their philanthropic giving by 2.4 percent, while men decreased theirs by over 20 percent (Mixer (1993)). It has been shown that women typically give more than men to charity (Breeze and Thornton (2006); Piper and Schnepf (2008); Mesch et al. (2011)). Social role theorists have also argued that women are *expected* to be communal and unselfish, while men are expected to be agentic and independent (Eagly (1987); Williams and Best (1990); Eagly (2009)), and that these differential expectations affect work performance (Heilman and Chen (2005); Heilman and Okimoto (2007)).

To explore gender differences in altruistic behaviour, experimental economists typically turn to the aseptic setting of controlled laboratory experiments using the Dictator Game (DG). In the DG one player acts in the role of dictator and the other one in the role of receiver. Dictators are given a certain amount of money and are asked how much, if any, they want to

*Economics Department, Loyola Andaluca University, Escritor Castilla Aguayo 4, 14004 Cordoba, Spain.

†Economics Department, Middlesex University London, Business School, The Burroughs, London NW4 4BT, United Kingdom.

give to the receiver. Receivers have no choice and only get what the dictators decide to give. Since dictators have no incentives to give money, a payoff-maximising dictator would donate nothing. Dictators' donations are thus taken as a measure of individual's general altruistic tendencies (Brañas-Garza (2006, 2007); Charness and Gneezy (2008); Engel (2011); Franzen and Pointner (2013); Peysakhovich et al. (2014); Rand et al. (2016)).

Several studies have found that, on average, women give more than men in DG experiments (Andreoni and Vesterlund (2001); Boschini et al. (2014); Capraro and Marcelletti (2014); Capraro et al. (2014); Capraro (2015); Dickinson and Tiefenthaler (2002); Dreber et al. (2013, 2014); Dufwenberg and Muren (2006); Eckel and Grossman (1998); Houser and Schunk (2009); Kettner and Ceccato (2014); Rand et al. (2016). See Bolton and Katok (1995) for a null result, although using an extremely small sample). However, there are also critical exceptions. In his meta-analysis of 616 DG experiments, Engel (2011) found that women are only marginally significantly more altruistic than men. Interestingly, Cappelen et al (2015) and Carpenter et al (2008) compared student samples to random samples and found gender differences in the student samples but not in the random samples, which led them to conclude that gender differences in DG altruism, if existing, may be domain-specific.

Here we contribute to the aforementioned literature by exploring gender differences in altruistic behaviour among Amazon Mechanical Turk (AMT) workers living in the US. AMT is an interesting platform to study gender differences in altruistic behaviour because AMT workers, although less representative than national probability samples (e.g., Asians are overrepresented and Blacks and Hispanics are underrepresented), are more representative than student samples (Berinsky et al. (2012); Paolacci and Chandler (2014); Shapiro et al. (2013)). Moreover, numerous experiments have shown that data gathered on AMT are of no less quality than data gathered on the standard physical lab (Arechar et al. (2018); Horton et al. (2011); Mason and Suri (2012); Paolacci et al. (2010); Paolacci and Chandler (2014)).

In *Study 1*, we analyse more than 3,500 previously collected DG donations, and we test whether women are more altruistic than men. In *Study 2*, we collect new experimental data with the intention to explore whether women are expected to be more altruistic than men or not.

Understanding gender differences in expectations of altruistic behaviour is relevant because people often make decisions based on their beliefs about others' behaviour. Thus, a mismatch between expectations and behaviour may create suboptimal outcomes. For example, in a family context, the production of human capital for children requires both mothers' and fathers' inputs (e.g., time for playing, reading to the child). If fathers expect mothers to be more willing to spend time on producing health and skills for the child, fathers may invest less time in the production of human capital than mothers. However, when fathers' expectations do not match with the actual behaviour of mothers, parental investment may result in suboptimal outcomes for their children and, consequently, for the family as a whole.

Although social psychologists have repeatedly found that women are expected to be more altruistic than men in a variety of contexts ((Eagly (1987, 2009); Heilman and Chen (2005); Heilman and Okimoto (2007); Piliavin and Charng (1990); Williams and Best (1990)), this question has been largely neglected by experimental economists. We are aware of a handful of studies eliciting participants' beliefs about the level of altruism (Aguiar et al. (2009); Dufwenberg and Gneezy (2000); Delavande and Zafar (2015); Capraro and Kuisler (2016)), but only one of them looked at gender differences: Aguiar et al (2009), using a student sample, found

that women are expected to be more altruistic than men, but only by other women.¹

2 Study 1

2.1 Protocol

We analyse all DG donations that we collected on AMT in several experiments conducted between 2013 and 2017 (d’Adda et al. (2017); Biziou-van Pol et al. (2015); Capraro et al. (2014); Capraro and Kuilder (2016); Capraro and Sippel (2017); Rand et al. (2016)). In case of multiple observations from the same participant (as determined by checking for multiple IP addresses and TurkIDs), we keep only the first observation. All dictators passed two comprehension questions about the choice that would maximise their payoff and the choice that would maximise the recipient’s payoff. We also include $N = 457$ observations reported in *Study 2* of the current work. Excluding these observations does not change our main findings.

2.2 Subject pool

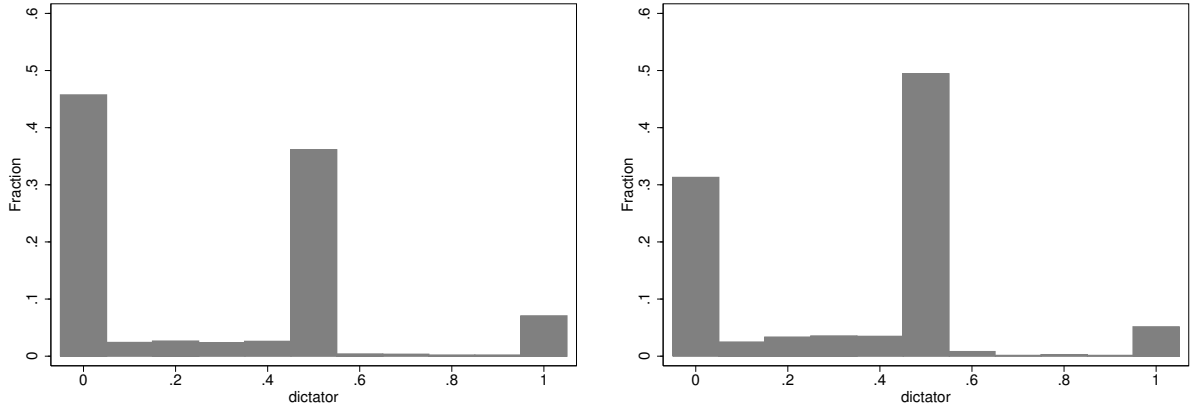
A total of 3,583 participants (58.2% males, mean age = 32.55), living in the US at the time of the experiments, recruited on AMT.

2.3 Results

In order to make data from different projects comparable, we first build a (quasi)continuous variable representing the proportion of the endowment that dictators give to recipients (0 = nothing, 1 = all). In the experiments reported in this mega-analysis, endowments were rather small, either 10c or 20c. However, this is not problematic: the average proportion of the endowment donated in our mega-analysis is 30.8%, which is in line with the proportion reported in the meta-analysis conducted by Engel (2011), that is 28.3%. This provides another piece of evidence that data gathered using small stakes on Amazon Mechanical Turk are of comparable quality than those collected in standard ways (see also Amir et al. (2012)).

Coming to our main research question, a linear regression of donations on gender (0 = male, 1 = female) shows that women give significantly more than men (coeff = 0.057, $t=5.77$, $p < 0.001$). The analysis of distribution of donations confirms and strengthens these result. See Figure 1a and Figure 1b. In line with the meta-analysis by Engel (2011), we find a virtually bi-modal distribution of donations, with one main mode at giving nothing, and the other one at giving half. However, if we analyse men and women in detail, we find that the main mode for men is at giving nothing (45.7% give nothing, while only 36.1% give half); whereas the main mode for women is at giving half (49.4% give half, while only 31.2% give nothing).

¹Recently, Babcock et al (2017) looked at gender differences in expected contributions to the public good. Although related, these results cannot be applied to our case, as the public goods game measures a behaviour (cooperation) different from the one measured by the dictator game (altruism): DG altruists typically contribute to the public good, but not the converse (Capraro et al. (2014)).



(a) Actual behaviour of men

(b) Actual behaviour of women

Figure 1: *Study 1:* Distribution of donations by gender in mega-analysis (3,583 participants). Both distributions are bimodal, concentrated in giving nothing and giving half. The mode for the male’s distribution is to give nothing, while for the female’s is to give half. In sum, women tend to give more than men.

3 Study 2

3.1 Protocol

Subjects were randomly divided between dictators and receivers. Dictators were given \$0.20 and were asked to decide how much, if any, to give to the receiver. Receivers were asked to predict the donation that another dictator would make to another receiver in one of four between-subjects treatments. Receivers would receive \$0.20 reward for correct guesses (Capraro and Kuisler (2016)). This procedure incentivises receivers to guess the modal donation. Moreover, since they do not guess their own donation there is no opportunity to hedge (Brañas-Garza et al. (2017)). The treatments were as follows. In the O_n treatments, receivers were shown the same instructions given to dictators. Then they were asked to guess the dictator’s decision; the O_{mow} was identical to O_n with the only difference that receivers were informed that the dictator *was either a man or a woman*; the O_m was identical to O_n with the only difference that recipients were informed that the dictator *was a man*; the O_w was identical to O_m with the only difference that receivers were informed that the dictator *was a woman*. We opted for conducting two baselines, O_n and O_{mow} , so that, by comparing O_m and O_w with O_{mow} , separately, we can investigate the effect of making one particular gender salient versus making both genders salient.

We refer to the Appendix for more details about the procedure and for the experimental instructions.

3.2 Subject pool

A total of 987 subjects (55.9% males, mean age = 34.6), residents in the US at the time of the experiment, recruited on AMT. We refer to the Appendix for details about how these subjects were distributed across conditions.

3.3 Results

In line with Engel’s meta-analysis (Engel (2011)), the distribution of dictators’ donations was virtually bimodal, with one mode at donating nothing (43.5%) and the other one at donating half (43.1%). The average donation was 27.3%. Also this was very close to that reported by Engel (28.3%). Although, in our experiment, the endowment given to dictators was \$0.20, in what follows, data are normalised such that the donations correspond to 0-10.

As a preliminary step, we show that the gender effect on dictators’ donations found in *Study 1* is replicated in the current sample. Figure 2a and Figure 2b compare the distribution of donations by men with the distribution of donations by women, and provides visual evidence that women are more altruistic than men: giving nothing is the modal choice for males (49.6% gave 0) while sharing equally is the modal choice for women (48.3% gave half). This gender difference is reflected also on the mean donations (24.8% vs 30.3%, linear regression, coeff = 0.551, $t = 2.20$, $p = 0.028$). Thus, also in the current sample, women are more altruistic than men.

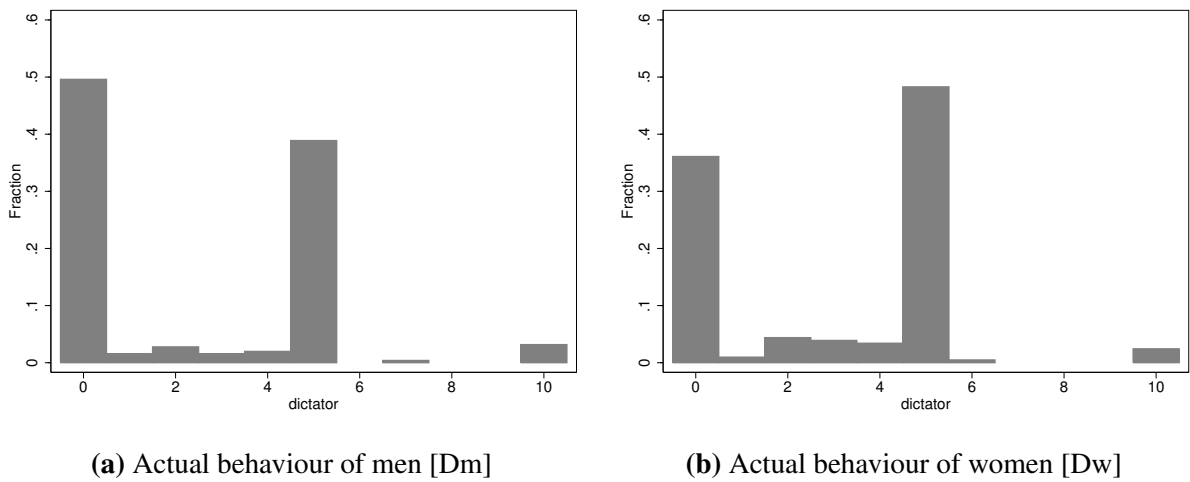
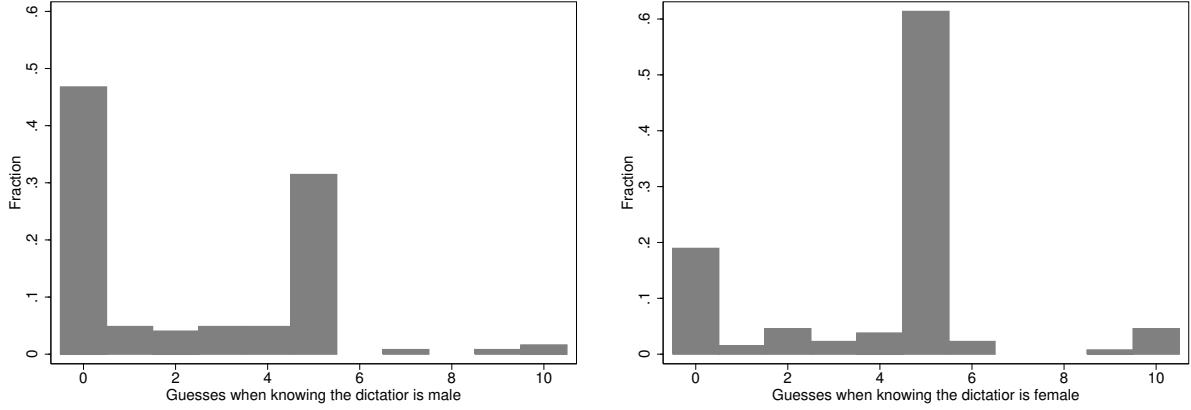


Figure 2: *Study 2.* Distribution of donations by gender (987 participants). As in Figure 1, both distributions are bimodal. Women tend to give more than men.

Next, we analyse gender differences in expectations of altruistic behaviour. First of all, we observe that treatments O_n and O_{mow} report similar averages (2.79 and 3.16, linear regression, $p=0.243$). Similarly, we do not find significant differences between $O_m \cup O_w$ and O_{mow} ($p = 0.887$). Thus, gender framed instructions do not change subjects’ expectations. Figures 3a, 3b show the histograms for O_m and O_w , respectively. While the main mode for expected behaviour of men is 0 (giving nothing) the main mode for expected behaviour of women is 5 (giving half). Average values reflect the same result: the mean expected altruism among men is 2.33, while the mean expected altruism among women is 4.05 (coeff = 1.722, $t = 5.51$, $p < 0.001$). The top part of Table 1 shows the relevant tests. Thus women are expected to be more altruistic than men.²

²Using Mann-Whitney-Wilcoxon non-parametric tests, we obtain the same conclusions.



(a) Expectations for men [O_m]

(b) Expectations for women [O_w]

Figure 3: *Study 2.* Expected behaviour of men and women. When asked to guess dictator’s donation knowing that the dictator is a man, the main mode of the guesses is 0. Conversely, when asked to guess dictator’s donation knowing that the dictator is female, the main mode of the guesses is 5, half of the endowment. Thus, women are expected to be more altruistic than men.

Then, we analyse whether both men and women expect women to be more altruistic than men. This is indeed the case: women are perceived to be more altruistic than men both by men (mean guesses: 2.04 vs 3.85; coeff = 1.808, $t=4.11$, $p < 0.001$) and by women (mean guesses: 2.69 vs 4.31; coeff = 1.619, $t = 3.72$, $p < 0.001$).

Table 1: Linear regressions

	Coefficient	t	P-value
O_n vs O_{mow}	-0.380	-1.17	0.243
$O_m \cup O_w$ vs O_{mow}	0.040	0.14	0.887
O_m vs O_n	-0.848	-2.57	0.011
O_w vs O_n	0.874	2.76	0.006
O_w vs O_m	1.722	5.51	0.000
D_w vs D_m	0.551	2.20	0.028

Note: D_m (D_w) refers to men (women) dictators.

Finally, we observe that, when recipients are asked to predict women’s behaviour, then more women than men guess the correct mode (70.7% vs 54.1%, Fisher’s exact, $p=0.071$), but when recipients are asked about men’s behaviour, then results trended, although not significantly so, in the opposite direction: more men than women tend to guess the correct mode (53.6% vs 38.2%, Fisher’s exact, $p=0.104$). Moreover, men are marginally significantly better at guessing women’s modal choice (53% guessed it right) than women are at guessing men’s modal choice (only 38% guessed it right; Fischer’s exact: $p=0.079$). Note that, in these analyses, samples are very small (about 65 observations per condition), and this might explain the lack of statistical significance, despite the relatively large effect sizes).

4 Conclusion

We studied gender differences in Dictator Game altruistic behaviour and expectations of altruistic behaviour on a large sample of US residents recruited through Amazon Mechanical Turk (AMT). We found that: (i) women are more altruistic than men and (ii) both women and men expect women to be more altruistic than men.

Our first result is in line with and extend previous studies using student samples. This is a non-trivial extension because AMT samples are more representative than student samples but less representative than random samples (Berinsky et al. (2012); Paolacci and Chandler (2014); Shapiro et al. (2013)), and, while previous research has found gender differences in student samples, it has been suggested that gender differences in altruistic behaviour may not extend to random samples (Cappelen et al. (2015); Carpenter et al. (2008)).

Our second result roughly confirms the only existing study we are aware of on the same topic (Aguiar et al. (2009)), but with an important difference. While Aguiar et al. (2009), using a student sample, found that women are expected to be more altruistic than men only by other women, we found that, in our sample of AMT workers, women are expected to be more altruistic than men by both women and men.

We have also found some evidence that each gender is better at predicting their own gender's behaviour, rather than the other gender's. Moreover, men seems to be better than women at predicting the other gender's behaviour. However, all these results are only (close to) marginally significant, partly due to the small sample size. Exploring accuracy of beliefs is an interesting direction for future research.

References

- Aguiar, F., Brañas-Garza, P., Cobo-Reyes, R., Jimenez, N., and Miller, L. M. (2009). Are women expected to be more generous? *Experimental Economics*, 12(1):93–98.
- Amir, O., Rand, D. G., and Gal, Y. K. (2012). Economic games on the internet: The effect of \$1 stakes. *PLoS ONE*, 7(2):e31461.
- Andreoni, J. and Vesterlund, L. (2001). Which is the fair sex? Gender differences in altruism. *The Quarterly Journal of Economics*, 116:293–312.
- Arechar, A. A., Gächter, S., and Molleman, L. (2018). Conducting interactive experiments online. *Experimental Economics*, 21:99–131.
- Babcock, L., Recalde, M. P., Vesterlund, L., and Weingart, L. (2017). Gender differences in accepting and receiving requests for tasks with low promotability. *American Economic Review*, 107(3):714–47.
- Berinsky, A. J., Huber, G. A., and Lenz, G. S. (2012). Evaluating online labor markets for experimental research: Amazon.com’s mechanical turk. *Political Analysis*, 20(3):351–368.
- Biziou-van Pol, L., Haenen, J., Novaro, A., Liberman, A. O., and Capraro, V. (2015). Does telling white lies signal pro-social preferences? *Judgment and Decision Making*, 10:538–548.
- Bolton, G. E. and Katok, E. (1995). An experimental test for gender differences in beneficent behavior. *Economics Letters*, 48(3):287–292.
- Boschini, A., Dreber, A., von Essen, E., Muren, A., Ranehill, E., et al. (2014). Gender and economic preferences in a large random sample. Technical report, Stockholm University.
- Brañas-Garza, P. (2006). Poverty in dictator games: Awakening solidarity. *Journal of Economic Behavior & Organization*, 60(3):306–320.
- Brañas-Garza, P. (2007). Promoting helping behavior with framing in dictator games. *Journal of Economic Psychology*, 28(4):477–486.
- Brañas-Garza, P., Rodriguez-Lara, I., and Sanchez, A. (2017). Humans expect generosity. *Scientific Reports*, 7:42446.
- Breeze, B. and Thornton, A. (2006). Raising a giving nation: A report on 3 years of research and activity with young people and schools by the giving nation programme.
- Cappelen, A. W., Nygaard, K., Sørensen, E. Ø., and Tungodden, B. (2015). Social preferences in the lab: A comparison of students and a representative population. *The Scandinavian Journal of Economics*, 117(4):1306–1326.

- Capraro, V. (2015). The emergence of hyper-altruistic behaviour in conflictual situations. *Scientific Reports*, 4:9916.
- Capraro, V., Jordan, J. J., and Rand, D. G. (2014). Heuristics guide the implementation of social preferences in one-shot Prisoner's Dilemma experiments. *Scientific reports*, 4:6790.
- Capraro, V. and Kuilder, J. (2016). To know or not to know? Looking at payoffs signals selfish behavior, but it does not actually mean so. *Journal of Behavioral and Experimental Economics*, 65:79–84.
- Capraro, V. and Marcelletti, A. (2014). Do good actions inspire good actions in others? *Scientific Reports*, 4:7470.
- Capraro, V. and Sippel, J. (2017). Gender differences in moral judgment and the evaluation of gender-specified moral agents. *Cognitive Processing*, 18(4):399–405.
- Carpenter, J., Connolly, C., and Myers, C. K. (2008). Altruistic behavior in a representative dictator experiment. *Experimental Economics*, 11(3):282–298.
- Charness, G. and Gneezy, U. (2008). What's in a name? Anonymity and social distance in dictator and ultimatum games. *Journal of Economic Behavior & Organization*, 68(1):29–35.
- d'Adda, G., Capraro, V., and Tavoni, M. (2017). Push, don't nudge: Behavioral spillovers and policy instruments. *Economics Letters*, 154:92–95.
- Delavande, A. and Zafar, B. (2015). Stereotypes and madrassas: Experimental evidence from Pakistan. *Journal of Economic Behavior & Organization*, 118:247–267.
- Dickinson, D. L. and Tiefenthaler, J. (2002). What is fair? experimental evidence. *Southern Economic Journal*, pages 414–428.
- Dreber, A., Ellingsen, T., Johannesson, M., and Rand, D. G. (2013). Do people care about social context? framing effects in dictator games. *Experimental Economics*, 16(3):349–371.
- Dreber, A., von Essen, E., and Ranehill, E. (2014). Gender and competition in adolescence: task matters. *Experimental Economics*, 17(1):154–172.
- Dufwenberg, M. and Gneezy, U. (2000). Measuring beliefs in an experimental lost wallet game. *Games and Economic Behavior*, 30(2):163–182.
- Dufwenberg, M. and Muren, A. (2006). Gender composition in teams. *Journal of Economic Behavior & Organization*, 61(1):50–54.
- Eagly, A. H. (1987). *Sex differences in social behavior: A social-role interpretation*. Mahwah, NJ: Erlbaum.
- Eagly, A. H. (2009). The his and hers of prosocial behavior: An examination of the social psychology of gender. *American Psychologist*, 64(8):644.

- Eckel, C. C. and Grossman, P. J. (1998). Are women less selfish than men?: Evidence from dictator experiments. *The Economic Journal*, 108(448):726–735.
- Engel, C. (2011). Dictator games: A meta study. *Experimental Economics*, 14(4):583–610.
- Franzen, A. and Pointner, S. (2013). The external validity of giving in the dictator game. *Experimental Economics*, 16(2):155–169.
- Heilman, M. E. and Chen, J. J. (2005). Same behavior, different consequences: Reactions to men’s and women’s altruistic citizenship behavior. *Journal of Applied Psychology*, 90:431–434.
- Heilman, M. E. and Okimoto, T. G. (2007). Why are women penalized for success at male tasks?: The implied communality deficit. *Journal of Applied Psychology*, 92:81–92.
- Horton, J. J., Rand, D. G., and Zeckhauser, R. J. (2011). The online laboratory: Conducting experiments in a real labor market. *Experimental Economics*, 14(3):399–425.
- Houser, D. and Schunk, D. (2009). Fairness, competition and gender: Evidence from German schoolchildren. *Journal of Economic Psychology*, 30:634–641.
- Kettner, S. E. and Ceccato, S. (2014). Framing matters in gender-paired dictator games. Technical report, Discussion paper, University of Heidelberg.
- Mason, W. and Suri, S. (2012). Conducting behavioral research on Amazon’s Mechanical Turk. *Behavior Research Methods*, 44(1):1–23.
- Mesch, D. J., Brown, M. S., Moore, Z. I., and Hayat, A. D. (2011). Gender differences in charitable giving. *International Journal of Nonprofit and Voluntary Sector Marketing*, 16(4):342–355.
- Mixer, J. R. (1993). *Principles of professional fundraising: Useful foundations for successful practice*. Jossey-Bass Inc Pub.
- Paolacci, G. and Chandler, J. (2014). Inside the Turk: Understanding Mechanical Turk as a participant pool. *Current Directions in Psychological Science*, 23(3):184–188.
- Paolacci, G., Chandler, J., and Ipeirotis, P. G. (2010). Running experiments on Amazon Mechanical Turk. *Judgment and Decision Making*, 5:411–419.
- Peysakhovich, A., Nowak, M. A., and Rand, D. G. (2014). Humans display a ‘cooperative phenotype’ that is domain general and temporally stable. *Nature Communications*, 5:4939.
- Piliavin, J. A. and Charng, H.-W. (1990). Altruism: A review of recent theory and research. *Annual Review of Sociology*, 16(1):27–65.
- Piper, G. and Schnepf, S. V. (2008). Gender differences in charitable giving in great britain. *Voluntas: International Journal of Voluntary and Nonprofit Organizations*, 19(2):103–124.

- Rand, D. G., Brescoll, V., Everett, J. A., Capraro, V., and Barcelo, H. (2016). Social heuristics and social roles: Intuition favors altruism for women but not for men. *Journal of Experimental Psychology: General*, 145:389–396.
- Shapiro, D. N., Chandler, J., and Mueller, P. A. (2013). Using Mechanical Turk to study clinical populations. *Clinical Psychological Science*, 1(2):213–220.
- Williams, J. E. and Best, D. L. (1990). *Measuring sex stereotypes: A multination study*, Rev. Sage Publications, Inc.

Details on Study 2

Experimental instructions

Participants were randomly divided between dictators and recipients. Recipients, in turn, were randomly divided in four conditions. Below we report the instructions of all five conditions.

Dictators

Screen 1

You have been paired with another participant. The amount of money you can earn depends only on your choice. You have been provisionally allocated 20c, while the other participant is given nothing. You have to decide how much, if any, to transfer to the other participant. The other participant has no choice, is REAL, and will really accept the amount of money you decide to transfer. No deception is used. You will really get the amount of money you decide to keep.

Screen 2

Now we will ask you two comprehension questions to ascertain that you understood the decision problem. If you fail to answer any of these questions, the survey will automatically close without providing a completion code.

Screen 3

How much should you transfer to the other participant in order to maximize your income? (Available answers: 0c, 2c, 4c, ... , 20c).

Screen 4

How much should you transfer in order to maximize the other participant's income? (Available answers: 0c, 2c, 4c, ... , 20c).

Screen 5

The comprehension questions are over. It is now time to make your real choice.

How much do you want to transfer to the other participant? (Available answers: 0c, 2c, 4c, ... , 20c).

4.0.1 Recipients in the neutral condition

Screen 1

Your role is to guess how a participant (PERSON A) will behave towards another participant (PERSON B). You will win 20c if you make the right guess. The screenshots below show the instructions presented to Person A.

Screen 2

This screen was a screenshot of Screen 1 shown to Dictators.

Screen 3

This screen was a screenshot of Screen 5 shown to Dictators, where we eliminated the sentence ‘The comprehension questions are over’.

Screen 4

What amount do you believe Person A will give to Person B?

4.0.2 Recipients in the other conditions

Either male or female condition

This condition is identical to the neutral condition, with the only difference that Screen 1 is replaced by the following screen:

Your role is to guess how a participant (PERSON A, who is either a male or a female) will behave towards another participant (PERSON B). You will win 20c if you make the right guess. The screenshots below show the instructions presented to Person A.

Male condition

This condition is identical to the neutral condition, with the only difference that Screen 1 is replaced by the following screen:

Your role is to guess how a participant (PERSON A, who a male) will behave towards another participant (PERSON B). You will win 20c if you make the right guess. The screenshots below show the instructions presented to Person A.

Female condition

This condition is identical to the neutral condition, with the only difference that Screen 1 is replaced by the following screen:

Your role is to guess how a participant (PERSON A, who a female) will behave towards another participant (PERSON B). You will win 20c if you make the right guess. The screenshots below show the instructions presented to Person A.

Details about sample size and payment procedure

Since dictators were asked comprehension questions, while receivers were not, and since subjects failing any comprehension question were automatically excluded from the survey, we had fewer dictators ($N = 457$) than receivers ($N = 530$). This is not problematic for the analysis, because we never compared dictators with receivers. As for the computation of receivers' payoffs, since there is no one-to-one correspondence between dictators and receivers, to avoid deception, we proceeded as follows: after the data were collected, receivers were sequentially paired with a randomly selected dictator; in case a dictator had already been used to pay another receiver, we paid the current receiver 'out of our pocket', and not using the donation of that dictator, because that donation had already been used. This procedure is doable on Amazon Mechanical Turk (because participants are matched only after the end of the experiment) and allows us to avoid deception (because each dictator gets paired with one receiver, and each receiver receives a real donation).